


# **CITY AND BOROUGH OF SITKA**

**FISCAL YEAR 2023**

## **Draft CONSOLIDATED OPERATING BUDGET**



# CITY AND BOROUGH OF SITKA

A COAST GUARD CITY

April 21, 2022

Mayor Eisenbeisz, Assembly Members and Fellow Citizens of the City and Borough of Sitka,

In accordance with the provisions of Article XI, Section 11.02 of the Home Rule Charter of the City and Borough of Sitka, the Fiscal Year 2023 (FY23) Consolidated Operating Budget of the City and Borough of Sitka (CBS) is hereby presented for your approval.

## **The Last Year in Review**

The last two years for the CBS have largely been defined by uncertainty, and the associated budgets were constructed with caution in mind. The COVID-19 pandemic had detrimental effects on our local economy, but with keen oversight of our municipal budget, federal and state aid, and a risk-sharing partnership with the Sitka School District (SSD), we were able to prevent major reductions in services to residents and students.

The receipt of a \$1.0 million American Rescue Plan Act (ARPA) grant disbursed by the state and the anticipation of the second Treasury disbursement of the municipality's ARPA commitment, partially alleviated the General Fund budget deficit of FY22. The Assembly's FY22 budget decisions balanced many competing demands, and the use of federal funds to replace lost revenue has stabilized our foundation for FY23, including investing in needed infrastructure repair.

Despite significant impact to sales tax revenue in July – September 2020, we saw overall FY21 sales tax receipts nearly rebound to 2019 levels with revenue exceeding our budget estimates by \$377,000. Currently, FY22 sales tax revenue for the first half of the year is exceeding budget by \$1.8 million and is on track to exceed pre-pandemic revenue levels.

## **FY23 Revenue Assumptions**

Although recent revenues have been optimistic, we are still approaching the FY23 budget with caution due to the tapering effects of the pandemic, inflationary concerns, and possible impacts of international events. Sales tax revenue is estimated at a 7% increase from conservative FY22 projections. There is an estimated \$10.9 million increase in overall property valuation, and a 2.2% increase from FY22 levels has been budgeted.

Revenue streams are recovering and are on track to exceed pre-pandemic levels, however, the cost of capital and governmental services continues to increase with historic rates of inflation. Our assumption in the FY23 budget is that inflation will slow as we near the summer of calendar year 2022 (Q1 FY23). Maintaining status quo services will likely cost more due to supply chain

challenges, a shortage of available labor, and rising fuel costs. The inflationary effects in the economy will translate to cost-of-living adjustments for non-represented CBS employees and be a factor in the ongoing labor negotiations for CBS union represented employees. Employee turnover could prove to be very costly given the current labor market.

In the spring of 2021, it was announced that Sitka is expected to receive its largest cruise visitor season on record in 2022 with 400,000 passengers anticipated. This forecast was increased to 480,000 during the summer months, with estimates for 2023 and beyond ranging from 500,000 – 520,000. Sitka's largest cruise season on record was in 2008 with approximately 285,000 passengers. Not only is the increase to 480,000 passengers a significant increase over this previous high, the logistics of cruise ship visitation in Sitka has changed with the opening of the privately owned Sitka Sound Cruise Terminal. Although significant sales tax revenues are anticipated from this substantial increase in tourism, uncertainty remains on pandemic related travel impacts. In addition, the CBS is required to allocate substantial financial resources to facilitate the logistics and infrastructure necessary to effectively capture revenue from tourist spending.

The CBS learned of a potential for Medicaid ambulance reimbursements through the Supplemental Emergency Medical Transport (SEMT) Program. SEMT is a voluntary program that will allow eligible publicly owned and operated Medicaid providers to voluntarily submit annual reports to be reimbursed Medicaid supplemental payments. SEMT providers submit annual cost reports to the Department of Health and Social Services that are used to calculate a provider's cost per transport. The supplemental payment will be the federal portion of the difference between the provider's cost per transport and the payment that the provider has already received in fee-for-service Medicaid payments and any other source of reimbursement. The amount estimated in the FY23 budget is \$460,000 that covers two years and is anticipated to be finalized and disbursed in FY23.

Federal relief funding related to the COVID-19 pandemic is ending and a final ARPA distribution of \$1.0 million will be received and used as revenue replacement. We largely expect state funding to remain flat for FY23, however we anticipate possible federal funding for infrastructure to be available with the Infrastructure Investment and Jobs Act (IIJA) enacted on November 15, 2021. The IIJA provides for \$973 billion over five years (FY22-26), of which \$423 billion (43%) will be used for baseline program reauthorizations like transportation (DOT/FAA) and public works (EPA), and \$550 billion will be used for "new spending" on broadband, energy and power, electric vehicles, cybersecurity, etc. Funds should begin arriving in calendar year 2022 and continue for 5 fiscal years.

Using a conservative approach to forecasting, the FY23 budgeted revenue is \$37,545,485.

### **FY23 Expense Budget Comments**

Given the cautions revenue assumptions, we are presenting an expense budget that largely maintains core services to status quo. Those services are Charter or Code driven and involve Public Safety, Public Works, Education, Support Services (Planning, Assessing, Legal, IT, Finance, Admin/Clerks), and Infrastructure. However, other non-core expenses related to Charitable Contributions, Social Services, and Economic Development were also kept to status quo.

Budgeted expenditures provide for the current level of services, with middle of the road inflation increases assuming that inflation continues through calendar Q1 2022 and then levels off by calendar Q2 2022. In addition to the “status quo” budget, several new initiatives and investments have been pursued to increase efficiency across the organization.

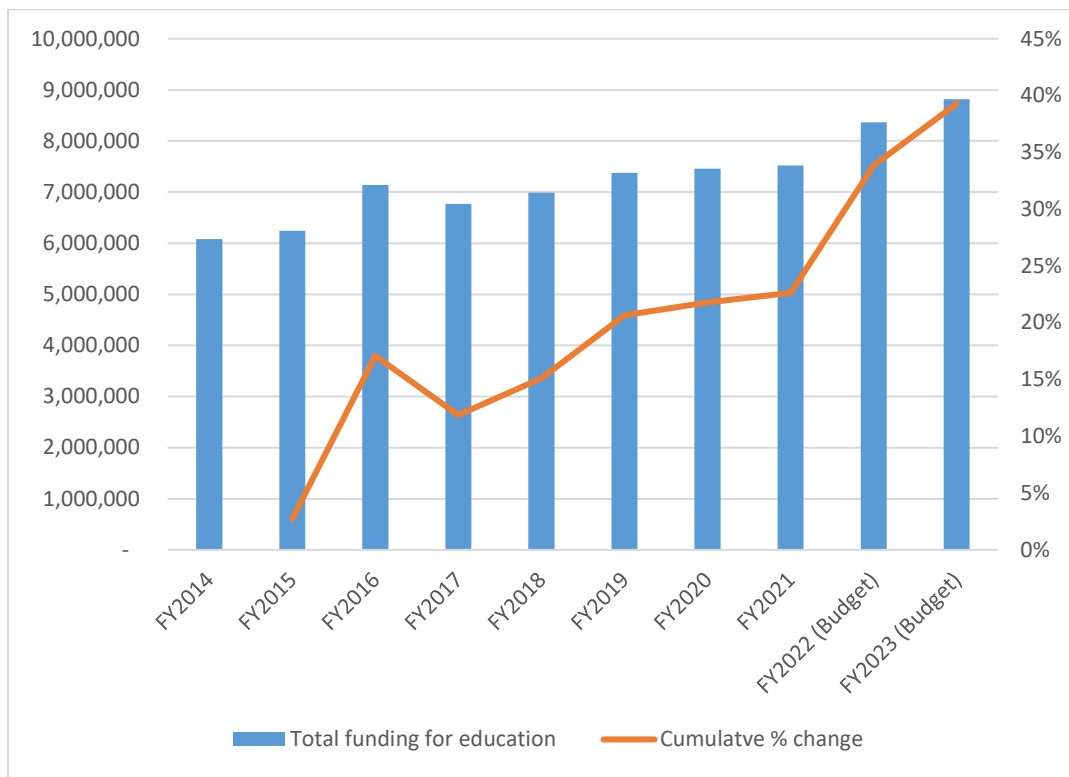
Resources were directed to address weaknesses in core services or to pursue improvements in core services that were requested by staff, the community, and/or the Assembly. Those additions include:

1. **Code Enforcement** – A Code Enforcement Officer will ensure closer adherence to many issues that have been largely non-compliant with Sitka General Code. Examples of these issues are trash (attracting bears), parking, litter, noise, sidewalk shoveling, illegal junkyards, abandoned vehicles, unpermitted short-term rentals, and tax code (sales tax, bed tax, fish box tax, etc.).
2. **Sustainability Coordinator** – A Sustainability Coordinator will support environmental programs, helping the CBS achieve sustainability goals. Duties of a Sustainability Coordinator revolve around advising management and staff on product and program development. The goal is to create initiatives within the CBS that reduce environmental damage. The position would posture us to better to pursue current Federal initiatives and ensure the ongoing sustainability of municipal operations.
3. **Tourism** – While services maintained by the CBS have been adequate for current/prior levels of tourist traffic, significant efforts will be required to ensure that visitor and local experience is maintained (and maximum sales tax is collected) with the increase in cruise passengers. This includes impacts to public safety (Police, Fire, and EMS), Harrigan Centennial Hall, Building and Grounds, Library, and IT. This also includes some revenue assumptions where direct and indirect costs are reimbursed through CPV funds.
4. **Growth in Sitka** – Southeast Alaska Regional Health Consortium (SEARHC) and U.S. Coast Guard expansion will create a strain on the already stretched permitting office. Since 2018 and prior to upcoming growth, the CBS has seen a 40% increase in permit reviews. To ensure timely issuance of necessary permits, resources will be required to maintain an acceptable level of service.
5. **Managing and Prioritizing Risk** – This new approach to operations began in the FY22 budget as Asset Management. No positions have been added to further support this project, but minimal financial resources will be used to further develop a systematic approach to managing assets in a way that optimizes the balance between risk, cost, and level of service, to ensure that the greatest value is brought to the organization, and in turn to the citizens of Sitka.
6. **Federal Infrastructure Funding** – Levels of deferred maintenance have increased over the last two years. An Asset Management program is underway to fully evaluate the risks of and urgency of repairing critical infrastructure across the board. Probable opportunities for outside funding are on the horizon, but we need to be poised to have projects that are eligible for funding.
7. **Community Recreation** – Currently the City of Sitka has no community-wide program that helps facilitate recreation and activities such as Community Schools or Parks & Recreation. We may be one of the only communities in Alaska our size without a centralized way of scheduling, organizing, and promoting city facilities for community use.

Our budget does propose service fee increases in our electric (4.0%), water (5.0%), wastewater (8.0%), and municipal solid waste (7.5%) utilities that were kept at or below inflation as much as possible to keep a positive working capital fund balance. A rate increase of 8.5% was proposed in the harbor fund by the Ports & Harbors Commission and adopted by the Assembly in order to keep future increases more manageable.

The City’s local contribution to education for FY23 to SSD is equivalent to the “cap” funding plus 100% of Secure Rural Schools (SRS), up to \$500,000 should it be authorized. Additional funding was provided to include \$150,000 for maintenance of school buildings, \$60,000 for utilities expenses at the Performing Arts Center, and \$122,000 for pool operations, for a total contribution of \$8,818,868.

### Historical Perspective of Local Contribution to Education



The FY23 budget contains employee salary increases that are in alignment with calculated inflation rates, that are identified in the Sitka General Code, or were necessary to recruit and retain qualified employees in hard to fill positions. All four of the existing collective bargaining units (ASEA, IAFF, IBEW, and PSEA), representing nearly two-thirds of CBS employees, recently renegotiated their contracts with the CBS. The total economic impact of those bargaining agreements has not yet been incorporated into the FY23 budget.

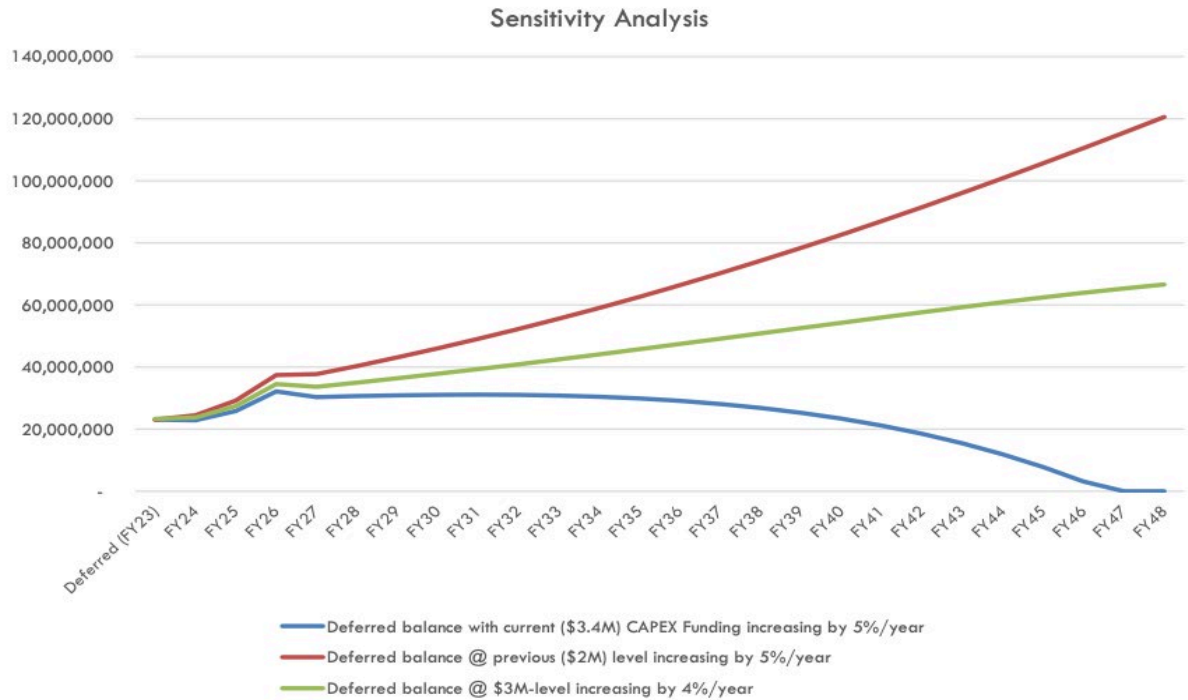
The FY23 General Fund expense budget is \$37,165,052 which results in a \$380,000 budget surplus.

## Capital Improvement Program

Sitka continues to invest in its future by constructing important improvements to municipal assets. Recent projects include the Peterson Street Culvert/Fish Passage, Brady Lift Station, Secondary Water Filtration Plant, and the Wastewater Treatment Plant Remodel; despite the COVID challenges of the past two budget years, these projects were all completed within budget and on or ahead of schedule apart from Brady Lift Station due to an unforeseen break in the force main. This year's projects include final design of the Airport Expansion, Seaplane Base, Lincoln Street, Police Station HVAC, Wachusett Storm Culvert and the construction of Knutson Drive, Senior Center Upgrades, High Load Dock, Sea Walk, Transfer Station Compactor, and City Hall HVAC. The CBS has dedicated \$3,125,000 to capital projects from the Public Infrastructure Sinking Fund along with an additional \$300,000 from a General Fund budget surplus.

Authorized/in progress Total		4,059,195	-	7,026,870	473,660	-	-	-	11,559,725
NEW FY23	90838 Lincoln Street Paving (Harbor Way to Harbor Drive)	-	-	1,879,000	-	-	-	-	1,879,000
NEW FY23	90866 City Hall HVAC & Controls Replacement	-	-	250,000	-	-	-	-	250,000
NEW FY23	90907 Police Department Heat Pumps/HVAC	-	-	200,000	-	-	-	-	200,000
NEW FY23	90925 Knutson Drive Critical Repairs	-	-	380,000	-	-	-	-	380,000
NEW FY23	TBD CBS Facilities Condition Assessment + Schools	-	-	400,000	-	-	-	-	400,000
NEW FY23	TBD Senior Center Interior Floor Replacement Upgrade Common Areas	-	-	40,000	-	-	-	-	40,000
NEW FY23	TBD Senior Center Roof Replacement	-	-	175,000	-	-	-	-	175,000
NEW FY23	TBD Water/Wastewater Replacement at Senior Center	-	-	101,000	-	-	-	-	101,000
NEW FY23	90961 Wachusett Storm Drains (phase 2 Peterson)	-	-	-	-	780,000	-	-	780,000
NEW FY23 Total		-	-	3,425,000	-	780,000	-	-	4,205,000

Referencing the Sensitivity Analysis below, one will notice that with a 5% annual increase to the current year's Capital Expenditures, the CBS can begin to make progress at eliminating our deferred maintenance balance. In order to maximize potential for Federal Infrastructure funding, available through the IIJA, we need to make investments to make our projects "shovel worthy" to capitalize on the five-year bill.



In the fall of 2021, CBS officially launched a formal Asset Management program to better optimize the balance between risk, cost, and service level for the city’s broad array of assets. In line with optimizing this balance, this year’s capital projects were selected through a risk-based prioritization process. Applying this process, each candidate project was subjected to an assessment that examined existing risks related to safety, regulatory compliance, reliability, reputation, and financial impact that the respective project was hoping to mitigate. In total, 69 candidate projects were assessed. Of the 69 projects that were assessed, the projects that would mitigate the most risk for the available funding were selected for proposal to the Assembly.

Looking forward into future budget years, the Asset Management Program is focused on alignment with the outputs from the 2022 Strategic Planning process. Aligning with the 2022 Strategic Plan will ultimately allow CBS to prioritize future projects in a manner that optimizes the balance between cost, risk, and service level in a way that aligns with the expectations of its citizens.

The City and Borough of Sitka mid to long-range Capital Improvement Program is included within this budget document.

**Summary**

The economic future of Sitka appears strong, but we must exercise caution as inflation and market volatility looms. It is imperative that we focus on the right investments to ensure the continued

health of our financial position and responsible growth for our community that can create a better quality of life.

The key challenge facing the CBS continues to be the alignment of governmental services and assistance desired by the citizens and partners of the Municipality with sustainable revenue streams to not only pay for the operating costs of those services, but also provide for maintenance and replacement of the infrastructure and assets to provide those services. Our municipal government continues to provide a comprehensive and complex array of services to our citizens (above and beyond Public Safety, Public Works, and Education) through the collective efforts of our elected Assembly and our dedicated municipal employees. As revenue signals get stronger, the Municipality must find ways to be more efficient while making focused investments to enhance the quality of life and address long-term affordability concerns for its citizens. Using our 2022 Strategic Plan and Asset Management program as our guides, our efforts this year will focus on balancing risk, budget, and level of service to provide the highest value to the citizens of the City and Borough of Sitka. Taking this approach, we will no longer place our infrastructure needs secondary to non-core governmental services and continue to close the gap between the need and actual expenditures.

I thank the Assembly for its willingness to work collaboratively on the FY23 budget and our Strategic Planning process. This budget will pave the way to economic growth, improvement in services, and opportunities for an enhanced quality of life. I appreciate the hard work of all the CBS staff to prepare this budget, as well as their efforts to reduce expenditures and spend responsibly. This budget reflects significant efforts by CBS staff to retain and improve status quo services with targeted investments for future success. We will continue to provide the best possible service to Sitkans while carefully managing the resources they provide us to do the job.

Service – Honesty – Respect

Respectfully submitted,

A handwritten signature in black ink, appearing to read 'J. Leach', written in a cursive style.

**John M. Leach**  
Municipal Administrator



# City and Borough of Sitka

## Sitka, Alaska

### MISSION

To assure quality public services that provide for the well-being of the citizens of the City and Borough of Sitka. To provide the best *service, budget management, and planning* for the future of our community.

### OVERALL GOALS

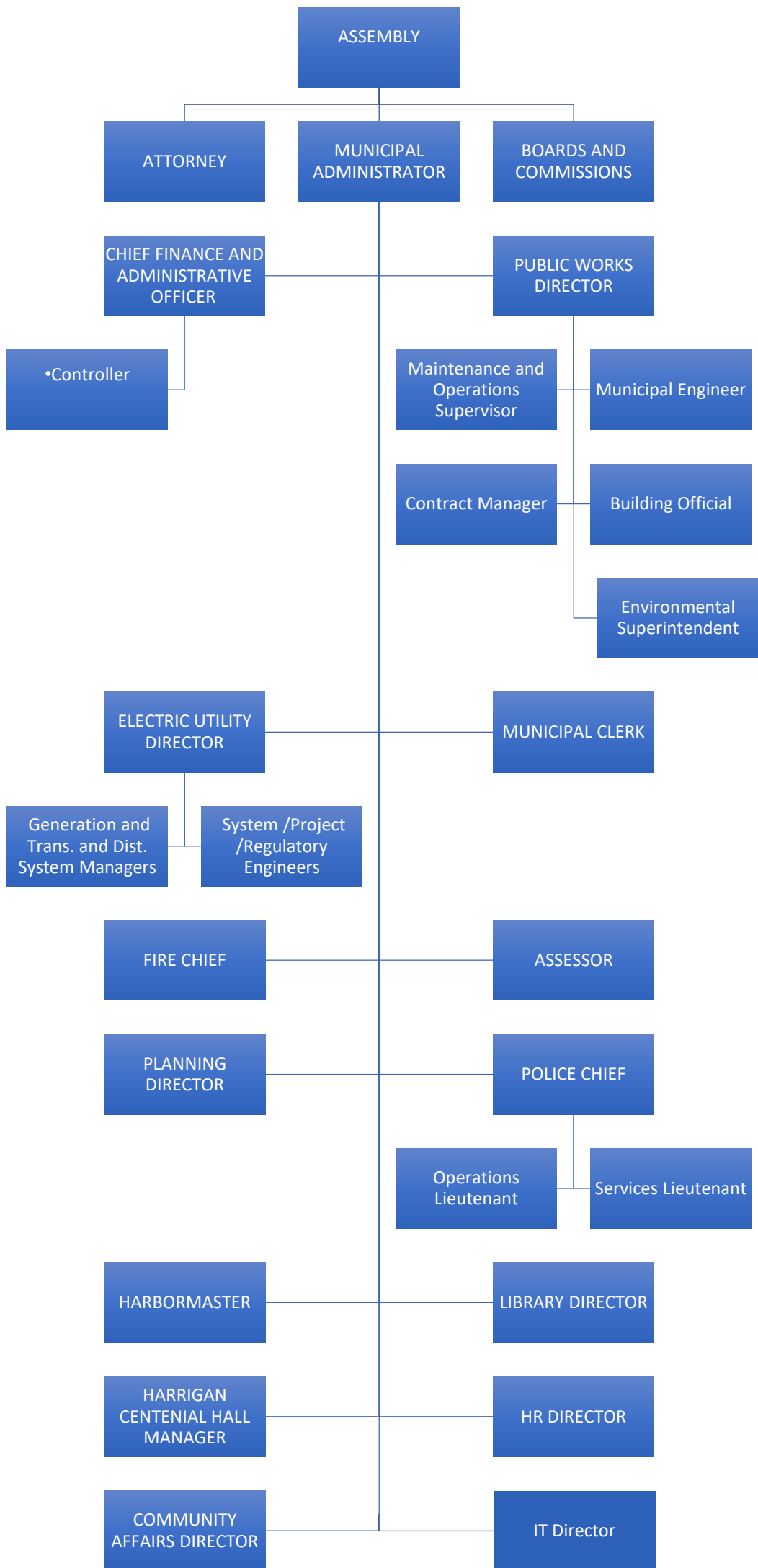
- Increase percent of operating budget provided by Permanent Fund earnings.
- Ensure quality of Municipal infrastructure.
- Increase year round employment opportunities.
- Comply with Vision: Small town atmosphere and high quality of life with sustained economic opportunity.

### ONGOING PRIORITY ACTION

- Expand Sitka's presence as a regional health care center.
- Provide positive conditions for economic development.
- Implement and fund waterfront and harbor infrastructure.

## **MUNICIPAL VALUES**

- **Accountability - Accepting responsibility for job performance, actions, and behavior.**
- **Commitment - Individual and collective dedication of employees in providing quality services to meet customer needs.**
- **Equal Opportunity - Providing a work environment that is fair to all employees through equal treatment and equal access.**
- **Honesty - Truthful interaction among employees, the Assembly, and the public which fosters trust and a lasting working relationship.**
- **Open Communication - The honest exchange of ideas and information with coworkers, the public, other departments, and the Assembly.**
- **Professionalism - Promoting honesty, respect, and team effort while adhering to a high standard of ethical conduct.**
- **Respect - Consistently demonstrating a deep regard for the needs and feelings of all people.**



CITY AND BOROUGH OF SITKA  
 FY23 STAFFING TABLE

Position	Position	Grade	Pay	FTE	
001 - Administrator					
	Administrative Coordinator	27	\$ 28.62	1	
	Administrator		\$ 70.37	1	
	Asset Manager	36	\$ 54.39	0.5	
	Public & Government Relations Director	34	\$ 42.48	1	
	Human Resources Assistant	27	\$ 26.60	1	
	Human Resources Director	37	\$ 54.36	1	5.5
002 - Attorney					
	Attorney		\$ 73.58	1	
	Legal Assistant	27	\$ 33.20	1	2
003 - Municipal Clerk					
	Deputy Clerk	28	\$ 31.69	1	
	Municipal Clerk	36	\$ 50.52	1	2
004 - Finance					
	Accountant	28	\$ 39.58	1	
	Accounting Clerk - A/P		\$ 25.28	1	
	Accounting Clerk-A/R Coll		\$ 26.46	1	
	Budget/Treasury Officer	33	\$ 46.24	1	
	Compliance Officer	33	\$ 46.24	1	
	Controller	36	\$ 54.39	1	
	Customer Service Rep		\$ 21.97	1	
	Finance Director	41	\$ 69.39	1	
	Procurement Specialist	28	\$ 28.71	1	
	Grant Accountant	28	\$ 32.48	1	
	Payroll Specialist	26	\$ 29.59	1	
	Accounting Manager	32	\$ 38.63	1	
	Sr. Customer Service Rep		\$ 25.11	1	
	Supervisory Senior Accountant	32	\$ 41.60	1	
	Tax Specialist	27	\$ 29.34	1	
	Utility/Harbor/Misc Billing Clerk		\$ 27.11	1	16
005 - Assessing					
	Appraisal Technician		\$ 27.71	1	
	Appraiser		\$ 31.74	1	
	Assessor	36	\$ 45.73	1	3
006 - Planning					
	Planner 1	28	\$ 31.69	1	
	Sustainability Coordinator	29	\$ 32.84	1	
	Planning & Community Development Dir.	37	\$ 50.49	1	
	Planning Manager	30	\$ 35.08	1	4

021 - Police

Administrative Assistant	25	\$ 28.26	1	
Animal Control Officer		\$ 21.74	1	
Dispatch & Records Clerk		\$ 22.49	1	
Dispatch & Records Clerk		\$ 22.49	1	
Dispatch & Records Clerk		\$ 24.83	1	
Dispatch & Records Clerk		\$ 23.05	1	
Dispatch & Records Clerk		\$ 23.05	1	
Dispatch & Records Clerk		\$ 22.49	1	
Dispatch & Records Supervisor		\$ 28.48	1	
Jail Officer		\$ 23.37	1	
Jail Officer		\$ 26.45	1	
Jail Officer		\$ 24.55	1	
Jail Officer		\$ 22.80	1	
Jail Officer II		\$ 31.43	1	
Lieutenant - Operations	34	\$ 60.10	1	
Lieutenant - Services	34	\$ 41.43	1	
Multi-Service Officer		\$ 25.42	1	
Code Enforcement Officer		\$ 25.42	1	
Multi-Services Officer		\$ 26.75	1	
Police Chief	38	\$ 84.13	1	
Police Officer		\$ 31.04	1	
Police Officer		\$ 36.95	1	
Police Officer		\$ 32.66	1	
Police Officer		\$ 31.87	1	
Police Officer		\$ 29.48	1	
Police Officer		\$ 36.95	1	
Police Officer		\$ 36.05	1	
Police Officer - Detective		\$ 31.87	1	
Police Officer - Detective		\$ 36.95	1	
Sergeant		\$ 41.93	1	
Sergeant		\$ 38.54	1	
Sergeant		\$ 40.09	1	
Sergeant		\$ 43.84	1	33

022 - Fire Protection

Assistant Fire Chief	33	\$ 40.88	1	
EMS/Fire Captain		\$ 44.51	1	
Fire Chief	37	\$ 55.69	1	
Fire Engineer		\$ 24.03	1	
Fire Engineer		\$ 27.48	1	
Fire Engineer		\$ 22.33	1	
Fire Engineer		\$ 24.87	1	
Fire Engineer		\$ 23.23	1	
Fire Engineer		\$ 22.29	1	
Office Assistant		\$ 19.53	1	
Senior Fire Engineer		\$ 41.72	1	11

031 - Public Works - Administration

Asst. Contract Coord./Office Mgr.	25	\$ 26.25	1	
Contract Manager	29	\$ 34.51	1	
Maint. & Operations Superintend	35	\$ 51.76	1	
Asset Manager	36	\$ 54.39	0.5	
Asset Management Analyst		\$ 31.53	1	
Public Works Director	41	\$ 69.39	1	5.5

032 - Engineering

Senior Engineer	36	\$ 45.73	1	
Municipal Engineer	39	\$ 62.94	1	
Project Manager	34	\$ 51.73	1	3

033 - Streets

Heavy Equipment Operator		\$ 30.55	1	
Maintenance Worker		\$ 25.97	1	
Maintenance Worker		\$ 25.97	1	
Streets Superintendent	32	\$ 36.78	1	
Senior Operator		\$ 36.57	1	5

034 - Recreation

Bldg & Grounds Maint Specialist		\$ 31.96	1	
Parks & Grounds Maintenance Specialist		\$ 26.37	1	
Parks & Grounds Maintenance Specialist		\$ 30.26	1	
Parks & Rec Coordinator	29	\$ 31.25	1	
Parks & Rec Specialist	25	\$ 23.21	1	5

035 - Building Department

Building Inspector		\$ 29.40	1	
Plan Reviewer		\$ 29.40	1	
Building Official	33	\$ 46.24	1	3

041 - Library

Acquisitions Librarian		\$ 28.94	1	
Adult Services Librarian		\$ 26.80	1	
Library Assistant		\$ 16.89	0.48	
Library Assistant		\$ 17.74	0.58	
Library Assistant		\$ 16.49	0.45	
Library Assistant		\$ 19.21	0.38	
Library Assistant		\$ 17.74	0.48	
Library Director	35	\$ 44.65	1	
Technical Services Librarian		\$ 34.30	1	
Youth Services Librarian		\$ 31.23	1	7.37

043 - Centennial Building

Cent. Building Attendant		\$ 19.30	1	
Cent. Building Attendant		\$ 19.30	1	
Cent. Building Attendant		\$ 19.78	1	
Cent. Building Manager	30	\$ 38.72	1	
Cent. Building Supervisor		\$ 29.29	1	5

200 - Electric

Meter Technician		\$ 54.37	1	
Contract Manager	29	\$ 34.51	1	
Electric Utility Director	44	\$ 82.35	1	
General Foreman		\$ 72.78	1	
Generation Facilities Mechanic		\$ 51.35	1	
Generation Facilities Mechanic		\$ 51.35	1	
Generation System Manager	40	\$ 66.09	1	
Line Crew Supervisor		\$ 69.62	1	
Line Worker		\$ 53.30	1	
Line Worker		\$ 53.30	1	
Line Worker		\$ 53.30	1	
Meter Reader		\$ 35.34	1	
Meter Technician		\$ 54.37	1	
Office Manager	25	\$ 26.25	1	
Operator		\$ 51.35	1	
Operator		\$ 51.35	1	
Operator		\$ 51.35	1	
Operator		\$ 51.35	1	
Project & Regulatory Engineer	36	\$ 48.05	1	
Relay Control Technician		\$ 54.37	1	
Relay Control Technician		\$ 54.37	1	
Relay Control Technician		\$ 54.37	1	
Senior Operator		\$ 54.37	1	
Sr. Gen Facilities Mechanic		\$ 55.00	1	
T&D System Manager	40	\$ 66.09	1	
Warehouse Person		\$ 49.31	1	26

210 - Water

Chief Water Facilities Operator		\$ 39.89	1	
Senior Water Facilities Operator		\$ 37.07	1	
Water Operator 1		\$ 31.85	1	3

220 - WWTP

W/WW Facilities Mech.		\$ 44.34	1	
Chief WW Facilities Operator		\$ 39.89	1	
Environmental Superintendent	39	\$ 64.52	1	
SMC WW Facilities Operator		\$ 34.44	1	
W/WW Facilities Electrician		\$ 54.07	1	
W/WW Facilities Electrician (4 month overlap)		\$ 54.07	1	
WW Facilities Operator 1		\$ 27.89	1	
WW Facilities Operator/Lab		\$ 34.18	1	
WW Facilities Operator/Maint.		\$ 32.80	1	9

230 - Solid Waste

Asst Landfill/Scrapyard Operator		\$ 22.51	1	
Asst Landfill/Scrapyard Operator		\$ 22.51	1	
Landfill/Scrapyard Hvy Operator		\$ 29.59	1	3

240 - Harbor

Assistant Harbormaster		\$ 26.98	1	
Assistant Harbormaster		\$ 21.35	1	
Assistant Harbormaster		\$ 23.34	1	
Deputy Harbormaster	27	\$ 31.60	1	
Harbor Maintenance Specialist		\$ 28.30	1	
Harbor Maintenance Supervisor		\$ 30.18	1	
Harbormaster	34	\$ 49.26	1	
Office Manager		\$ 25.11	1	
Office Manager		\$ 25.11	1	9

250-Airport

Airport Terminal Manager	27	\$ 26.60	1	1
--------------------------	----	----------	---	---

300 - MIS

Information Systems Director	36	\$ 54.39	1	
IT Specialist (Police)		\$ 34.61	1	
IT System Administrator	32	\$ 43.72	1	
System Support Technician		\$ 33.77	1	
Systems Analyst		\$ 37.52	1	5

310 - Central Garage

Chief Heavy Equipment Mechanic		\$ 34.41	1	
Heavy Equipment Mechanic		\$ 29.29	1	2

320 - Building Maintenance

Bldg. Grounds & Parks Supervisor	32	\$ 43.72	1	
Bldg. Maintenance Specialist		\$ 31.17	1	
Bldg. Maintenance Specialist		\$ 34.44	1	3

171.4



**City and Borough of Sitka  
Revenue and Appropriations Summary  
Fiscal Year 2023**

<u>Fund</u>	<u>Revenues</u>	<u>Operating Appropriations</u>	<u>Capital Appropriations</u>	<u>Net Change to Fund Balance</u>
General	\$ 37,545,485	\$ 31,494,141	\$ 5,670,911	\$ 380,433
Electric	\$ 20,561,447	\$ 25,619,486	\$ 3,593,630	\$ (8,651,669)
Water	\$ 3,364,830	\$ 3,441,980	\$ 171,000	\$ (248,150)
Wastewater	\$ 4,132,582	\$ 4,125,050	\$ 120,000	\$ (112,468)
Solidwaste	\$ 5,941,351	\$ 5,704,580	\$ -	\$ 236,771
Harbor	\$ 4,376,010	\$ 5,335,800	\$ 947,000	\$ (1,906,790)
Airport Terminal	\$ 767,386	\$ 1,069,476	\$ -	\$ (302,090)
Marine Service Center	\$ 291,785	\$ 270,873	\$ -	\$ 20,912
Gary Paxton Industrial Park	\$ 232,051	\$ 677,288	\$ 25,000	\$ (470,237)
Management Information Systems	\$ 1,599,310	\$ 2,094,153	\$ 30,000	\$ (524,843)
Central Garage	\$ 1,724,436	\$ 1,513,762	\$ 835,000	\$ (624,326)
Building Maintenance	\$ 825,539	\$ 1,279,735	\$ -	\$ (454,196)
Visitor Enhancement	\$ 570,000	\$ 531,200	\$ -	\$ 38,800
Combined Fund Totals	\$ 81,362,212	\$ 82,626,323	\$ 11,392,541	\$ (12,656,652)
<b>Total Revenue &amp; Appropriations</b>	<b>\$ 81,932,212</b>	<b>\$ 94,018,864</b>		

City and Borough of Sitka  
Undesignated Working Capital Summary (excluding capital project funds)

<u>Fund</u>	June 30, 2021	Budgeted/ Projected* June 30, 2022	Additions to (deletions from) budgeted FY2023	Projected June 30, 2023
General (unassigned fund balance)	\$ 7,893,419	\$ 12,343,290	\$ 380,433	\$ 12,723,723
Electric	\$ 9,483,710	\$ 8,426,273	\$ (748,417)	\$ 7,677,855
Water	\$ 3,251,648	\$ 4,034,962	\$ 1,144,101	\$ 5,179,063
Wastewater	\$ 5,942,741	\$ 5,961,857	\$ 771,081	\$ 6,732,937
Solid Waste	\$ (1,155,449)	\$ (1,876,392)	\$ 413,291	\$ (1,463,101)
Harbor	\$ 6,315,447	\$ 2,802,881	\$ (171,563)	\$ 2,631,318
Airport Terminal	\$ 326,253	\$ 254,525	\$ (130,729)	\$ 123,796
Marine Service Center	\$ 2,163,888	\$ 2,227,982	\$ 52,127	\$ 2,280,109
Gary Paxton Industrial Park	\$ 599,947	\$ 522,022	\$ (60,070)	\$ 461,952
Information Technology	\$ 500,670	\$ 298,687	\$ (258,673)	\$ 40,014
Central Garage	\$ 5,643,789	\$ 5,968,311	\$ 44,793	\$ 6,013,104
Building Maintenance	\$ 1,208,892	\$ 701,955	\$ (453,315)	\$ 248,640
<b>Combined fund totals</b>	<b>\$ 42,174,955</b>	<b>\$ 41,666,352</b>	<b>\$ 983,059</b>	<b>\$ 42,649,411</b>

*\*General Fund only*

**City and Borough of Sitka  
Fixed Asset Schedule  
FY2023**

**General Fund**

Printer - Public Works	\$7,000.00
Repairs to Rock'n Raft at Crescent Playground	\$20,000.00
Printer - Library Staff	\$7,000.00
Printer/Copier/Multifunction Machine for Library Public Use	\$17,000.00
Building and Grounds Large Stock/Storage Tent - PW	\$18,000.00
	<u>\$69,000.00</u>

**Water Fund**

W/WW Muller Hydrant Wrench	\$21,000.00
	<u>\$21,000.00</u>

**Informational Technology Systems**

Data Center Backplane Switch	\$30,000.00
	<u>\$30,000.00</u>

**Central Garage Fund**

5 Yard Dump Truck - Street (Replaces #413)	\$275,000.00
Loader Backhoe 580SN - Electric (Replaces #325)	\$160,000.00
Road Grader - Streets (Replaces #247)	\$400,000.00
	<u>\$835,000.00</u>

**TOTAL FIXED ASSETS**

\$955,000.00

**City and Borough of Sitka  
Travel and Training Budget  
General Fund  
FY2023**

**Assembly/Administrator**

AML Summer Conf Sitka, Admin,	\$525.00
AML Winter Conf Juneau, Admin,	\$4,551.00
AML/NEO Conf Anc, Admin, Mayor, 2	\$11,500.00
Congressional Lobby, Admin, Mayor, P&G Relations	\$11,400.00
Gov Relations & Lobbying Cert from Public Affairs Council	\$4,000.00
ICMA National managers Conf	\$3,000.00
ICMA Online Training	\$1,500.00
SE Conf Annual Mtg KTN, Admin,	\$6,900.00
SE Conf Mid-Session Summit JNU,	\$4,041.00
State Lobby JNU, Admin, Mayor, P&G	\$3,600.00
	\$51,017.00

**HR**

SHRM Annual	\$5,400.00
HRCI	\$2,500.00
Training for CBS Employees Webinars	\$5,000.00
	\$12,900.00

**Legal**

Alaska Bar Convention	\$1,500.00
AMAA Conference- Attorney and Legal Assistant Travel	\$2,500.00
ILMA Conference- Attorney Travel	\$2,400.00
	\$6,400.00

**Clerk**

AAMC Annual Conference - Anchorage (Clerk and Deputy)	\$3,350.00
IIMC Conference (Clerk or Deputy)	\$4,000.00
NW Clerks Institute Professional	\$1,500.00
Parliamentary Training (Clerk)	\$100.00
Records Management Conference	\$1,525.00
	\$10,475.00

**Finance**

Accounting Training	\$2,500.00
AGFOA/AML Anchorage	\$2,400.00
Federal Grant Training	\$2,250.00
GFOA Training	\$7,000.00
Procurement/Contract Training	\$2,500.00
Tyler Connect (Training on ERP)	\$4,000.00
	\$20,650.00

**City and Borough of Sitka  
Travel and Training Budget  
General Fund**

**Assessing**

Training & Travel	\$4,750.00
	\$4,750.00

**Planning**

American Planning Association	\$4,000.00
Conference - Alaska Chapter	\$4,000.00
Graduate program assistance	\$500.00
Virtual GIS & Historic Preservation	\$500.00
Training Opportunities	\$500.00
	\$8,500.00

**Police**

Administrative Travel	\$4,000.00
Academy Tuition	\$14,000.00
Officer Training	\$27,001.00
Dispatch Training	\$7,000.00
MSO Training	\$2,450.00
ACO Training	\$1,800.00
Jail Academy	\$6,810.00
	\$63,061.00

**Fire**

Alaska State Firefighters Assn Conf	\$6,000.00
Arson Assn Conf	\$3,000.00
Confined Space Training	\$2,500.00
Dive Training	\$3,000.00
Fire Marshal ICC certs	\$7,000.00
Firefighter I Training	\$5,000.00
Firefighter II Training	\$2,500.00
Hazmat Technician Class	\$3,000.00
Hazmat Training	\$2,500.00
Methods of Instruction	\$5,000.00
Rope Rescue	\$5,000.00
	\$44,500.00

**Ambulance**

EMS Conferences	\$3,000.00
EMT Transition Training	\$5,500.00
Local CME Classes	\$2,000.00
Paramedic Refresher	\$4,000.00
Physician Training	\$5,000.00
Recertifications	\$3,500.00
Training Materials	\$3,000.00
Wilderness EMT	\$5,000.00
	\$31,000.00

**City and Borough of Sitka  
Travel and Training Budget  
General Fund**

**SAR**

Anchorage MRA Accreditation	\$2,000.00
CPR, WFR and EMT Training	\$1,000.00
K-9 Training	\$3,500.00
Rigging for Rescue Class	\$7,500.00
SAR Training	\$2,000.00
	<u>\$16,000.00</u>

**Public Works-Administration**

Asset Manager	\$1,000.00
Contract Manager	\$1,000.00
M&O Superintendent	\$1,000.00
Public Works Director	\$1,000.00
	<u>\$4,000.00</u>

**Engineering**

Engineering CEU	\$1,500.00
Kelli Cropper CMAR Seminar	\$750.00
	<u>\$2,250.00</u>

**Streets**

Training and Travel	\$2,200.00
	<u>\$2,200.00</u>

**Recreation**

Master Garden Cert	\$1,730.00
Training and Certification	\$412.00
	<u>\$2,142.00</u>

**Building Official**

Training and Travel	\$14,000.00
	<u>\$14,000.00</u>

**Library**

Training and Travel	\$5,100.00
	<u>\$5,100.00</u>

**TOTAL GENERAL FUND TRAVEL AND TRAINING**

**\$298,945.00**

**City and Borough of Sitka  
Travel and Training Budget  
Enterprise & Internal Service Fund**

**Electric Fund**

Distribution Engineering & Planning	\$2,000.00
Distribution Overcurrent Protection	\$2,000.00
Educational Webinars	\$2,500.00
FERC & NHA Regional Hydro Conference	\$4,000.00
Lobbying & Government Relations	\$1,000.00
NWPPA ETF & ENO	\$4,000.00
NWPPA Utility Cost of Service	\$2,000.00
NWPPA Utility System Operations	\$6,000.00
PE Required CEU's	\$2,000.00
Professional Development	\$2,000.00
SE Conference - Annual Meeting	\$2,000.00
State & Regional Utility Conference	\$5,000.00
NWPPA Materials Management	\$2,000.00
Safety Training	\$3,000.00
Safety Training	\$4,000.00
Visual Emissions Evaluation Certificate	\$2,000.00
Mobile Crane Certification	\$5,000.00
Metering Class	\$3,000.00
	<u>\$53,500.00</u>

**Water Fund**

Water Distribution Continuing Education	\$3,500.00
Water Treatment Continuing Education	\$5,000.00
	<u>\$8,500.00</u>

**Wastewater Fund**

Wastewater Collection Operator Continuing Education, Training	\$9,000.00
Wastewater Treatment Operator Continuing Education	\$3,000.00
	<u>\$12,000.00</u>

**Solid Waste Fund**

SWANA Training/Certification	\$2,000.00
Asbestos Training	\$10,000.00
Training - Scrapyard	\$2,000.00
	<u>\$14,000.00</u>

**Harbor Fund**

AK Harbormaster Conference	\$2,500.00
Legislatvie Fly In, AK Harbormaster Board Meeting	\$1,500.00
Port Security Training (CPET)	\$3,000.00
	<u>\$7,000.00</u>

**City and Borough of Sitka  
Travel and Training Budget  
Enterprise & Internal Service Fund**

**Management Information Systems**

IT Training	\$7,500.00
Tyler Connect Conference	<u>\$5,000.00</u>
	<u>\$12,500.00</u>

**Central Garage Fund**

Training	<u>\$2,000.00</u>
	<u>\$2,000.00</u>

**Building Maintenance Fund**

HVAC Training	\$11,500.00
Locksmith Training	\$3,000.00
Misc Training Certifications	<u>\$1,100.00</u>
	<u>\$15,600.00</u>

**TOTAL ENTERPRISE & INTERNAL SERVICE FUND  
TRAVEL AND TRAINING**

**\$125,100.00**



CITY AND BOROUGH OF SITKA

PROJECTS	Year	Deferred	FY24	FY25	FY26	FY27	FY28	LONG RANGE	GRANT	LOAN	CAPITAL	TOTAL
<b>GENERAL FUND</b>												
<b>Streets &amp; Roads</b>												
<i>Streets with Curb, Gutter &amp; Sidewalk (scheduled for replacement under current funding levels)</i>												
Etolin Street Paving	2012	253,000	-	-	-	-	-	-	-	-	253,000	253,000
Observatory Street Paving	2021	192,500	-	-	-	-	-	-	-	-	192,500	192,500
Katlian Avenue Paving (HPR to Olga)	2021	1,650,000	-	-	-	-	-	-	-	-	1,650,000	1,650,000
Lincoln Street Paving (Harbor Way to Harbor Drive)	2021	1,000,000	-	-	-	-	-	-	-	-	1,000,000	1,000,000
Lincoln Street Paving (Jeff Davis to Harbor Way)	2023	4,000,000	-	-	-	-	-	-	-	-	4,000,000	4,000,000
Brady Hospital Sidewalk Repaving	2022	90,000	-	-	-	-	-	-	-	-	90,000	90,000
Brady Street Paving (Gavan to End)	2022	49,000	-	-	-	-	-	-	-	-	49,000	49,000
Brady & Gavan Utility & Street Improvements (additional project funding)	2022	21,000	-	-	-	-	-	-	-	-	21,000	21,000
Cascade Creek Road Paving	2022	90,700	-	-	-	-	-	-	-	-	90,700	90,700
Cascade Street Paving	2023	1,187,500	-	-	-	-	-	-	-	-	1,187,500	1,187,500
Lake Street & Hirst Utility & Paving (additional project funding)	2022	9,130	-	-	-	-	-	-	-	-	9,130	9,130
Oja Street Paving	2022	202,400	-	-	-	-	-	-	-	-	202,400	202,400
Seward Street Paving (Marine to Observatory)	2022	341,550	-	-	-	-	-	-	-	-	341,550	341,550
American Street Paving	2023	238,700	-	-	-	-	-	-	-	-	238,700	238,700
Barracks Street Paving	2023	138,600	-	-	-	-	-	-	-	-	138,600	138,600
Kostromentinnoff Street Paving	2023	166,100	-	-	-	-	-	-	-	-	166,100	166,100
Lake Street Paving (Arrowhead to Verstovia)	2023	2,084,500	-	-	-	-	-	-	-	-	2,084,500	2,084,500
Monastery Street Paving (Pherson to Verstovia)	2023	301,400	-	-	-	-	-	-	-	-	301,400	301,400
Seward Street Paving (Observatory to Cathedral Way)	2023	223,300	-	-	-	-	-	-	-	-	223,300	223,300
Marine Street Paving- Phase 1 (New Archangel to Erler)	2025	-	-	880,000.00	-	-	-	-	-	-	880,000	880,000
Maksoutoff Street (Harbor to Lincoln)	2025	-	-	220,000.00	-	-	-	-	-	-	220,000	220,000
Katlian Avenue Paving (Olga to Lincoln)	2026	-	-	-	6,710,000	-	-	-	-	-	6,710,000	6,710,000
Peterson Street - (HPR to Lake)	2026	-	-	-	2,200,000	-	-	-	-	-	2,200,000	2,200,000
Lake Street (Arrowhead to Kinhead)	2027	-	-	-	-	155,331	-	-	-	-	155,331	155,331
Long Range (Streets with Curb, Gutter & Sidewalk)	2027-2041	-	-	-	-	-	-	19,800,000	-	-	19,800,000	19,800,000
<b>Streets &amp; Roads Subtotal (Streets with Curb, Gutter &amp; Sidewalk)</b>		<b>12,239,380</b>		<b>1,100,000</b>	<b>8,910,000</b>	<b>155,331</b>		<b>19,800,000</b>			<b>42,204,711</b>	<b>42,204,711</b>
<i>Streets without Curb, Gutter &amp; Sidewalk (NOT scheduled for replacement under current funding levels)</i>												
Barlow Street Paving	2020	77,000	-	-	-	-	-	-	-	-	77,000	77,000
Finn Alley Paving	2015	99,000	-	-	-	-	-	-	-	-	99,000	99,000
Jarvis Street Paving (Public Service Complex to Beardslee)	2020	231,000	-	-	-	-	-	-	-	-	231,000	231,000
Lakeview Drive Paving	2019	429,000	-	-	-	-	-	-	-	-	429,000	429,000
Lance Drive Paving	2020	561,000	-	-	-	-	-	-	-	-	561,000	561,000
Monastery Street Paving (DeGroff to First)	2019	440,000	-	-	-	-	-	-	-	-	440,000	440,000
Mills Street Paving	2021	221,100	-	-	-	-	-	-	-	-	221,100	221,100
New Archangel Paving (Marine to Andrews)	2017	253,000	-	-	-	-	-	-	-	-	253,000	253,000
Wachusett Street Paving	2017	198,000	-	-	-	-	-	-	-	-	198,000	198,000
Arrowhead Street Paving	2022	23,980	-	-	-	-	-	-	-	-	23,980	23,980
Mikele Street Paving	2022	40,150	-	-	-	-	-	-	-	-	40,150	40,150
Anna Drive Paving	2023	122,100	-	-	-	-	-	-	-	-	122,100	122,100
Baranof Street Paving	2023	55,000	-	-	-	-	-	-	-	-	55,000	55,000
Crabapple Drive Paving	2023	101,200	-	-	-	-	-	-	-	-	101,200	101,200
Kimsham Street Paving	2023	739,200	-	-	-	-	-	-	-	-	739,200	739,200
Metlakatla Street Paving	2023	126,500	-	-	-	-	-	-	-	-	126,500	126,500
Nicole Drive Paving (Somers to Patterson)	2023	40,700	-	-	-	-	-	-	-	-	40,700	40,700
O'Cain Street Paving	2023	75,350	-	-	-	-	-	-	-	-	75,350	75,350
Osprey Street Paving (Andrews to O'Cain)	2023	27,500	-	-	-	-	-	-	-	-	27,500	27,500
Osprey Street Paving (Marine to Andrews, O'Cain to O'Cain)	2023	129,800	-	-	-	-	-	-	-	-	129,800	129,800
Patterson Way Paving (Nicole to Kinkroft)	2023	125,400	-	-	-	-	-	-	-	-	125,400	125,400
Pherson Street Paving (Monastery to Austin)	2023	222,200	-	-	-	-	-	-	-	-	222,200	222,200
Princess Way Paving	2023	31,900	-	-	-	-	-	-	-	-	31,900	31,900
Sand Dollar Drive Paving	2023	112,750	-	-	-	-	-	-	-	-	112,750	112,750
Shotgun Alley Paving	2023	232,100	-	-	-	-	-	-	-	-	232,100	232,100
Shuler Drive Paving	2023	92,400	-	-	-	-	-	-	-	-	92,400	92,400
Valhala Way Paving	2023	92,400	-	-	-	-	-	-	-	-	92,400	92,400
A Street Paving	2024	-	96,800	-	-	-	-	-	-	-	96,800	96,800
Anná Circle Paving	2024	-	93,500	-	-	-	-	-	-	-	93,500	93,500
Andrews Street Paving	2024	-	145,750	-	-	-	-	-	-	-	145,750	145,750
Austin Street Paving	2024	-	78,650	-	-	-	-	-	-	-	78,650	78,650
Barker Street Paving	2024	-	62,700	-	-	-	-	-	-	-	62,700	62,700
Charles Street Paving	2024	-	95,700	-	-	-	-	-	-	-	95,700	95,700
Erler Street Paving	2024	-	60,500	-	-	-	-	-	-	-	60,500	60,500
Highland Street Paving	2024	-	76,450	-	-	-	-	-	-	-	76,450	76,450
Kinhead Street Paving	2024	-	48,950	-	-	-	-	-	-	-	48,950	48,950
Merrill Street Paving	2024	-	123,200	-	-	-	-	-	-	-	123,200	123,200
Moller Avenue Paving	2024	-	79,750	-	-	-	-	-	-	-	79,750	79,750
Moller Drive Paving	2024	-	92,400	-	-	-	-	-	-	-	92,400	92,400
Race Street Paving	2024	-	36,300	-	-	-	-	-	-	-	36,300	36,300
Rands Drive Paving	2024	-	81,950	-	-	-	-	-	-	-	81,950	81,950
Rigling Way Paving	2024	-	20,460	-	-	-	-	-	-	-	20,460	20,460
Ross Street Paving (Barker to End)	2024	-	51,150	-	-	-	-	-	-	-	51,150	51,150
Somers Drive Paving	2024	-	112,750	-	-	-	-	-	-	-	112,750	112,750
Tlingit Way Paving	2024	-	93,500	-	-	-	-	-	-	-	93,500	93,500
Viking Way Paving	2024	-	92,400	-	-	-	-	-	-	-	92,400	92,400
Wolff Drive Paving	2024	-	398,200	-	-	-	-	-	-	-	398,200	398,200
Charteris Street Paving	2025	-	-	181,500	-	-	-	-	-	-	181,500	181,500
Darrin Drive Paving	2025	-	-	211,750	-	-	-	-	-	-	211,750	211,750
Knutson Drive Paving	2025	-	-	322,300	-	-	-	-	-	-	322,300	322,300
Price Street Paving	2025	-	-	101,200	-	-	-	-	-	-	101,200	101,200

CITY AND BOROUGH OF SITKA

PROJECTS	Year	Deferred	FY24	FY25	FY26	FY27	FY28	LONG RANGE	GRANT	LOAN	CAPITAL	TOTAL
Sirstad Street Paving	2025	-	-	284,900	-	-	-	-	-	-	284,900	284,900
Davidoff Street Paving	2026	-	-	-	209,000	-	-	-	-	-	209,000	209,000
Hemlock Street Paving	2026	-	-	-	198,000	-	-	-	-	-	198,000	198,000
Jamestown Drive Paving	2026	-	-	-	214,500	-	-	-	-	-	214,500	214,500
Kaagwaantaan Street	2026	-	-	-	451,000	-	-	-	-	-	451,000	451,000
Wortman Loop (Charteris to Edgcombe Drive)	2027	-	-	-	-	307,395	-	-	-	-	307,395	307,395
Long Range Roads (No Curb, Gutter & Sidewalk)	2027-2041	-	-	-	-	-	-	20,900,000	-	-	20,900,000	20,900,000
<b>Streets &amp; Roads Subtotal (Streets without Curb, Gutter &amp; Sidewalk)</b>		<b>4,899,730</b>	<b>1,941,060</b>	<b>1,101,650</b>	<b>1,072,500</b>	<b>307,395</b>	-	<b>20,900,000</b>	-	-	<b>30,222,335</b>	<b>30,222,335</b>
<b>STREETS &amp; ROADS SUBTOTAL</b>		<b>17,139,110</b>	<b>1,941,060</b>	<b>2,201,650</b>	<b>9,982,500</b>	<b>462,726</b>	-	<b>40,700,000</b>	-	-	<b>72,427,046</b>	<b>72,427,046</b>
<b>Parking Lots</b>												
Upper Moller Parking Lot Paving	2020	650,000	-	-	-	-	-	-	-	-	650,000	650,000
City Hall Parking Lot Paving	2022	209,000	-	-	-	-	-	-	-	-	209,000	209,000
City/State Parking Lot Paving	2022	550,000	-	-	-	-	-	-	-	-	550,000	550,000
Long Range Parking Lots	2027-2041	-	-	-	-	-	-	1,431,100	-	-	1,431,100	1,431,100
<b>PARKING LOTS SUBTOTAL</b>		<b>1,409,000</b>	-	-	-	-	-	<b>1,431,100</b>	-	-	<b>2,840,100</b>	<b>2,840,100</b>
<b>Parks and Recreational Facilities</b>												
Discus and Shot Put Area Improvements	2021	11,000	-	-	-	-	-	-	-	-	11,000	11,000
Ball Field Scoreboard Replacement (7 total, 2 per year)	2021-2025	66,000	-	11,000	-	-	-	-	-	-	77,000	77,000
Long Range Parks & Rec	2027-2041	-	-	-	-	-	-	3,984,750	-	-	3,984,750	3,984,750
<b>PARKS &amp; RECREATION SUBTOTAL</b>		<b>77,000</b>	-	<b>11,000</b>	-	-	-	<b>3,984,750</b>	-	-	<b>4,072,750</b>	<b>4,072,750</b>
<b>Building Maintenance</b>												
Animal Shelter (Building Maintenance Needs)	1993-2041	239,690	57,000	-	-	30,000	-	185,900	-	-	512,590	512,590
Crescent Harbor Restrooms	2021	350,000	-	-	-	-	-	-	-	-	350,000	350,000
City Hall (Building Maintenance Needs)	2013-2041	673,182	186,000	445,000	-	-	-	1,271,600	-	-	2,575,782	2,575,782
City-State Building - Police Dept. HVAC System Upgrades	2021	570,000	-	-	-	-	-	-	-	-	570,000	570,000
City-State Building (Building Maintenance Needs)	1984-2041	1,910,200	-	-	129,500	-	-	301,000	-	-	2,340,700	2,340,700
Fire Hall - Retaining Wall Stabilization	2021	16,500	-	-	-	-	-	-	-	-	16,500	16,500
Fire Hall (Building Maintenance Needs)	2015-2041	396,000	253,000	-	-	-	-	1,017,000	-	-	1,666,000	1,666,000
Harrigan Centennial Hall (Building Maintenance Needs)	2023-2041	29,700	-	51,700	-	158,400	-	3,572,000	-	-	3,811,800	3,811,800
Library (Building Maintenance Needs)	2026	-	-	-	-	21,000	-	1,044,000	-	-	1,065,000	1,065,000
Senior Center (Building Maintenance Needs)	2027-2041	503,500	-	21,000	62,000	-	-	172,000	-	-	758,500	758,500
<b>BUILDING MAINTENANCE SUBTOTAL</b>		<b>4,338,772</b>	<b>496,000</b>	<b>517,700</b>	<b>191,500</b>	<b>209,400</b>	-	<b>7,563,500</b>	-	-	<b>13,316,872</b>	<b>13,316,872</b>
<b>GENERAL FUND TOTAL</b>		<b>22,963,882</b>	<b>2,437,060</b>	<b>2,730,350</b>	<b>10,174,000</b>	<b>672,126</b>	-	<b>53,679,350</b>	-	-	<b>92,656,768</b>	<b>92,656,768</b>
<b>PUBLIC SERVICE CENTER - MAINTENANCE BUILDINGS</b>												
Public Service Center 105, 109, 113 Jarvis St (Building Maintenance Needs)	2019-2041	275,000	-	205,500	-	-	-	400,500	-	-	881,000	881,000
Public Service Center 131 Jarvis St (Building Maintenance Needs)	2009-2041	36,000	-	141,000	-	-	-	158,000	-	-	335,000	335,000
Public Service Center Pole Barn (Building Maintenance Needs)	2018-2041	26,500	-	50,000	-	-	-	140,000	-	-	216,500	216,500
<b>Public Service Center Subtotal</b>		<b>337,500</b>	-	<b>396,500</b>	-	-	-	<b>698,500</b>	-	-	<b>1,432,500</b>	<b>1,432,500</b>
<b>ENTERPRISE FUNDS</b>												
<b>ELECTRIC FUND (through 2029)</b>												
SCADA System Enhancements	2023-2029	-	330,000.00	200,000.00	-	80,000.00	-	360,000.00	410,000	-	560,000	970,000
Meter Replacement	2023-2029	-	175,000.00	235,000.00	175,000.00	150,000.00	175,000.00	1,375,000	-	-	2,285,000	2,285,000
Blue Lake upgrades	2023-2029	155,000.00	1,810,000.00	2,710,000.00	-	55,000.00	10,000	355,000	2,560,000	-	2,535,000	5,095,000
Green Lake upgrades	2023-2029	-	375,000.00	-	-	-	-	-	-	-	375,000	375,000
Green Lake Phase 2/3	2023-2024	-	7,000,000.00	-	-	-	-	-	5,500,000	1,500,000	-	7,000,000
Regulatory/FERC	2023-2029	140,000.00	430,000.00	400,000.00	436,000.00	518,000.00	470,000.00	1,200,000.00	-	-	3,594,000	3,594,000
Future Initiatives	2023-2029	-	50,000.00	100,000.00	-	-	10,000,000.00	-	10,000,000	-	150,000	10,150,000
Diesel Generation upgrades	2023-2029	450,000.00	1,750,000.00	1,500,000.00	-	-	-	-	-	-	3,700,000	3,700,000
Transmission and Distribution (Feeder Improvements)	2023-2029	-	585,000.00	410,000	480,000.00	160,000.00	50,000.00	240,000.00	-	-	1,925,000	1,925,000
Substation upgrades	2023-2029	-	1,500,000.00	-	-	-	-	-	-	-	1,500,000	1,500,000
Grid Expansion	2023-2029	75,000	4,000,000	7,000,000	-	-	-	-	11,000,000	-	75,000	11,075,000
<b>ELECTRIC FUND TOTALS</b>		<b>820,000</b>	<b>18,005,000</b>	<b>12,555,000</b>	<b>1,091,000</b>	<b>963,000</b>	<b>10,705,000</b>	<b>3,530,000</b>	<b>29,470,000</b>	<b>1,500,000</b>	<b>16,699,000</b>	<b>47,669,000</b>

CITY AND BOROUGH OF SITKA

PROJECTS	Year	Deferred	FY24	FY25	FY26	FY27	FY28	LONG RANGE	GRANT	LOAN	CAPITAL	TOTAL
<b>WATER FUND</b>												
Water Main Replacement	2023-2041	200,000	225,000	250,000	275,000	300,000	325,000	7,240,000	-	6,690,000	2,125,000	8,815,000
Hillside Booster Station Communications and VFDs	2024	-	400,000.00	-	-	-	-	-	-	-	400,000	400,000
Distribution System Water Meter Installation	-	-	-	250,000.00	-	-	-	-	-	-	250,000	250,000
Japonski Water Main Replacement (O'Connell Crossing)	2029	-	-	-	-	-	-	2,000,000	-	1,250,000	750,000	2,000,000
DOT Japonski Water Main Replacement (Lifesaver Dr to USCG Air Station Sitka)	2030	-	-	-	-	-	-	3,000,000	3,000,000	-	-	3,000,000
Wortman Booster Station Replacement	2031	-	-	-	-	500,000.00	-	-	-	-	500,000	500,000
Transmission Main Replacement (Segments)	2038-2041	-	-	-	-	-	-	8,000,000	-	8,000,000	-	8,000,000
Corrosion Control (Building Maintenance)	2011-2041	37,900	-	20,000	-	-	-	359,200	-	-	417,100	417,100
UV Disinfection Plant (Building Maintenance)	2027-2041	-	-	-	5,000	-	-	277,700	-	-	287,200	287,200
<b>WATER FUND TOTALS</b>		<b>237,900</b>	<b>625,000</b>	<b>520,000</b>	<b>280,000</b>	<b>800,000</b>	<b>329,500</b>	<b>20,876,900</b>	<b>3,000,000</b>	<b>15,940,000</b>	<b>4,729,300</b>	<b>23,669,300</b>
<b>WASTEWATER FUND</b>												
Lincoln Street Lift Station Rehabilitation	2024-25	-	2,000,000	-	-	-	-	-	-	1,975,000	25,000	2,000,000
WWTP DorrClone Clarifier Replacement (STCIP#31)	2026	-	-	-	-	-	100,000	-	-	25,000	75,000	100,000
Effluent Disinfection System	2029-30	-	300,000.00	1,700,000.00	-	-	-	-	350,000	1,600,000	50,000	2,000,000
Indian River Lift Station Rehabilitation	2026-27	-	-	-	150,000.00	600,000	-	-	-	675,000	75,000	750,000
Grit Collection System	2026	-	-	-	340,000.00	-	-	-	-	225,000	115,000	340,000
Wastewater Outfall Condition Assessment	2028	-	-	-	-	-	-	200,000	-	-	200,000	200,000
Scum Collector Replacement	2028	-	-	-	150,000.00	-	-	85,000	-	110,000	125,000	235,000
WWTP Belt Filter Press Replacement	2028	-	-	-	-	-	-	800,000.00	-	-	-	800,000
Castle Hill Lift Station Rehabilitation	2028-29	-	-	-	-	-	150,000.00	700,000	-	775,000	75,000	850,000
Old Sitka Rocks Lift Station Rehabilitation	2030-31	-	-	-	-	-	-	800,000	-	775,000	25,000	800,000
Granite Creek Lift Station Rehabilitation	2032-33	-	-	-	-	-	-	850,000	-	825,000	25,000	850,000
Replace Generators - Lift Stations	2039-40	-	-	-	-	-	-	250,000	-	250,000	-	250,000
Japonski Sewer Force Main Replacement	2038	-	-	-	-	-	-	10,000,000.00	-	10,000,000	-	10,000,000
Sewer Main Replacement	2024-2039	-	375,000	400,000	400,000	425,000	450,000	6,850,000	-	8,900,000	-	8,900,000
Wastewater Treatment Plant (Building Maintenance)	1999-2041	-	-	60,000	-	-	-	435,500	-	-	495,500	495,500
Wastewater Treatment Plant - Clarifier (Building Maintenance - New Roof)	2027-2041	-	-	-	-	-	-	217,750	-	-	217,750	217,750
Wastewater Treatment Utilidor Tanks & Storage Corridor (Building Maintenance)	2004-2041	3,400	-	5,500	-	-	-	-	-	-	8,900	8,900
<b>WASTEWATER FUND TOTALS</b>		<b>3,400</b>	<b>2,675,000</b>	<b>2,165,500</b>	<b>1,040,000</b>	<b>1,125,000</b>	<b>11,400,000</b>	<b>10,388,250</b>	<b>350,000</b>	<b>26,935,000</b>	<b>1,512,150</b>	<b>28,797,150</b>
<b>SOLID WASTE FUND</b>												
Shear Baler	2023	-	850,000	-	-	-	-	-	-	-	850,000	850,000
Transfer Station Electrical	2023	25,000	-	-	-	-	-	-	-	-	50,000	50,000
Transfer Station Exterior Wall	2024	-	200,000	-	-	-	-	-	-	-	200,000	200,000
Transfer Station Roof	2024	-	200,000	-	-	-	-	-	-	-	200,000	200,000
Recycling Concrete Building Electrical	2029	-	-	-	-	-	-	2,500	-	-	2,500	2,500
Recycling Concrete Building Emergency Egress	2029	-	-	-	-	-	-	2,500	-	-	2,500	2,500
Recycling Concrete Building Lighting	2029	-	-	-	-	-	-	2,500	-	-	2,500	2,500
Recycling Concrete Building Roof	2029	-	-	-	-	-	-	100,000	-	-	100,000	100,000
Recycling Fuel Oil Separator	2034	-	-	-	-	-	-	100,000	-	-	100,000	100,000
Recycling Office Trailer	2034	-	-	-	-	-	-	200,000	-	-	200,000	200,000
Recycling Scale Shed	2034	-	-	-	-	-	-	6,000	-	-	6,000	6,000
Recycling Steel Storage Building	2049	-	-	-	-	-	-	250,000	-	-	250,000	250,000
Transfer Station Steel Structure	2049	-	-	-	-	-	-	600,000	-	-	600,000	600,000
<b>SOLID WASTE FUND TOTALS</b>		<b>25,000</b>	<b>1,275,000</b>	<b>-</b>	<b>-</b>	<b>-</b>	<b>-</b>	<b>1,263,500</b>	<b>-</b>	<b>-</b>	<b>2,563,500</b>	<b>2,563,500</b>
<b>HARBOR FUND</b>												
MSC Rip Rap	2022	550,000	-	-	-	-	-	-	-	-	550,000	550,000
Fisherman's Work Float	2024	2,980,811	-	-	-	-	-	-	-	-	1,829,792	2,980,811
Crescent Harbor Phase II Concrete Floats	2024	-	6,202,534	-	-	-	-	-	2,395,065	-	3,807,469	6,202,534
Fish Cleaning Float	2024	-	347,600	-	-	-	-	-	230,280	-	117,320	347,600
Sealing Cove Repairs	2024	-	283,250	-	-	-	-	-	-	-	283,250	283,250
Thompson Harbor Restroom Demolition	2026	-	-	-	33,000	-	-	-	-	-	33,000	33,000
Thompson Harbor Upland Access and Parking	2026	-	-	-	774,292	-	-	-	-	-	774,292	774,292
Sealing Cove Harbor	2027	-	-	-	-	13,325,560	-	-	5,000,000	-	8,325,560	13,325,560
Sealing Cove Upland Access and Parking	2027	-	-	-	-	899,546	-	-	-	-	899,546	899,546
Sealing Cove Boat Launch & Upland Access	2028	-	-	-	-	-	318,826	-	-	-	318,826	318,826
Crescent Harbor - Lincoln Street Lots	2029	-	-	-	-	-	-	307,440	-	-	307,440	307,440
ANB Harbor Upland Access and Parking	2030	-	-	-	-	-	-	598,942	-	-	598,942	598,942
Crescent Harbor Boat Launch Ramp	2030	-	-	-	-	-	-	410,352	271,636	-	138,716	410,352
Eliason Harbor Upland Access and Parking	2030	-	-	-	-	-	-	1,197,437	-	-	1,197,437	1,197,437
Sealing Cove Harbor Boat Launch Ramp	2030	-	-	-	-	-	-	1,198,780	793,543	-	405,237	1,198,780
Crescent Harbor Lightering Float Replacement	2030	-	-	-	-	-	-	2,530,000	-	-	2,530,000	2,530,000
Fisherman's Work Float Upland Parking	2031	-	-	-	-	-	-	272,492	-	-	272,492	272,492
Eliason Harbor Phase 1	2032	-	-	-	-	-	-	12,922,548	4,989,951	-	7,932,597	12,922,548
Eliason Harbor Restroom Replacement	2032	-	-	-	-	-	-	378,077	-	-	378,077	378,077
Demolish Boat Grid	2033	-	-	-	-	-	-	220,000	-	-	220,000	220,000
Eliason Harbor Phase 2	2033	-	-	-	-	-	-	6,461,274	-	-	6,461,274	6,461,274
Eliason Harbor Phase 3	2034	-	-	-	-	-	-	6,461,274	-	-	6,461,274	6,461,274
Eliason Harbor Phase 4	2035	-	-	-	-	-	-	6,461,274	-	-	6,461,274	6,461,274
ANB Harbor Restroom Demolition	2037	-	-	-	-	-	-	33,000	-	-	33,000	33,000
Crescent Harbor High Load Dock & Net Shed	2037	-	-	-	-	-	-	6,185,392	-	-	6,185,392	6,185,392
Sealing Cove Restroom Demolition	2038	-	-	-	-	-	-	33,000	-	-	33,000	33,000
Crescent Harbor Upland Access and Parking	2043	-	-	-	-	-	-	1,547,079	-	-	1,547,079	1,547,079

CITY AND BOROUGH OF SITKA

PROJECTS	Year	Deferred	FY24	FY25	FY26	FY27	FY28	LONG RANGE	GRANT	LOAN	CAPITAL	TOTAL	
Harbor System Office	2044	-	-	-	-	-	-	461,659	-	-	461,659	461,659	
Thompson Harbor	2047	-	-	-	-	-	-	11,104,091	4,287,867	-	6,816,224	11,104,091	
ANB Harbor	2054	-	-	-	-	-	-	8,858,840	3,420,779	-	5,438,061	8,858,840	
Sitka Transient Dock	2056	-	-	-	-	-	-	7,212,874	2,785,200	-	4,427,674	7,212,874	
<b>HARBOR FUND TOTALS</b>			<b>3,530,811</b>	<b>6,833,384</b>	-	<b>807,292</b>	<b>14,225,105</b>	<b>318,826</b>	<b>74,855,823</b>	<b>25,325,340</b>	<b>75,245,901</b>	<b>100,571,241</b>	
<b>AIRPORT FUND</b>													
Building/Facility Maintenance Needs	1984-2041	1,013,100	169,400	11,000	-	429,000	-	5,003,350	-	-	6,625,850	6,625,850	
<b>AIRPORT FUND TOTALS</b>		<b>1,013,100</b>	<b>169,400</b>	<b>11,000</b>	-	<b>429,000</b>	-	<b>5,003,350</b>	-	-	<b>6,625,850</b>	<b>6,625,850</b>	
<b>MARINE SERVICE CENTER FUND (MSC FUND)</b>													
Building/Facility Maintenance Needs	2016-2041	312,400	105,600	11,000	-	-	-	2,907,300	-	-	3,336,300	3,336,300	
<b>MSC FUND TOTALS</b>		<b>312,400</b>	<b>105,600</b>	<b>11,000</b>	-	-	-	<b>2,907,300</b>	-	-	<b>3,336,300</b>	<b>3,336,300</b>	
<b>TOTAL ALL FUNDS</b>			<b>29,243,993</b>	<b>32,125,444</b>	<b>18,389,350</b>	<b>13,392,292</b>	<b>18,214,231</b>	<b>22,753,326</b>	<b>173,202,973</b>	<b>58,145,340</b>	<b>44,375,000</b>	<b>204,801,269</b>	<b>307,321,609</b>

General Fund - Fund 700  
FY2023 Capital Projects

Status	Project number	Project Description	Source -	Source -	Source -	Source -	Source -	Source -	Source - Total
			Grants (approved)	Loans/ Bond Proceeds (approved)	Working Capital	Source - Other source	Contingent Grants	Contingent Loans/Bonding	Contingent Other
Authorized/in progress	90690	City/State Troubleshoot Air Control System	-	-	16,000	-	-	-	16,000
Authorized/in progress	90812	Storm Drain Improvements	-	-	100,000	-	-	-	100,000
Authorized/in progress	90814	Cross Trail Multimodal Pathway Phase 6	2,382,698	-	165,171	50,000	-	-	2,597,869
Authorized/in progress	90838	Lincoln Street Paving (Harbor Way to Harbor Drive)	-	-	2,965,000	105,000	-	-	3,070,000
Authorized/in progress	90843	Lake St (DeGroff to Arrowhead) and Hirst Utility & Street Improvements	-	-	798,060	-	-	-	798,060
Authorized/in progress	90855	Sea Walk Part II	1,674,713	-	5,000	153,060	-	-	1,832,773
Authorized/in progress	90861	Asset Management/CMMS Implementation	-	-	407,400	11,600	-	-	419,000
Authorized/in progress	90866	City Hall HVAC & Controls Replacement	-	-	500,000	-	-	-	500,000
Authorized/in progress	90878	Sitka Paving 2017-Katlian Paving	-	-	152,868	-	-	-	152,868
Authorized/in progress	90885	Senior Center - ADA Ramp and Rear porch Improvements	-	-	15,000	-	-	-	15,000
Authorized/in progress	90886	Community Playground Safety Improvements	-	-	10,000	-	-	-	10,000
Authorized/in progress	90887	Lower Moller East Playground Improvements	-	-	10,000	-	-	-	10,000
Authorized/in progress	90888	Pioneer Park Shelter Improvements	-	-	15,000	-	-	-	15,000
Authorized/in progress	90907	Police Department Heat Pumps	-	-	23,000	-	-	-	23,000
Authorized/in progress	90909	No Name Mountain Master Plan	-	-	165,000	-	-	-	165,000
Authorized/in progress	90912	Crescent Harbor Restroom Replacement	1,784	-	76,000	154,000	-	-	231,784
Authorized/in progress	90925	Knutson Drive Critical Repairs	-	-	1,000,000	-	-	-	1,000,000
Authorized/in progress	90939	City Hall Building Carpet Replacement	-	-	150,000	-	-	-	150,000
Authorized/in progress	90940	HCH Cedar Trim and Lam Beam Refinishing	-	-	150,000	-	-	-	150,000
Authorized/in progress	90961	Wachusets Storm Drains (phase 2 Peterson)	-	-	303,371	-	-	-	303,371
<b>Authorized/in progress Total</b>			<b>4,059,195</b>	<b>-</b>	<b>7,026,870</b>	<b>473,660</b>	<b>-</b>	<b>-</b>	<b>11,559,725</b>
NEW FY23	90838	Lincoln Street Paving (Harbor Way to Harbor Drive)	-	-	1,879,000	-	-	-	1,879,000
NEW FY23	90866	City Hall HVAC & Controls Replacement	-	-	250,000	-	-	-	250,000
NEW FY23	90907	Police Department Heat Pumps/HVAC	-	-	200,000	-	-	-	200,000
NEW FY23	90925	Knutson Drive Critical Repairs	-	-	380,000	-	-	-	380,000
NEW FY23	TBD	CBS Facilities Condition Assessment + schools	-	-	400,000	-	-	-	400,000
NEW FY23	TBD	Senior Center Interior Floor Replacement Upgrade Common Areas	-	-	40,000	-	-	-	40,000
NEW FY23	TBD	Senior Center Roof Replacement	-	-	175,000	-	-	-	175,000
NEW FY23	TBD	Water/Wastewater Replacement at Senior Center	-	-	101,000	-	-	-	101,000
NEW FY23	90961	Wachusets Storm Drains (phase 2 Peterson)	-	-	-	-	780,000	-	780,000
<b>NEW FY23 Total</b>			<b>-</b>	<b>-</b>	<b>3,425,000</b>	<b>-</b>	<b>780,000</b>	<b>-</b>	<b>4,205,000</b>
Physically complete	90739	Kettleon Memorial Library Expansion	5,350,000	-	357,114	1,212,842	-	-	6,919,956
Physically complete	90741	Baranof Warm Springs Dock Imp	1,900,000	-	-	-	-	-	1,900,000
<b>Physically complete Total</b>			<b>7,250,000</b>	<b>-</b>	<b>357,114</b>	<b>1,212,842</b>	<b>-</b>	<b>-</b>	<b>8,819,956</b>
<b>Grand Total</b>			<b>11,309,195</b>	<b>-</b>	<b>10,808,984</b>	<b>1,686,502</b>	<b>780,000</b>	<b>-</b>	<b>24,584,681</b>

Electric Fund - Fund 710  
FY2023 Capital Projects

Status	Project number	Project Description	Source -		Source - Working Capital	Source - Other source	Source -		Source - Contingent Other	Source- Total authorized (approved + contingent)
			Source - Grants (approved)	Loans/ Bond Proceeds (approved)			Contingent	Loans/Bonding		
Authorized/in progress	80003	Feeder Improvements	-	-	4,510,587	-	-	-	-	4,510,587
Authorized/in progress	90261	Island Improvements	-	-	545,000	24,500	-	-	-	569,500
Authorized/in progress	90410	SCADA System Enhancements	-	-	675,336	-	-	-	-	675,336
Authorized/in progress	90610	Blue Lake FERC License Mitigation	-	-	243,251	-	-	-	-	243,251
Authorized/in progress	90777	Meter Replacement Upgrading Meters	-	-	535,000	-	-	-	-	535,000
Authorized/in progress	90823	Marine St. N-1 Design to New HPR	-	-	6,011,665	-	-	-	-	6,011,665
Authorized/in progress	90829	Harbor Meters	-	-	296,327	-	-	-	-	296,327
Authorized/in progress	90839	Green Lake Power Plant 35 Year Overhaul-Phase 1	395,507	-	4,004,605	-	-	4,000,000	-	8,400,112
Authorized/in progress	90840	Green Lake Power Plant Pre Overhaul Inspection	-	-	374,256	-	-	-	-	374,256
Authorized/in progress	90841	Jarvis Fuel System Repairs and Storage Tanks	-	-	304,458	-	-	-	-	304,458
Authorized/in progress	90868	69 kv Thimbleberry Trans Line Bypass	-	-	5,000	-	-	-	-	5,000
Authorized/in progress	90884	Blue Lake Dam Completion	-	-	39,133	-	-	-	-	39,133
Authorized/in progress	90942	Master Plan/rate study	-	-	250,000	-	-	-	-	250,000
Authorized/in progress	90943	Asset management/GIS	-	-	35,000	-	-	-	-	35,000
Authorized/in progress	90944	Howell -- Bungler valve/gate	-	-	150,000	-	-	-	-	150,000
Authorized/in progress	90945	Facility security cameras	-	-	50,000	-	-	-	-	50,000
Authorized/in progress	90946	Mobile diesel generator	-	-	40,000	-	-	-	-	40,000
Authorized/in progress	90947	Green Lake Excitation upgrade	-	-	125,000	-	-	-	-	125,000
Authorized/in progress	90948	Green Lake Dam power cable replacement	-	-	100,000	-	-	-	-	100,000
Authorized/in progress	90949	Wind Metering Towers	-	-	30,000	-	-	-	-	30,000
Authorized/in progress	90950	Snowtel stations	-	-	40,000	-	-	-	-	40,000
Authorized/in progress	90951	Radio Repeater	-	-	25,000	-	-	-	-	25,000
<b>Authorized/in progress Total</b>			<b>395,507</b>	<b>-</b>	<b>18,389,618</b>	<b>24,500</b>	<b>-</b>	<b>4,000,000</b>	<b>-</b>	<b>22,809,625</b>
NEW FY23	90410	SCADA System Enhancements			100,000	-	-	-	-	100,000
NEW FY23	90777	Meter Replacement			300,000	-	-	-	-	300,000
NEW FY23	TBD	Blue Lake upgrades			191,000	-	-	-	-	191,000
NEW FY23	TBD	Green Lake upgrades			203,000	-	-	-	-	203,000
NEW FY23	TBD	Green Lake Phase 2/3			15,000	-	5,500,000	1,500,000	-	7,015,000
NEW FY23	TBD	Regulatory/FERC			200,000	-	-	-	-	200,000
NEW FY23	TBD	Future Initiatives			50,000	-	-	-	-	50,000
NEW FY23	TBD	Diesel Generation upgrades			1,200,000	-	-	-	-	1,200,000
NEW FY23	TBD	Transmission and Distribution (Feeder Improvements)			930,000	-	-	-	-	930,000
NEW FY23	TBD	Substation upgrades			200,000	-	-	-	-	200,000
NEW FY23	TBD	Grid Expansion			125,000	-	-	-	-	125,000
<b>NEW FY23 Total</b>					<b>3,514,000</b>	<b>-</b>	<b>5,500,000</b>	<b>1,500,000</b>	<b>-</b>	<b>10,514,000</b>
<b>Grand Total</b>			<b>395,507</b>	<b>-</b>	<b>21,903,618</b>	<b>24,500</b>	<b>5,500,000</b>	<b>5,500,000</b>	<b>-</b>	<b>33,323,625</b>

Water Fund - Fund 720  
FY2023 Capital Projects

Status	Project number	Project Description	Source -						Source- Total authorized (approved + contingent)	
			Source - Grants (approved)	Loans/ Bond Proceeds (approved)	Source - Working Capital	Source - Other source	Source - Contingent Grants	Source - Contingent Loans/Bonding		Source - Contingent Other
Authorized/in progress	80238	Japonski Island Water Design	-	-	50,000	-	-	-	-	50,000
Authorized/in progress	90531	Monastery St (DeGroff to Arrowhead) and Kinkead Utility & Street Improvements	-	650,000	50,000	-	-	-	-	700,000
Authorized/in progress	90833	Critical Secondary Water Supply	-	17,620,000	530,000	-	-	-	-	18,150,000
Authorized/in progress	90838	Lincoln Street Paving (Harbor Way to Harbor Drive)	-	-	80,000	-	-	-	-	80,000
Authorized/in progress	90843	Lake St (DeGroff to Arrowhead) and Hirst Utility & Street Improvements	-	850,000	50,000	-	-	-	-	900,000
Authorized/in progress	90870	Water Master Plan	-	-	100,000	-	-	-	-	100,000
Authorized/in progress	90883	Water Transmission Main Emergency repair	-	-	400,000	-	-	-	-	400,000
Authorized/in progress	90889	Blue Lake Watershed Plan	-	-	35,000	-	-	-	-	35,000
Authorized/in progress	90893	SCADA Reporting Software	-	-	10,000	-	-	-	-	10,000
Authorized/in progress	90894	Asset Management/CMMS Implementation	-	-	40,000	-	-	-	-	40,000
Authorized/in progress	90913	Water Tanks-Interior Condition Assessment Exterior Painting	-	-	40,000	-	-	-	-	40,000
Authorized/in progress	90914	Transmission Main Condition Assessment	-	-	150,000	-	-	-	-	150,000
<b>Authorized/in progress Total</b>			-	<b>19,120,000</b>	<b>1,535,000</b>	-	-	-	-	<b>20,655,000</b>
NEW FY23	90894	Asset Management/CMMS Implementation	-	-	20,000	-	-	-	-	20,000
NEW FY23	TBD	Distribution System Water Meter Installation	-	-	25,000	-	-	-	-	25,000
NEW FY23	TBD	Gibson St Water Project	-	-	75,000	-	-	-	-	75,000
NEW FY23	TBD	SCADA Communications Upgrades	-	-	30,000	-	-	-	-	30,000
<b>NEW FY23 Total</b>			-	-	<b>150,000</b>	-	-	-	-	<b>150,000</b>
Physically complete	90652	UV Disinfection Feasibility	5,561,000	6,550,000	18,000	-	-	-	-	12,129,000
<b>Physically complete Total</b>			<b>5,561,000</b>	<b>6,550,000</b>	<b>18,000</b>	-	-	-	-	<b>12,129,000</b>
<b>Grand Total</b>			<b>5,561,000</b>	<b>25,670,000</b>	<b>1,703,000</b>	-	-	-	-	<b>32,934,000</b>

Wastewater Fund - Fund 730  
FY2023 Capital Projects

Status	Project number	Project Description	Source -						Source- Total authorized (approved + contingent)
			Source - Grants (approved)	Loans/ Bond Proceeds (approved)	Source - Working Capital	Source - Other source	Source - Contingent Grants	Source - Contingent Loans/Bonding	
Authorized/in progress	90447	WWTP Control System	-	-	488,000	-	-	-	488,000
Authorized/in progress	90531	Monastery St (DeGross to Arrowhead) and Kinkead Utility & Street Improvements	-	275,000	30,000	-	-	-	305,000
Authorized/in progress	90565	Jamestown East Lift Station Replacement	-	-	85,000	-	-	-	85,000
Authorized/in progress	90655	WWTP-Rehabilitation	-	9,737,000	45,000	-	-	-	9,782,000
Authorized/in progress	90676	Brady Street Lift Station Rehabilitation	-	217,400	875,002	-	-	-	1,092,402
Authorized/in progress	90783	Replace Generators - Lift Stations	-	311,000	236,000	-	-	-	547,000
Authorized/in progress	90784	WWTP Blowers	-	-	90,000	-	-	-	90,000
Authorized/in progress	90809	Replace WWTP Influent Grinder	-	-	100,000	-	-	-	100,000
Authorized/in progress	90838	Lincoln Street Paving (Harbor Way to Harbor Drive)	-	-	20,000	-	-	-	20,000
Authorized/in progress	90843	Lake St (DeGross to Arrowhead) and Hirst Utility & Street Improvements	-	975,000	50,000	-	-	-	1,025,000
Authorized/in progress	90845	Trailer Mounted Pump	-	-	90,000	-	-	-	90,000
Authorized/in progress	90862	Japonski Sewer Force Main Condition Assessment	-	-	250,000	-	-	-	250,000
Authorized/in progress	90894	Asset Management/CMMS Implementation	-	-	45,000	-	-	-	45,000
Authorized/in progress	90895	Wastewater Master Plan	-	-	120,000	-	-	-	120,000
Authorized/in progress	90898	Granite Creek WW Pump	-	-	16,000	-	-	-	16,000
Authorized/in progress	90916	WWTP Blower Manifold Assessment/Design	-	-	60,000	-	-	-	60,000
Authorized/in progress	90917	Lincoln Street Lift Station Valve Replacement	-	-	55,000	-	-	-	55,000
Authorized/in progress	90918	WWTP Clarifier Drive Replacement	-	-	55,000	-	-	-	55,000
Authorized/in progress	90919	Thomsen Harbor Lift Station Rehabilitation	-	-	495,000	-	-	-	495,000
Authorized/in progress	90952	Sludge thickener catwalk replacement	-	-	20,000	-	-	-	20,000
<b>Authorized/in progress Total</b>			-	<b>11,515,400</b>	<b>3,225,002</b>	-	-	-	<b>14,740,402</b>
NEW FY23	90894	Asset Management/CMMS Implementation	-	-	20,000	-	-	-	20,000
NEW FY23	90919	Thomsen Harbor Lift Station Rehabilitation	-	-	25,000	-	-	1,275,000	1,300,000
NEW FY23	TBD	Old Sitka Rocks Lift Station Control Panel	-	-	25,000	-	-	-	25,000
NEW FY23	TBD	SCADA Communication Upgrades	-	-	50,000	-	-	-	50,000
<b>NEW FY23 Total</b>			-	-	<b>120,000</b>	-	-	<b>1,275,000</b>	<b>1,395,000</b>
Physically complete	90713	Landfill & Crescent Lift Station Improvements	-	1,329,462	87,976	-	-	-	1,417,438
<b>Physically complete Total</b>			-	<b>1,329,462</b>	<b>87,976</b>	-	-	-	<b>1,417,438</b>
<b>Grand Total</b>			-	<b>12,844,862</b>	<b>3,432,978</b>	-	-	<b>1,275,000</b>	<b>17,552,840</b>



Solid Waste Fund - Fund 740  
FY2023 Capital Projects

Status	Project number	Project Description	Source -	Source -	Source -	Source -	Source -	Source -	Source - Total
			Grants (approved)	Loans/ Bond Proceeds (approved)	Working Capital	Other source	Contingent Grants	Contingent Loans/Bonding	Contingent Other
Authorized/in progress	90847	Expansion of Biosolids	-	-	500,000	-	-	-	500,000
Authorized/in progress	90865	Transfer Station Building	-	-	170,000	-	-	-	170,000
Authorized/in progress	90871	Kimsham Landfill Drainage Compliance	-	-	100,000	-	-	-	100,000
Authorized/in progress	90899	Scrap Yard Electrical	-	-	8,000	-	-	-	8,000
Authorized/in progress	90900	Scrap Yard / Impound Fence	-	-	15,000	-	-	-	15,000
Authorized/in progress	90920	Scrap Yard Tank Circular Concrete Structure Repairs	-	-	8,500	-	-	-	8,500
Authorized/in progress	90921	Transfer Station Lighting	-	-	10,000	-	-	-	10,000
Authorized/in progress	90953	Recycling Loading Dock Repair	-	-	15,000	-	-	-	15,000
Authorized/in progress	90954	Transfer Station Cameras	-	-	55,000	-	-	-	55,000
Authorized/in progress	90963	Solid Waste Compactor	-	2,790,000	-	210,000	-	-	3,000,000
<b>Authorized/in progress Total</b>			-	<b>2,790,000</b>	<b>881,500</b>	<b>210,000</b>	-	-	<b>3,881,500</b>
<b>Grand Total</b>			-	<b>2,790,000</b>	<b>881,500</b>	<b>210,000</b>	-	-	<b>3,881,500</b>

Harbor Fund - Fund 750  
FY2023 Capital Projects

Status	Project number	Project Description	Source -	Source -	Source -	Source -	Source -	Source -	Source -	Source - Total
			Grants (approved)	Loans/ Bond Proceeds (approved)	Working Capital	Source - Other source	Contingent Grants	Contingent Loans/Bonding	Contingent Other	authorized (approved + contingent)
Authorized/in progress	90798	Eliason Harbor Electrical Upgrades	-	-	5,144,772	-	-	-	-	5,144,772
Authorized/in progress	90810	Sealing Cove Harbor Maintenance Repairs	-	-	15,000	-	-	-	-	15,000
Authorized/in progress	90879	FY19 Seaplane Base	4,050,695	-	106,176	-	11,949,305	-	-	16,106,176
Authorized/in progress	90901	MSC Bulkhead Pile Repairs	-	-	70,000	-	-	-	-	70,000
Authorized/in progress	90922	Crescent Harbor High Load Dock Project	-	-	450,000	-	-	-	-	450,000
Authorized/in progress	90955	Master Plan	-	-	100,000	-	-	-	-	100,000
Authorized/in progress	90956	Harbor Parking Lot Repairs	-	-	30,000	-	-	-	-	30,000
Authorized/in progress	90957	Sealing Cove Lift Station	-	-	20,000	-	-	-	-	20,000
Authorized/in progress	90958	Radio Repeaters	-	-	7,000	-	-	-	-	7,000
<b>Authorized/in progress Total</b>			<b>4,050,695</b>	<b>-</b>	<b>5,942,948</b>	<b>-</b>	<b>11,949,305</b>	<b>-</b>	<b>-</b>	<b>21,942,948</b>
NEW FY23	90922	Crescent Harbor High Load Dock Project	-	-	762,000	-	-	-	-	762,000
NEW FY23	90956	Harbor Parking Lot Repairs	-	-	45,000	-	-	-	-	45,000
NEW FY23	TBD	ANB Security Camera Replacement	-	-	10,000	-	-	-	-	10,000
NEW FY23	TBD	Crescent Harbor Finger Float Repairs	-	-	15,000	-	-	-	-	15,000
NEW FY23	TBD	Crescent Harbor Tender Float Repairs	-	-	35,000	-	-	-	-	35,000
NEW FY23	TBD	MSC Anode Replacement Phase 1	-	-	50,000	-	-	-	-	50,000
NEW FY23	TBD	Sealing Cove Harbor Cameras	-	-	30,000	-	-	-	-	30,000
<b>NEW FY23 Total</b>			<b>-</b>	<b>-</b>	<b>947,000</b>	<b>-</b>	<b>-</b>	<b>-</b>	<b>-</b>	<b>947,000</b>
<b>Grand Total</b>			<b>4,050,695</b>	<b>-</b>	<b>6,889,948</b>	<b>-</b>	<b>11,949,305</b>	<b>-</b>	<b>-</b>	<b>22,889,948</b>

Airport Fund - Fund 760  
FY2023 Capital Projects

Status	Project number	Project Description	Source -	Source -	Source -	Source -	Source -	Source -	Source -	Source - Total
			Grants (approved)	Loans/ Bond Proceeds (approved)	Working Capital	Source - Other source	Contingent Grants	Contingent Loans/Bonding	Contingent Other	authorized (approved + contingent)
<b>Authorized/in progress</b>	<b>90835</b>	SIT Airport Terminal Improvements	158,570	4,000,000	-	264,468	16,441,962	-	-	20,865,000
<b>Authorized/in progress</b>	<b>90873</b>	Heat Pumps for Hold Room	-	-	46,000	-	-	-	-	46,000
<b>Authorized/in progress</b>	<b>90924</b>	Exterior Painting-Front and South sides	-	-	100,000	-	-	-	-	100,000
<b>Authorized/in progress Total</b>			<b>158,570</b>	<b>4,000,000</b>	<b>146,000</b>	<b>264,468</b>	<b>16,441,962</b>	<b>-</b>	<b>-</b>	<b>21,011,000</b>
<b>Grand Total</b>			<b>158,570</b>	<b>4,000,000</b>	<b>146,000</b>	<b>264,468</b>	<b>16,441,962</b>	<b>-</b>	<b>-</b>	<b>21,011,000</b>

MSC Fund - Fund 770  
 FY2023 Capital Projects

Status	Project number	Project Description	Source -							Source- Total authorized (approved + contingent)
			Source - Grants (approved)	Loans/ Bond Proceeds (approved)	Source - Working Capital	Source - Other source	Source - Contingent Grants	Source - Contingent Loans/Bonding	Source - Contingent Other	
Authorized/in progress	90874	MSC Roof Condenser Replacement	-	-	130,000	-	-	-	-	130,000
Authorized/in progress	90901	MSC Bulkhead Repairs	-	-	-	-	7,940,000	-	500,000	8,440,000
Authorized/in progress	90905	MSC Bulkhead Condition Assessment	-	-	80,000	-	-	-	-	80,000
Authorized/in progress	90926	Arctic Door Replacement Egress	-	-	10,000	-	-	-	-	10,000
Authorized/in progress	90928	Freezer Vestibule Entry Curtains	-	-	10,000	-	-	-	-	10,000
Authorized/in progress	90930	Replace Loading Dock Bumper	-	-	15,000	-	-	-	-	15,000
Authorized/in progress	90959	MSC overhad door "A"	-	-	15,000	-	-	-	-	15,000
<b>Authorized/in progress Total</b>			-	-	<b>260,000</b>	-	<b>7,940,000</b>	-	<b>500,000</b>	<b>8,700,000</b>
<b>Grand Total</b>			-	-	<b>260,000</b>	-	<b>7,940,000</b>	-	<b>500,000</b>	<b>8,700,000</b>

GPIP Fund - Fund 780  
 FY2023 Capital Projects

Status	Project number	Project Description	Source -	Source -	Source -	Source -	Source -	Source -	Source - Total
			Grants (approved)	Loans/ Bond Proceeds (approved)	Working Capital	Other source	Contingent Grants	Contingent Loans/Bonding	Contingent Other
<b>Authorized/in progress</b>	<b>80273</b>	Site Improvements	-	-	232,185	-	-	-	232,185
<b>Authorized/in progress</b>	<b>90875</b>	GPIP Wash down pad	-	-	20,000	-	-	-	20,000
<b>Authorized/in progress</b>	<b>90960</b>	Geotech assessment of APC landfill sites	-	-	-	270,000	-	-	270,000
<b>Authorized/in progress Total</b>			-	-	<b>252,185</b>	<b>270,000</b>	-	-	<b>522,185</b>
<b>Grand Total</b>			-	-	<b>252,185</b>	<b>270,000</b>	-	-	<b>522,185</b>

LONG-TERM INFRASTRUCTURE SINKING FUND  
AND  
ESTIMATED/PROJECTED ANNUAL INFRASTRUCTURE  
MAINTENANCE AND REPLACEMENT COST  
FOR THE NEXT TWENTY YEARS.

Ordinance 2012-30 was established October 9, 2012  
Current Balance \$3,137,196

# CITY AND BOROUGH OF SITKA

## ORDINANCE NO. 2012-30

### AN ORDINANCE OF THE CITY AND BOROUGH OF SITKA, ALASKA ADDING A NEW CHAPTER 4.44 TO THE SITKA GENERAL CODE ESTABLISHING REQUIRED LEVELS OF CASH TO BE MAINTAINED AND A NEW CHAPTER 4.45 TO THE SITKA GENERAL CODE ESTABLISHING A LONG TERM PUBLIC INFRASTRUCTURE SINKING FUND FOR THE OF REPAIR AND REPLACEMENT OF GENERAL FUND MUNICIPAL BUILDINGS, STREETS, SIDEWALKS, PARKING LOTS, AND PARKS

**BE IT ENACTED** by the Assembly of the City and Borough of Sitka, Alaska as follows:

1. **CLASSIFICATION.** This ordinance is of a permanent nature and is intended to become a part of the Sitka General Code.
2. **SEVERABILITY.** If any provision of this ordinance or any application to any person or circumstance is held invalid, the remainder of this ordinance and application to any person or circumstances shall not be affected.
3. **PURPOSE.** The purposes of this ordinance are to codify requirements to maintain minimum levels of cash within the General Fund, and, to establish a sinking fund for the repair and replacement of General Fund municipal buildings, streets, sidewalks, parking lots, and parks its subsequent use for such restricted purposes.
4. **ENACTMENT.** The Assembly of the City and Borough of Sitka hereby adds Chapter 4.44 and 4.45 to the Sitka General Code.

#### **Chapter 4.44 REQUIRED LEVELS OF CASH TO BE MAINTAINED IN THE GENERAL FUND**

\* \* \*

**4.44.01 Required Levels of Cash On Hand.** The General Fund of the City and Borough of Sitka shall be required to maintain a minimum level of cash and cash equivalents in order to provide for adequate cash flow management and liquidity for the Municipality.

A. The minimum level of cash and cash equivalents to be maintained shall be equal to the total of all budgeted expenditure for the General Fund for the current fiscal year, divided by 4. Transfers from the General Fund balance shall not be considered expenditure for the purposes of this calculation.

B. For purposes of this Chapter, cash and cash equivalents shall be defined as cash held in demand deposits, overnight repurchase agreements as defined by SGC 4.28.060 4, money market mutual funds as defined by SGC 4.28.060 5, certificates of deposit as defined by SGC 4.28.060 2, and local government investment pools per SGC 4.28.060 6.

**4.44.02 Restriction of General Fund Balance.** A portion of the General Fund balance equal to the total of all budgeted expenditures for the General Fund for the current fiscal year, divided by 4, (transfers from the General Fund balance shall not be considered expenditure for the purposes of this calculation), shall be restricted as to its use in order to provide for required liquidity of the Municipality and not available for appropriation without a super majority of the Assembly voting in approval. An additional amount of \$2,000,000 shall be restricted as to its use in order to provide funds for responding to an emergency and not available for appropriation without a super majority of the Assembly voting in approval.

### Chapter 4.45

#### LONG TERM INFRASTRUCTURE SINKING FUND FOR THE REPAIR AND REPLACEMENT OF GENERAL FUND MUNICIPAL BUILDINGS, STREETS, SIDEWALKS, PARKING LOTS, AND PARKS

\* \* \*

**4.45.01 Establishment of the Public Infrastructure Sinking Fund.** There shall hereby be created, within the fund structure of the City and Borough of Sitka, a sinking fund for the repair and replacement of General Fund municipal buildings, streets, sidewalks, parking lots, and parks to be hereafter called the Public Infrastructure Sinking Fund.

**4.45.02 Determination of the Required Balance of the Public Infrastructure Sinking Fund.** Within 90 days after the start of each fiscal year, the Administrator shall prepare an analysis of the General Fund Balance with an accompanying recommendation as to an amount of the General Fund Balance available for potential transfer to the Public Infrastructure Sinking Fund. This analysis shall first take into account any portions of the General Fund restricted by Section 4.44 of the Sitka General Code before recommending any further amounts for potential transfer to the Public Infrastructure Sinking Fund.

**4.45.03 Assembly Action.** Within 60 days after presentation of the annual analysis by the Administrator, the amount determined by the Administrator shall automatically be transferred to the Public Infrastructure Sinking Fund, unless a super majority of the Assembly votes to change the recommended amount.


**4.45.04 Use of the Sinking Fund.** The Assembly shall annually appropriate an amount from the Public Infrastructure Sinking Fund to be used exclusively for the repair and replacement of General Fund municipal buildings, streets, sidewalks, parking lots, and parks as recommended by the Administrator in his annual budget.



**4.45.05 Emergency Transfer of the Sinking Fund.** The Assembly shall have the authority to transfer any portion of the Public Infrastructure Sinking Fund to the General Fund in the case of an emergency threatening public health, safety, or welfare which requires use of public funds. Such a transfer shall require an approval of a super majority of the Assembly.


**EFFECTIVE DATE.** This ordinance shall become effective the day after the date of passage.

**PASSED, APPROVED, AND ADOPTED** by the Assembly of the City and Borough of Sitka, Alaska this 9<sup>th</sup> day of October, 2012.

  
\_\_\_\_\_  
Cheryl Westover, Mayor

**ATTEST:**

  
\_\_\_\_\_  
Colleen Ingman, MMC  
Municipal Clerk



# **GENERAL FUND**

**DRAFT  
FISCAL YEAR 2023**

# **OPERATING BUDGET**

## GENERAL FUND - SUMMARY BY ORGANIZATION

	2019 Actual Amount	2020 Actual Amount	2021 Actual Amount	2022 Amended Budget	2022 Projected Amount	2023 Budget
Fund: 100 General Fund						
<b>Revenue</b>						
100-300-301 - Property Tax	6,777,625	6,852,247	7,242,612	6,924,300	7,200,260	7,321,141
100-300-302 - Sales Tax	13,309,205	12,139,374	13,115,998	11,730,971	14,572,130	15,668,226
100-300-303 - Bed Tax	-	-	-	-	-	-
100-300-310 - State Revenue	1,018,052	960,286	935,595	852,644	937,372	1,065,985
100-300-315 - Federal Revenue	1,302,574	1,712,269	4,063,471	1,501,000	3,231,072	2,285,072
100-300-320 - Licenses & Permits	126,810	123,353	170,554	133,450	163,366	195,300
100-300-330 - Services	1,054,420	1,053,160	988,571	1,030,200	1,060,162	1,514,900
100-300-340 - Operating Revenue	704,450	614,974	337,763	363,500	411,289	417,000
100-300-360 - Uses of Prop & Investment	997,168	1,330,114	1,145,794	848,500	833,273	973,000
100-300-370 - Interfund Billings	2,695,448	2,663,479	2,705,560	2,784,694	2,784,694	2,861,120
100-300-380 - Miscellaneous	162,184	132,571	1,156,022	130,800	130,263	139,700
100-300-390 - Cash Basis Receipts	2,698,374	2,094,844	1,591,364	1,168,054	1,155,854	5,104,041
<b>Revenue Totals</b>	<b>\$ 30,846,310.87</b>	<b>\$ 29,676,670.64</b>	<b>\$ 33,453,303.85</b>	<b>\$ 27,468,113.00</b>	<b>\$ 32,479,735.00</b>	<b>\$ 37,545,485.00</b>
<b>Expenditures</b>						
100-500-001 - Administrative,Administrator & Assembly	1,328,169	737,141	947,471	1,268,741	1,052,655	1,403,623
100-500-002 - Attorney	969,937	511,063	378,701	441,108	413,384	447,650
100-500-003 - Municipal Clerk	404,283	430,351	420,812	463,272	507,825	546,101
100-500-004 - Finance	1,798,963	1,916,507	2,165,907	2,393,648	2,287,518	2,714,686
100-500-005 - Assessing	427,628	402,258	414,721	438,275	434,159	444,017
100-500-006 - Planning	204,921	240,930	263,257	282,953	285,732	581,534
100-500-007- General Office	503,770	556,224	636,686	689,563	689,563	772,980
100-500-008 - Other Expenditures	306,596	316,097	273,233	333,087	327,907	345,200
100-520-021-800 - Police	4,346,766	4,003,054	4,589,549	4,970,717	4,796,351	5,346,829
100-520-022-800 - Fire Protection	1,684,580	1,795,463	1,716,812	1,953,571	1,919,436	2,195,310
100-520-023 - Ambulance	289,523	302,939	309,393	415,650	376,159	457,995
100-520-024 - Search and Rescue	26,378	25,958	28,563	37,094	26,466	38,008
100-530-031 - Public Works Administration	676,754	630,695	698,618	738,210	730,828	965,586
100-530-032-800 - Engineering	919,428	876,846	559,726	941,390	743,698	633,790

## GENERAL FUND - SUMMARY BY ORGANIZATION

	2019 Actual Amount	2020 Actual Amount	2021 Actual Amount	2022 Amended Budget	2022 Projected Amount	2023 Budget
100-530-033-800 - Streets	1,220,084	1,368,547	1,162,117	1,379,489	1,378,791	1,762,514
100-530-034-800 - Recreation	635,628	614,666	661,753	719,091	718,371	1,129,278
100-530-035-800 - Building Officials	275,762	269,410	287,046	333,677	325,309	457,916
100-540-041 - Library	896,936	878,567	1,002,117	1,071,260	1,070,189	1,271,534
100-540-043 - Centennial Building	621,048	699,948	667,806	740,038	740,122	1,043,055
100-540-047 - Senior Citizens	95,614	62,209	86,145	97,866	96,327	78,002
100-545-050 - Contingency	-	89,363	87,154	-	-	-
100-550-650-951 - Debt Payments	31,685	30,147	28,608	84,925	84,925	39,666
100-550-660-952 - Support Payments	7,524,879	7,511,994	7,581,312	8,364,150	8,364,150	8,818,868
100-550-670 - Fixed Assets	261,071	278,390	127,965	63,500	49,299	69,000
100-550-680 - Transfer to Other Funds	5,065,148	3,768,581	4,117,709	2,610,700	2,610,700	5,601,911
100-550-690 - Other Financing Sources	-	-	-	-	-	-
<b>Expenditure Totals</b>	<b><u>\$ 30,515,551.93</u></b>	<b><u>\$ 28,317,348.96</u></b>	<b><u>\$ 29,213,181.34</u></b>	<b><u>\$ 30,831,974.02</u></b>	<b><u>\$ 30,029,864.00</u></b>	<b><u>\$ 37,165,051.69</u></b>
<b>Fund Total: General Fund</b>	<b><u>\$ 330,758.94</u></b>	<b><u>\$ 1,359,321.68</u></b>	<b><u>\$ 4,240,122.51</u></b>	<b><u>\$ (3,363,861.02)</u></b>	<b><u>\$ 2,449,871.00</u></b>	<b><u>\$ 380,433.31</u></b>

# General Fund

Fund: 100 General Fund	2019 Actual Amount	2020 Actual Amount	2021 Actual Amount	2022 Amended Budget	2023 Budget
<b>Revenue</b>					
<u>301 - Property Tax</u>					
3011 001 - Property Tax Levy	7,132,087	7,170,827	7,553,190	7,266,200	7,681,193
3011 002 - Auto Tax	84,188	76,607	81,529	75,000	80,000
3011 003 - Boat Tax	-	-	-	-	-
3011 004 - Penalty and Interest	45,861	79,028	77,073	80,000	75,000
3011 006 - Taxes Paid Voluntarily	11,561	45,690	48,189	49,000	45,000
3012 000 - Less Sr Citizen Exemption	(496,072)	(519,905)	(517,369)	(545,900)	(560,052)
<b>301 - Property Tax Totals</b>	<b>\$ 6,777,625.37</b>	<b>\$ 6,852,247.15</b>	<b>\$ 7,242,611.92</b>	<b>\$ 6,924,300.00</b>	<b>\$ 7,321,141.00</b>
<u>302 - Sales Tax</u>					
3021 001 - 1st Qtr Calendar Yr Sales	1,920,576	1,852,582	2,213,417	1,900,000	2,550,911
3021 002 - 2nd Qtr Calendar Yr Sales	4,040,342	2,668,020	4,349,786	3,535,171	4,682,930
3021 003 - 3rd Qtr Calendar Yr Sales	4,937,318	5,287,676	4,018,430	3,965,000	5,692,652
3021 004 - 4th Qtr Calendar Yr Sales	2,231,575	2,040,256	2,181,036	2,050,300	2,454,733
3021 005 - Previous Quarters Tax	(13,768)	122,361	171,233	122,000	122,000
3021 006 - Penalty & Interest	60,167	70,568	97,436	70,000	55,000
3021 007 - Discount	(13,440)	(9,122)	(13,033)	(8,500)	(10,000)
3021 008 - Home Construction Refund	-	-	(10,938)	(5,000)	(5,000)
3021 009 - Other Sales Tax Revenue	9,352	9,063	-	-	-
3021 010 - Fish Box Tax	137,084	97,970	108,630	102,000	125,000
<b>302 - Sales Tax Totals</b>	<b>\$ 13,309,205.27</b>	<b>\$ 12,139,373.94</b>	<b>\$ 13,115,997.58</b>	<b>\$ 11,730,971.00</b>	<b>\$ 15,668,226.00</b>

# General Fund

Fund: 100 General Fund	2019 Actual Amount	2020 Actual Amount	2021 Actual Amount	2022 Amended Budget	2023 Budget
<b>310 - State Revenue</b>					
3101 003 - Revenue Sharing	543,229	497,524	377,870	415,199	530,000
3101 005 - Grant Revenue	19,801	-	-	-	-
3101 007 - Liquor Licenses	24,700	25,275	19,550	25,000	20,000
3101 012 - Public Library Assistance	7,000	7,000	7,000	7,000	7,000
3101 016 - Miscellaneous	26,537	11,575	4,796	4,445	5,000
3101 017 - PERS Relief	396,644	418,563	526,379	400,000	503,985
3101 019 - SAR reimbursement	140	349	-	1,000	-
3101 030 - Grant Revenue Pass Thru	-	-	-	-	-
<b>310 - State Revenue Totals</b>	<b>\$ 1,018,052.18</b>	<b>\$ 960,285.89</b>	<b>\$ 935,594.60</b>	<b>\$ 852,644.00</b>	<b>\$ 1,065,985.00</b>
<b>315 - Federal Revenue</b>					
3151 001 - Stumpage	529,232	458,071	417,175	600,000	500,000
3151 002 - Payment in Lieu of Taxes	714,261	796,501	807,410	800,000	700,000
3151 003 - Grant Revenue	59,081	457,696	2,014,053	101,000	60,000
3151 006 - Federal Relief Funding	-	-	824,833	-	1,025,072
3161 001 - COPS grants	-	-	-	-	-
<b>315 - Federal Revenue Totals</b>	<b>\$ 1,302,574.49</b>	<b>\$ 1,712,268.79</b>	<b>\$ 4,063,470.74</b>	<b>\$ 1,501,000.00</b>	<b>\$ 2,285,072.00</b>
<b>320 - Licenses &amp; Permits</b>					
3201 001 - Building Permits	96,733	102,438	154,359	110,000	162,750
3201 002 - Planning & Zoning Permits	4,155	3,450	2,979	4,000	6,000
3201 003 - Parking Permits	240	235	865	250	1,000
3201 004 - Public Vehicle/Drivers	9,125	2,225	3,460	2,000	4,000
3201 006 - Animal Licenses	2,721	1,719	983	2,200	1,200
3201 007 - Itinerant Business Licens	6	49	25	-	-
3201 008 - Miscellaneous	600	300	100	-	250
3201 010 - Fire Marshall Fees	-	-	-	-	-
3201 011 - Park & Rec. Fees	8,564	12,088	5,783	12,000	10,100
3201 012 - Centennial Permit Fees	4,665	850	2,000	3,000	10,000
<b>320 - Licenses &amp; Permits Totals</b>	<b>\$ 126,809.51</b>	<b>\$ 123,353.48</b>	<b>\$ 170,553.96</b>	<b>\$ 133,450.00</b>	<b>\$ 195,300.00</b>
<b>330 - Services</b>					
3301 002 - Police Contracts	-	-	-	-	-
3301 003 - Jail Contracts	391,194	391,194	391,194	391,200	391,200
3301 004 - DWI Jail Time Fees	-	-	-	-	-

# General Fund

Fund: 100 General Fund	2019 Actual Amount	2020 Actual Amount	2021 Actual Amount	2022 Amended Budget	2023 Budget
3301 005 - Jail-Detox	3,755	330	-	-	-
3301 006 - Impound/Storage Fees	7,930	3,645	11,485	10,000	15,000
3301 007 - Police Other	7,008	11,010	(5,759)	8,000	4,000
3301 010 - E911 Surcharge	176,236	176,299	171,856	180,000	175,000
3302 000 - Police Medical Billings	1,342	5,406	450	-	-
3303 000 - Public Defender Fees	-	-	-	-	-
3321 001 - Ambulance Fees	456,247	457,302	413,941	425,000	915,000
3321 002 - Fire Dept Other	-	-	-	-	-
3331 001 - Library	9,317	7,126	380	10,000	10,500
3331 002 - Library Lost Book Replace	1,391	848	336	1,000	1,200
3331 003 - Library-Other	-	-	-	-	-
3331 004 - Library-Network	-	-	4,688	5,000	3,000
3333 000 - Sitka Builders Seminar	-	-	-	-	-
3351 000 - Legal Fees	-	-	-	-	-
<b>330 - Services Totals</b>	<b>\$ 1,054,419.63</b>	<b>\$ 1,053,159.76</b>	<b>\$ 988,570.80</b>	<b>\$ 1,030,200.00</b>	<b>\$ 1,514,900.00</b>
<b>340 - Operating Revenue</b>					
3454 000 - Concessions	1,569	697	-	-	-
3491 000 - Jobbing-Labor	702,758	610,557	337,249	361,500	415,000
3492 000 - Jobbing-Materials/Parts	78	-	430	1,000	1,000
3493 000 - Jobbing-Equipment	45	3,721	84	1,000	1,000
<b>340 - Operating Revenue Totals</b>	<b>\$ 704,449.83</b>	<b>\$ 614,974.08</b>	<b>\$ 337,763.05</b>	<b>\$ 363,500.00</b>	<b>\$ 417,000.00</b>
<b>360 - Uses of Property &amp; Investments</b>					
3601 000 - Rent - Land	214,920	243,509	226,263	267,900	320,000
3602 000 - Rent - Building	9,600	9,600	10,400	9,600	10,000
3603 000 - Rent-Centennial Building	102,461	100,603	35,709	110,700	150,000
3604 000 - Rent-Senior Center	206	312	-	-	-
3606 000 - Rent-Tom Young Cabin	8,276	10,218	10,980	11,200	11,000
3610 000 - Interest Income	502,775	485,055	283,039	300,000	300,000
3615 000 - Gain(Loss)on Investments	-	299,664	388,258	-	-
3620 000 - Sale of Fixed Assets	-	-	25,327	-	-
3635 000 - Gravel & Rock Royalties	23,796	22,661	63,238	26,100	50,000
3640 000 - Library-Special Sales	1,452	1,046	806	2,000	2,000
3650 000 - City/St Bldg Cost Reimbur	133,683	157,445	101,775	121,000	130,000
<b>360 - Uses of Property &amp; Investments Totals</b>	<b>\$ 997,168.47</b>	<b>\$ 1,330,113.73</b>	<b>\$ 1,145,794.41</b>	<b>\$ 848,500.00</b>	<b>\$ 973,000.00</b>

# General Fund

Fund: 100 General Fund	2019 Actual Amount	2020 Actual Amount	2021 Actual Amount	2022 Amended Budget	2023 Budget
<u>370 - Interfund Billings</u>					
3701 152 - Interfund Bill NARCO	-	-	-	-	-
3701 200 - Electric Interfund Bill	979,647	865,541	888,247	944,703	1,002,440
3701 210 - Water Interfund Bill	292,397	313,204	304,247	303,905	253,507
3701 220 - WWater Interfund Bill	386,249	386,493	426,092	386,583	360,880
3701 230 - SWste Interfund Bill	335,638	382,347	381,828	418,737	398,721
3701 240 - Harbor Interfund Bill	247,943	293,329	287,624	316,400	328,364
3701 250 - Air Term Interfund Bill	95,022	98,343	91,065	82,854	91,438
3701 260 - MSC Interfund Bill	6,528	17,044	19,418	21,214	24,002
3701 270 - SMC Interfund Bill	66,277	62,738	59,944	65,185	89,246
3701 300 - MIS Interfund Bill	95,000	90,295	84,175	92,407	156,860
3701 310 - Garage Interfund Billing	122,204	79,326	83,312	77,547	70,752
3701 320 - Maint Fund Interfund Bill	68,543	74,819	79,608	75,159	84,910
<b>370 - Interfund Billings Totals</b>	<b>\$ 2,695,448.16</b>	<b>\$ 2,663,478.96</b>	<b>\$ 2,705,560.08</b>	<b>\$ 2,784,694.00</b>	<b>\$ 2,861,120.00</b>
<u>380 - Miscellaneous Revenue</u>					
3801 000 - Fines and Forfeits	60,072	55,230	45,401	54,000	57,000
3801 100 - Fines Minor Consuming	-	-	-	-	-
3804 000 - Return Check Fee (NSF)	500	500	275	1,000	500
3805 000 - Cash, (Short)/Long	11	(29)	(43)	-	-
3806 000 - Coffee Revenue-Cent Bldg	-	-	-	-	-
3807 000 - Miscellaneous	10,262	13,730	39,315	20,000	20,000
3807 100 - Miscellaneous Grant Revenue	35,202	250	3,000	-	-
3808 000 - Salary Reimbursement	175	788	275	1,000	200
3809 000 - Donations	6,978	1,150	1,004,000	1,800	5,000
3809 001 - Donation - Parks and Recreation	-	10,000	-	-	-
3810 000 - Cops Grant Donations	-	-	-	-	-
3811 000 - Property Damage Reimburse	-	-	10,145	-	-
3820 000 - Bad Debt Collected	2,666	5,092	2,833	5,000	5,000
3850 000 - Pcard Rebate	46,317	45,860	50,821	48,000	52,000
<b>380 - Miscellaneous Revenue Totals</b>	<b>\$ 162,184.02</b>	<b>\$ 132,570.57</b>	<b>\$ 1,156,022.31</b>	<b>\$ 130,800.00</b>	<b>\$ 139,700.00</b>



# General Fund

Fund: 100 General Fund	2019 Actual Amount	2020 Actual Amount	2021 Actual Amount	2022 Amended Budget	2023 Budget
<b>390 - Cash Basis Receipts</b>					
3950 000 - Interfund Transfers In	1,015,219	200,000	1,210	-	-
3950 193 - Transfer In Utility Subsidization Fnd	-	-	-	-	-
3950 194 - Transfer In Comm Pass Tax	-	559	-	-	766,802
3950 195 - Transfer In Visitor Enhancement Fnd	200,000	80,000	-	-	-
3950 240 - Transfer In Harbor	-	-	-	-	-
3950 310 - Transfer In from 310	-	-	-	-	-
3950 320 - Transfer In Bldg Maint	25,000	-	-	-	-
3950 400 - Transfer In Permanent Fd	1,427,097	1,447,500	1,213,716	1,145,554	1,193,739
3950 410 - Transfer In Revolving Fnd	24,919	21,523	14,086	18,000	15,000
3950 420 - Transfer In Guarantee Fnd	6,139	5,263	3,423	4,500	3,500
3950 540 - Transfer in from fund 540	-	-	-	-	-
3950 700 - Transfer In Cap Proj Fund	-	-	358,930	-	-
3950-708 - Transfer in from fund 708		340,000.00	-	-	3,125,000
<b>390 - Cash Basis Receipts Totals</b>	<b>\$ 2,698,373.94</b>	<b>\$ 2,094,844.29</b>	<b>\$ 1,591,364.40</b>	<b>\$ 1,168,054.00</b>	<b>\$ 5,104,041.00</b>
<b>Revenue Totals</b>	<b>\$ 30,846,310.87</b>	<b>\$ 29,676,670.64</b>	<b>\$ 33,453,303.85</b>	<b>\$ 27,468,113.00</b>	<b>\$ 37,545,485.00</b>

# General Fund

Fund: 100 General Fund	2019 Actual Amount	2020 Actual Amount	2021 Actual Amount	2022 Amended Budget	2023 Budget
<b>Expenditures</b>					
<u>400 - Salaries and Wages</u>					
5110 001 - Regular Salaries/Wages	5,127,853	4,914,941	5,142,608	6,830,531	8,055,458
5110 002 - Holidays	250,529	238,775	259,590	-	-
5110 003 - Sick Leave	200,246	154,233	156,209	-	-
5110 004 - Overtime	471,105	423,980	359,531	405,862	405,862
5110 010 - Temp Wages	427,883	733,703	653,985	281,006	517,708
<b>400 - Salaries and Wages Totals</b>	<b>\$ 6,477,615.46</b>	<b>\$ 6,465,631.49</b>	<b>\$ 6,571,923.17</b>	<b>\$ 7,517,399.51</b>	<b>\$ 8,979,028.17</b>
<u>450 - Fringe Benefits</u>					
5120 001 - Annual Leave	556,300	510,533	481,073	296,170	331,161
5120 002 - SBS	432,051	429,267	429,546	471,053	562,571
5120 003 - Medicare	101,357	100,500	102,223	113,340	135,046
5120 004 - PERS	1,801,254	1,754,928	1,306,955	2,049,196	1,797,470
5120 005 - Health Insurance	1,819,515	1,428,200	1,905,851	2,253,015	2,714,148
5120 006 - Life Insurance	1,072	990	1,004	965	994
5120 007 - Workmen's Compensation	216,210	218,051	166,202	169,932	210,829
5120 008 - Unemployment	2,603	2,760	12,459	-	-
5120 011 - PERS on Behalf	-	-	526,373	-	503,985
<b>450 - Fringe Benefits Totals</b>	<b>\$ 4,930,362.23</b>	<b>\$ 4,445,229.48</b>	<b>\$ 4,931,685.60</b>	<b>\$ 5,353,670.83</b>	<b>\$ 6,256,204.52</b>
<u>500 - Operating Expenses</u>					
5201 000 - Training and Travel	239,459	117,993	93,081	273,482	298,945
5202 000 - Uniforms	27,786	29,556	33,677	38,100	39,750
5203 000 - Utilities	-	54,258	60,731	57,000	60,000
5203 001 - Electric	416,573	408,121	428,164	413,322	433,000
5203 005 - Heating Fuel	26,517	23,584	19,365	23,000	15,000
5203 006 - Interruptable electric	27,949	28,735	16,143	25,000	25,000
5204 000 - Telephone	105,704	82,759	75,895	122,151	74,926
5204 001 - Cell Phone Stipend	5,975	6,137	8,524	12,300	14,700
5205 000 - Insurance	232,748	314,257	442,529	470,700	493,110
5206 000 - Supplies	388,043	493,252	419,374	459,289	825,336
5207 000 - Repairs & Maintenance	26,943	27,454	31,500	78,230	89,889
5208 000 - Bldg Repair & Maint	430,865	452,667	534,546	544,485	655,287
5211 000 - Data Processing Fees	901,157	1,150,655	1,186,772	1,060,125	1,151,394
5211 001 - Information Technology Special	228,486	45,000	-	-	-
5212 000 - Contracted/Purchased Serv	901,559	750,868	844,732	1,253,163	1,273,621

# General Fund

Fund: 100 General Fund	2019 Actual Amount	2020 Actual Amount	2021 Actual Amount	2022 Amended Budget	2023 Budget
5212 001 - Sitka Historical Contract	97,200	97,200	97,200	97,200	97,200
5212 002 - SEDA Contract	63,000	63,000	63,000	63,000	63,000
5214 000 - Interdepartment Services	14,790	26,300	3,285	-	-
5221 000 - Transportation/Vehicles	862,447	859,728	868,512	932,285	845,038
5222 000 - Postage	39,318	39,375	28,315	48,200	50,700
5223 000 - Tools & Small Equipment	106,340	114,915	89,430	139,869	120,423
5224 000 - Dues & Publications	35,460	32,312	40,413	47,505	41,801
5225 000 - Legal Expenditures	631,662	158,498	20,447	78,000	50,000
5226 000 - Advertising	55,924	75,449	65,843	69,900	65,350
5227 001 - Rent-Buildings	29,264	29,732	28,350	27,160	23,904
5227 002 - Rent-Equipment	10,572	52,251	29,551	29,258	35,260
5228 000 - Donations	128,000	115,260	112,933	125,000	125,000
5228 001 - Pass through grants	18,196	40,637	-	47,887	60,000
5229 000 - Investment Expenses	81,100	84,306	77,285	85,200	85,200
5231 000 - Credit Card Expense	65,410	67,827	69,630	70,000	70,000
5240 000 - Books & Publications	52,450	53,534	57,775	70,000	75,250
5265 000 - ARSSTC Fees	-	189	126,188	98,808	160,000
5280 000 - Public Defender Fees	-	-	-	-	-
5288 000 - Administrator Contingency	1,155	259	253	3,000	3,000
5289 000 - Mayor Contingency	4,215	1,276	1,000	3,000	3,000
5290 000 - Other Expenses	7,493,403	7,432,027	7,446,327	8,243,701	8,745,158
5290 100 - Unanticipated Repairs	-	-	14,520	50,000	50,000
5295 000 - Interest Expense	9,375	7,837	6,299	20,097	17,355
5297 000 - Debt Admin Expense	-	-	-	-	-
<b>500 - Operating Expenses Totals</b>	<b>\$ 13,759,045.09</b>	<b>\$ 13,337,208.49</b>	<b>\$ 13,441,588.94</b>	<b>\$ 15,179,416.34</b>	<b>\$ 16,236,597.00</b>

# General Fund

Fund: 100 General Fund	2019 Actual Amount	2020 Actual Amount	2021 Actual Amount	2022 Amended Budget	2023 Budget
<u>700 - Cash Basis Expenditures</u>					
7101 000 - Fixed Assets-Land	-	-	-	-	-
7106.004 - Fixed Assets - Finance	-	-	-	5,000	-
7106.021 - Fixed Assets - Police	-	231,118	127,965	-	-
7106 022 - Fixed Assets-Fire Dept	248,089	47,272	-	40,000	-
7106 031 - Fixed Assets-PW Admin	-	-	-	7,500	7,000
7106 033 - Fixed Assets-Streets	12,983	-	-	2,500	-
7106 034 - Fixed Assets-Recreation	-	-	-	8,500	20,000
7106 041 - Fixed Assets - Library	-	-	-	-	24,000
7106 043 - Fixed Assets - Cent Bldg	-	-	-	-	-
7106 047 - Fixed Assets-Sr Citizen B	-	-	-	-	-
7108.031 - Fixed Assets - Furniture - PW	-	-	-	-	18,000
7200 000 - Interfund Transfers Out	5,065,148	3,768,581	4,117,709	2,610,700	5,601,911
7301 000 - Note Principal Payments	22,310	22,310	22,310	64,828	22,311
7302 000 - Bond Principal Payments	-	-	-	-	-
7600 000 - Advances to Other Funds	-	-	-	-	-
<b>700 - Cash Basis Expenditures Totals</b>	<b>\$ 5,348,529.15</b>	<b>\$ 4,069,279.94</b>	<b>\$ 4,267,983.63</b>	<b>\$ 2,739,028.00</b>	<b>\$ 5,693,222.00</b>
<b>Revenue Totals:</b>	<b>30,846,311</b>	<b>29,676,671</b>	<b>33,453,304</b>	<b>27,468,113</b>	<b>37,545,485</b>
<b>Expenditure Totals</b>	<b>30,515,552</b>	<b>28,317,349</b>	<b>29,213,181</b>	<b>30,789,515</b>	<b>37,165,052</b>
<b>Fund Total: General Fund</b>	<b>330,759</b>	<b>1,359,321</b>	<b>4,240,123</b>	<b>(3,321,402)</b>	<b>380,433</b>



# General Fund - Administrator/Assembly

Budget Year 2023

Account	Account Description	2019 Actual Amount	2020 Actual Amount	2021 Actual Amount	2022 Amended Budget	2023 Level 2
<b>Fund 100 - General Fund</b>						
<i>Salaries and Wages</i>						
5110.001	Regular Salaries/Wages	286,438.93	90,712.43	185,534.88	278,533.98	294,041.30
5110.002	Holidays	7,535.40	3,496.76	5,591.16	.00	.00
5110.003	Sick Leave	20,848.00	2,379.69	4,738.20	.00	.00
5110.010	Temp Wages	38,850.00	81,350.00	30,300.00	27,600.00	27,600.00
<i>Salaries and Wages Totals</i>		<b>\$353,672.33</b>	<b>\$177,938.88</b>	<b>\$226,164.24</b>	<b>\$306,133.98</b>	<b>\$321,641.30</b>
<i>Fringe Benefits</i>						
5120.001	Annual Leave	42,687.34	5,498.49	10,731.59	22,121.00	16,957.00
5120.002	SBS	24,195.69	11,244.71	14,542.52	19,818.46	20,135.55
5120.003	Medicare	5,747.24	2,659.85	3,439.91	4,759.70	4,909.67
5120.004	PERS	86,482.46	28,706.91	42,624.65	69,833.32	64,689.10
5120.005	Health Insurance	82,116.55	25,386.38	51,363.29	70,258.56	89,951.40
5120.006	Life Insurance	40.06	10.40	23.19	22.20	35.40
5120.007	Workmen's Compensation	1,707.12	829.68	795.67	948.95	2,347.49
5120.008	Unemployment	.00	.00	362.94	.00	.00
5120.011	PERS on Behalf	.00	.00	17,045.34	.00	18,215.00
<i>Fringe Benefits Totals</i>		<b>\$242,976.46</b>	<b>\$74,336.42</b>	<b>\$140,929.10</b>	<b>\$187,762.19</b>	<b>\$217,240.61</b>
<i>Operating Expenses</i>						
5201.000	Training and Travel	34,377.03	18,676.54	2,677.00	50,200.00	51,017.00
5204.000	Telephone	9,240.42	4,226.87	2,612.72	5,900.00	3,000.00
5204.001	Cell Phone Stipend	.00	.00	338.71	900.00	900.00
5206.000	Supplies	7,812.03	6,590.77	5,411.44	8,500.00	8,500.00
5207.000	Repairs & Maintenance	1,560.00	.00	.00	.00	.00
5211.000	Data Processing Fees	19,461.96	20,328.96	22,413.00	40,335.00	49,091.00
5211.001	Information Technology Special Projects	2,205.00	.00	.00	.00	.00
5212.000	Contracted/Purchased Serv	257,913.55	124,695.65	177,710.50	284,500.00	344,500.00
5222.000	Postage	20.40	32.76	.00	100.00	100.00
5223.000	Tools & Small Equipment	.00	.00	5,760.13	.00	.00
5224.000	Dues & Publications	16,826.15	15,677.15	25,740.15	17,680.00	17,765.00
5226.000	Advertising	3,641.50	10,361.99	1,373.30	5,000.00	5,000.00
5288.000	Administrator Contingency	1,154.57	259.05	252.84	3,000.00	3,000.00
5289.000	Mayor Contingency	4,215.00	1,276.00	1,000.00	3,000.00	3,000.00
5290.000	Other Expenses	13,004.75	23,793.74	6,520.25	21,551.00	38,750.00
<i>Operating Expenses Totals</i>		<b>\$371,432.36</b>	<b>\$225,919.48</b>	<b>\$251,810.04</b>	<b>\$440,666.00</b>	<b>\$524,623.00</b>



# General Fund - Administrator/Assembly

Budget Year 2023

Account	Account Description	2019 Actual Amount	2020 Actual Amount	2021 Actual Amount	2022 Amended Budget	2023 Level 2
Fund	<b>100 - General Fund</b> Totals	\$968,081.15	\$478,194.78	\$618,903.38	\$934,562.17	\$1,063,504.91
	Net Grand Totals	\$968,081.15	\$478,194.78	\$618,903.38	\$934,562.17	\$1,063,504.91



# General Fund - Human Resources

Budget Year 2023

Account	Account Description	2019 Actual Amount	2020 Actual Amount	2021 Actual Amount	2022 Amended Budget	2023 Level 2
<b>Fund 100 - General Fund</b>						
<i>Salaries and Wages</i>						
5110.001	Regular Salaries/Wages	74,798.02	72,901.76	116,102.85	160,407.99	163,973.25
5110.002	Holidays	6,314.40	2,920.93	5,384.60	.00	.00
5110.003	Sick Leave	18,581.09	2,453.62	5,327.41	.00	.00
5110.004	Overtime	.00	.00	403.26	.00	.00
5110.010	Temp Wages	.00	6,705.68	.00	.00	.00
<i>Salaries and Wages Totals</i>		<b>\$99,693.51</b>	<b>\$84,981.99</b>	<b>\$127,218.12</b>	<b>\$160,407.99</b>	<b>\$163,973.25</b>
<i>Fringe Benefits</i>						
5120.001	Annual Leave	18,078.48	2,771.62	21,391.34	.00	.00
5120.002	SBS	7,219.45	5,379.31	9,122.03	9,832.92	10,051.63
5120.003	Medicare	1,707.68	1,272.43	2,157.71	2,325.92	2,377.62
5120.004	PERS	30,292.08	23,264.90	27,980.82	42,081.81	36,074.11
5120.005	Health Insurance	45,479.40	26,044.60	37,174.16	57,612.00	26,817.60
5120.006	Life Insurance	20.43	15.86	18.96	28.32	8.04
5120.007	Workmen's Compensation	556.50	759.16	452.82	497.21	491.74
5120.011	PERS on Behalf	.00	.00	12,261.13	.00	3,884.00
<i>Fringe Benefits Totals</i>		<b>\$103,354.02</b>	<b>\$59,507.88</b>	<b>\$110,558.97</b>	<b>\$112,378.18</b>	<b>\$79,704.74</b>
<i>Operating Expenses</i>						
5201.000	Training and Travel	15,513.93	5,840.00	16,255.51	9,000.00	12,900.00
5204.001	Cell Phone Stipend	.00	.00	200.00	300.00	300.00
5206.000	Supplies	3,864.24	1,978.32	1,543.55	2,034.00	5,078.00
5211.000	Data Processing Fees	15,570.00	15,093.96	12,891.96	16,549.00	17,124.00
5211.001	Information Technology Special Projects	1,764.00	.00	.00	.00	.00
5212.000	Contracted/Purchased Serv	118,884.05	89,521.02	53,990.25	77,170.00	56,600.00
5222.000	Postage	.00	26.50	.00	.00	.00
5224.000	Dues & Publications	1,282.98	1,946.90	3,217.45	5,740.00	438.00
5226.000	Advertising	118.95	50.00	2,616.40	500.00	4,000.00
5290.000	Other Expenses	42.46	.00	75.00	100.00	.00
<i>Operating Expenses Totals</i>		<b>\$157,040.61</b>	<b>\$114,456.70</b>	<b>\$90,790.12</b>	<b>\$111,393.00</b>	<b>\$96,440.00</b>
<b>Fund 100 - General Fund Totals</b>		<b>\$360,088.14</b>	<b>\$258,946.57</b>	<b>\$328,567.21</b>	<b>\$384,179.17</b>	<b>\$340,117.99</b>
<b>Net Grand Totals</b>		<b>\$360,088.14</b>	<b>\$258,946.57</b>	<b>\$328,567.21</b>	<b>\$384,179.17</b>	<b>\$340,117.99</b>



# General Fund - Legal

Budget Year 2023

Account	Account Description	2019 Actual Amount	2020 Actual Amount	2021 Actual Amount	2022 Amended Budget	2023 Level 2
<b>Fund 100 - General Fund</b>						
<i>Salaries and Wages</i>						
5110.001	Regular Salaries/Wages	168,504.55	167,748.49	189,169.67	203,269.41	227,140.47
5110.002	Holidays	8,212.16	8,286.16	8,438.49	.00	.00
5110.003	Sick Leave	5,647.47	6,427.49	8,962.44	.00	.00
<i>Salaries and Wages Totals</i>		<b>\$182,364.18</b>	<b>\$182,462.14</b>	<b>\$206,570.60</b>	<b>\$203,269.41</b>	<b>\$227,140.47</b>
<i>Fringe Benefits</i>						
5120.001	Annual Leave	12,220.79	28,886.93	9,184.06	10,293.00	11,602.00
5120.002	SBS	11,386.86	12,593.68	11,965.89	12,917.03	13,586.81
5120.003	Medicare	2,841.78	3,086.32	3,141.47	3,096.66	3,461.77
5120.004	PERS	54,492.18	57,706.45	45,404.91	62,432.47	49,971.04
5120.005	Health Insurance	48,751.15	35,752.60	44,696.77	45,262.56	49,389.36
5120.006	Life Insurance	21.02	22.20	22.20	22.20	22.20
5120.007	Workmen's Compensation	1,077.90	915.43	736.59	691.13	772.30
5120.011	PERS on Behalf	.00	.00	17,800.99	.00	16,005.00
<i>Fringe Benefits Totals</i>		<b>\$130,791.68</b>	<b>\$138,963.61</b>	<b>\$132,952.88</b>	<b>\$134,715.05</b>	<b>\$144,810.48</b>
<i>Operating Expenses</i>						
5201.000	Training and Travel	3,357.97	1,092.52	115.00	7,000.00	6,400.00
5204.000	Telephone	436.30	398.88	323.21	400.00	400.00
5204.001	Cell Phone Stipend	575.00	600.00	600.00	.00	600.00
5206.000	Supplies	1,031.74	442.59	993.98	500.00	500.00
5207.000	Repairs & Maintenance	1,560.00	.00	.00	.00	.00
5211.000	Data Processing Fees	15,570.00	15,093.96	15,723.00	16,549.00	17,124.00
5211.001	Information Technology Special Projects	1,764.00	.00	.00	.00	.00
5221.000	Transportation/Vehicles	825.00	900.00	300.00	.00	.00
5224.000	Dues & Publications	.00	675.00	675.00	675.00	675.00
5225.000	Legal Expenditures	631,661.53	158,468.29	20,446.87	78,000.00	50,000.00
5290.000	Other Expenses	.00	11,965.76	.00	.00	.00
<i>Operating Expenses Totals</i>		<b>\$656,781.54</b>	<b>\$189,637.00</b>	<b>\$39,177.06</b>	<b>\$103,124.00</b>	<b>\$75,699.00</b>
<b>Fund 100 - General Fund Totals</b>		<b>\$969,937.40</b>	<b>\$511,062.75</b>	<b>\$378,700.54</b>	<b>\$441,108.46</b>	<b>\$447,649.95</b>
<b>Net Grand Totals</b>		<b>\$969,937.40</b>	<b>\$511,062.75</b>	<b>\$378,700.54</b>	<b>\$441,108.46</b>	<b>\$447,649.95</b>





# General Fund - Clerk

Budget Year 2023

Account	Account Description	2019 Actual Amount	2020 Actual Amount	2021 Actual Amount	2022 Amended Budget	2023 Level 2
<b>Fund 100 - General Fund</b>						
<i>Salaries and Wages</i>						
5110.001	Regular Salaries/Wages	141,021.44	146,617.89	151,256.24	161,543.34	224,470.44
5110.002	Holidays	1,487.60	1,869.88	1,571.60	.00	.00
5110.003	Sick Leave	1,704.64	741.60	1,028.80	.00	.00
5110.010	Temp Wages	1,444.78	6,044.50	12,302.50	17,500.00	20,000.00
<i>Salaries and Wages Totals</i>		<b>\$145,658.46</b>	<b>\$155,273.87</b>	<b>\$166,159.14</b>	<b>\$179,043.34</b>	<b>\$244,470.44</b>
<i>Fringe Benefits</i>						
5120.001	Annual Leave	14,564.72	11,871.64	11,144.16	6,302.00	6,088.00
5120.002	SBS	9,913.61	10,331.84	10,937.61	11,416.86	15,395.95
5120.003	Medicare	2,345.00	2,443.92	2,587.22	2,700.56	3,641.81
5120.004	PERS	44,077.89	46,244.19	34,722.40	49,041.57	49,383.54
5120.005	Health Insurance	52,119.50	44,224.70	49,646.20	55,988.40	51,943.44
5120.006	Life Insurance	28.71	28.32	26.82	28.32	30.24
5120.007	Workmen's Compensation	815.92	772.83	606.59	557.87	735.19
5120.008	Unemployment	.00	.00	529.79	.00	.00
5120.011	PERS on Behalf	.00	.00	13,613.51	.00	16,148.00
<i>Fringe Benefits Totals</i>		<b>\$123,865.35</b>	<b>\$115,917.44</b>	<b>\$123,814.30</b>	<b>\$126,035.58</b>	<b>\$143,366.17</b>
<i>Operating Expenses</i>						
5201.000	Training and Travel	9,762.34	4,355.55	532.00	10,475.00	10,475.00
5204.000	Telephone	407.55	398.88	323.21	400.00	400.00
5204.001	Cell Phone Stipend	300.00	300.00	325.00	300.00	1,200.00
5206.000	Supplies	6,345.59	8,367.05	13,818.85	8,500.00	9,500.00
5207.000	Repairs & Maintenance	1,560.00	.00	.00	.00	.00
5211.000	Data Processing Fees	24,497.04	51,132.96	33,168.96	44,253.00	45,737.00
5211.001	Information Technology Special Projects	3,087.00	.00	.00	.00	.00
5212.000	Contracted/Purchased Serv	27,674.50	27,904.43	28,436.98	29,300.00	31,968.00
5221.000	Transportation/Vehicles	900.00	900.00	600.00	900.00	.00
5222.000	Postage	.00	28.00	.00	150.00	150.00
5223.000	Tools & Small Equipment	.00	3,999.84	.00	.00	.00
5224.000	Dues & Publications	4,982.35	4,652.65	3,649.92	8,215.00	6,390.00
5226.000	Advertising	39,894.75	41,476.48	33,694.95	40,000.00	40,000.00
5227.001	Rent-Buildings	15,163.95	15,559.75	16,016.15	15,700.00	12,444.00
5290.000	Other Expenses	183.68	84.31	272.93	.00	.00
<i>Operating Expenses Totals</i>		<b>\$134,758.75</b>	<b>\$159,159.90</b>	<b>\$130,838.95</b>	<b>\$158,193.00</b>	<b>\$158,264.00</b>



# General Fund - Clerk

Budget Year 2023

Account	Account Description	2019 Actual Amount	2020 Actual Amount	2021 Actual Amount	2022 Amended Budget	2023 Level 2
Fund	<b>100 - General Fund</b> Totals	\$404,282.56	\$430,351.21	\$420,812.39	\$463,271.92	\$546,100.61
	Net Grand Totals	\$404,282.56	\$430,351.21	\$420,812.39	\$463,271.92	\$546,100.61



# General Fund - Finance

Budget Year 2023

Account	Account Description	2019 Actual Amount	2020 Actual Amount	2021 Actual Amount	2022 Amended Budget	2023 Level 2
<b>Fund 100 - General Fund</b>						
<i>Salaries and Wages</i>						
5110.001	Regular Salaries/Wages	746,279.00	807,559.64	811,137.06	1,074,100.32	1,178,378.36
5110.002	Holidays	36,819.58	37,155.47	42,426.85	.00	.00
5110.003	Sick Leave	34,428.19	31,625.13	46,705.80	.00	.00
5110.004	Overtime	172.51	373.88	5,554.82	.00	.00
5110.010	Temp Wages	4,594.25	21,112.70	32,565.00	20,000.00	10,000.00
<i>Salaries and Wages Totals</i>		<b>\$822,293.53</b>	<b>\$897,826.82</b>	<b>\$938,389.53</b>	<b>\$1,094,100.32</b>	<b>\$1,188,378.36</b>
<i>Fringe Benefits</i>						
5120.001	Annual Leave	64,820.38	77,389.86	76,041.61	39,478.00	42,442.00
5120.002	SBS	53,918.96	59,780.69	61,448.37	69,506.41	75,468.12
5120.003	Medicare	12,864.73	14,140.60	14,707.36	16,441.20	17,851.26
5120.004	PERS	243,745.44	271,767.99	199,436.30	316,268.22	259,243.01
5120.005	Health Insurance	214,492.04	228,344.25	297,735.90	359,917.38	412,595.76
5120.006	Life Insurance	158.07	162.25	165.95	167.64	173.76
5120.007	Workmen's Compensation	4,445.99	4,432.74	3,338.29	3,392.80	3,565.42
5120.011	PERS on Behalf	.00	.00	80,898.18	.00	81,241.00
<i>Fringe Benefits Totals</i>		<b>\$594,445.61</b>	<b>\$656,018.38</b>	<b>\$733,771.96</b>	<b>\$805,171.65</b>	<b>\$892,580.33</b>
<i>Operating Expenses</i>						
5201.000	Training and Travel	11,967.57	6,907.91	.00	18,100.00	20,650.00
5204.000	Telephone	(120.00)	(120.00)	(10.00)	.00	.00
5204.001	Cell Phone Stipend	.00	.00	203.23	300.00	600.00
5206.000	Supplies	9,353.77	8,038.07	13,128.72	14,000.00	10,000.00
5207.000	Repairs & Maintenance	12.97	.00	.00	.00	.00
5211.000	Data Processing Fees	134,160.96	137,039.04	154,638.96	151,207.00	203,419.00
5211.001	Information Technology Special Projects	31,758.00	.00	.00	.00	.00
5212.000	Contracted/Purchased Serv	110,155.99	117,940.87	113,584.97	118,146.00	144,943.00
5214.000	Interdepartment Services	.00	.00	1,009.78	.00	.00
5221.000	Transportation/Vehicles	106.82	.00	.00	.00	.00
5222.000	Postage	50.20	648.85	14.30	500.00	500.00
5223.000	Tools & Small Equipment	817.99	129.00	.00	500.00	500.00
5224.000	Dues & Publications	378.69	225.00	395.00	415.00	715.00
5225.000	Legal Expenditures	.00	30.00	.00	.00	.00
5226.000	Advertising	937.85	6,408.15	5,805.48	6,300.00	6,300.00
5229.000	Investment Expenses	81,099.85	84,305.84	77,284.74	85,200.00	85,200.00



# General Fund - Finance

Budget Year 2023

Account	Account Description	2019 Actual Amount	2020 Actual Amount	2021 Actual Amount	2022 Amended Budget	2023 Level 2
<b>Fund 100 - General Fund</b>						
<i>Operating Expenses</i>						
5265.000	ARSSTC Fees	.00	189.34	126,188.11	98,808.00	160,000.00
5290.000	Other Expenses	1,543.43	920.00	1,502.33	900.00	900.00
<i>Operating Expenses Totals</i>		<b>\$382,224.09</b>	<b>\$362,662.07</b>	<b>\$493,745.62</b>	<b>\$494,376.00</b>	<b>\$633,727.00</b>
<b>Fund 100 - General Fund Totals</b>		<b>\$1,798,963.23</b>	<b>\$1,916,507.27</b>	<b>\$2,165,907.11</b>	<b>\$2,393,647.97</b>	<b>\$2,714,685.69</b>
<b>Net Grand Totals</b>		<b>\$1,798,963.23</b>	<b>\$1,916,507.27</b>	<b>\$2,165,907.11</b>	<b>\$2,393,647.97</b>	<b>\$2,714,685.69</b>



# General Fund - Assessing

Budget Year 2023

Account	Account Description	2019 Actual Amount	2020 Actual Amount	2021 Actual Amount	2022 Amended Budget	2023 Level 2
<b>Fund 100 - General Fund</b>						
<i>Salaries and Wages</i>						
5110.001	Regular Salaries/Wages	161,509.41	164,605.84	180,742.00	198,728.01	213,025.59
5110.002	Holidays	8,897.04	8,037.56	8,845.40	.00	.00
5110.003	Sick Leave	12,446.62	7,619.53	4,879.99	.00	.00
5110.010	Temp Wages	.00	.00	1,600.00	.00	.00
<i>Salaries and Wages Totals</i>		<b>\$182,853.07</b>	<b>\$180,262.93</b>	<b>\$196,067.39</b>	<b>\$198,728.01</b>	<b>\$213,025.59</b>
<i>Fringe Benefits</i>						
5120.001	Annual Leave	18,276.06	21,791.37	5,985.28	6,445.00	7,008.00
5120.002	SBS	12,421.29	12,423.41	12,386.06	12,577.25	13,487.95
5120.003	Medicare	2,938.11	2,938.68	2,929.76	2,975.01	3,190.49
5120.004	PERS	56,324.78	55,830.20	42,180.77	60,653.12	46,865.69
5120.005	Health Insurance	59,976.19	43,024.64	56,834.14	57,553.56	62,803.92
5120.006	Life Insurance	29.06	26.89	29.57	30.24	30.24
5120.007	Workmen's Compensation	1,033.39	885.05	681.54	615.96	639.18
5120.008	Unemployment	.00	1,850.00	5,902.53	.00	.00
5120.011	PERS on Behalf	.00	.00	16,538.49	.00	15,335.00
<i>Fringe Benefits Totals</i>		<b>\$150,998.88</b>	<b>\$138,770.24</b>	<b>\$143,468.14</b>	<b>\$140,850.14</b>	<b>\$149,360.47</b>
<i>Operating Expenses</i>						
5201.000	Training and Travel	8,173.45	8,377.79	10,404.31	4,750.00	4,750.00
5204.000	Telephone	795.26	797.76	646.42	798.00	798.00
5204.001	Cell Phone Stipend	600.00	312.10	.00	600.00	600.00
5206.000	Supplies	825.59	440.53	739.74	1,500.00	1,500.00
5207.000	Repairs & Maintenance	68.29	52.50	.00	1,000.00	1,000.00
5211.000	Data Processing Fees	37,316.04	34,205.04	36,161.04	38,846.00	31,387.00
5211.001	Information Technology Special Projects	12,351.00	.00	.00	.00	.00
5212.000	Contracted/Purchased Serv	22,551.14	29,334.68	20,558.65	38,000.00	30,800.00
5214.000	Interdepartment Services	637.99	.00	.00	.00	.00
5221.000	Transportation/Vehicles	4,671.38	3,775.91	3,552.56	3,803.00	3,471.00
5222.000	Postage	1,154.45	14.35	1,896.80	2,900.00	2,900.00
5223.000	Tools & Small Equipment	893.93	541.82	.00	1,500.00	1,500.00
5224.000	Dues & Publications	2,449.35	3,031.85	612.05	4,400.00	2,325.00
5226.000	Advertising	457.55	2,340.25	613.85	600.00	600.00
5290.000	Other Expenses	831.05	.00	.00	.00	.00
<i>Operating Expenses Totals</i>		<b>\$93,776.47</b>	<b>\$83,224.58</b>	<b>\$75,185.42</b>	<b>\$98,697.00</b>	<b>\$81,631.00</b>



# General Fund - Assessing

Budget Year 2023

Account	Account Description	2019 Actual Amount	2020 Actual Amount	2021 Actual Amount	2022 Amended Budget	2023 Level 2
Fund	<b>100 - General Fund</b> Totals	\$427,628.42	\$402,257.75	\$414,720.95	\$438,275.15	\$444,017.06
	Net Grand Totals	\$427,628.42	\$402,257.75	\$414,720.95	\$438,275.15	\$444,017.06



# General Fund - Planning

Budget Year 2023

Account	Account Description	2019 Actual Amount	2020 Actual Amount	2021 Actual Amount	2022 Amended Budget	2023 Level 2
<b>Fund 100 - General Fund</b>						
<i>Salaries and Wages</i>						
5110.001	Regular Salaries/Wages	36,303.52	90,733.86	130,588.54	142,706.97	304,004.97
5110.002	Holidays	797.84	2,791.96	4,227.52	.00	.00
5110.003	Sick Leave	1,385.53	426.24	740.19	.00	.00
5110.004	Overtime	69.00	.00	.00	.00	.00
5110.010	Temp Wages	50,045.35	51,930.50	1,610.00	.00	.00
<i>Salaries and Wages Totals</i>		<b>\$88,601.24</b>	<b>\$145,882.56</b>	<b>\$137,166.25</b>	<b>\$142,706.97</b>	<b>\$304,004.97</b>
<i>Fringe Benefits</i>						
5120.001	Annual Leave	6,904.03	1,845.64	3,646.64	4,500.00	10,041.00
5120.002	SBS	5,856.01	9,057.15	8,650.16	9,023.79	19,250.92
5120.003	Medicare	1,385.20	2,142.42	2,046.15	2,134.50	4,553.67
5120.004	PERS	11,135.69	27,498.85	29,291.64	39,423.42	66,880.99
5120.005	Health Insurance	10,776.58	21,092.50	33,994.28	35,306.16	99,641.04
5120.006	Life Insurance	6.57	16.17	21.53	22.20	22.20
5120.007	Workmen's Compensation	450.61	678.76	479.92	442.40	912.19
5120.011	PERS on Behalf	.00	.00	11,485.03	.00	11,020.00
<i>Fringe Benefits Totals</i>		<b>\$36,514.69</b>	<b>\$62,331.49</b>	<b>\$89,615.35</b>	<b>\$90,852.47</b>	<b>\$212,322.01</b>
<i>Operating Expenses</i>						
5201.000	Training and Travel	6,139.23	1,734.31	8,668.53	9,000.00	8,500.00
5204.001	Cell Phone Stipend	25.00	25.00	300.00	600.00	600.00
5206.000	Supplies	989.61	1,238.83	468.57	1,500.00	1,000.00
5207.000	Repairs & Maintenance	68.29	593.29	.00	820.00	850.00
5211.000	Data Processing Fees	18,087.00	17,406.96	18,237.96	19,214.00	34,247.00
5211.001	Information Technology Special Projects	9,705.00	.00	.00	.00	.00
5212.000	Contracted/Purchased Serv	41,243.65	6,900.00	6,900.00	16,500.00	17,500.00
5222.000	Postage	35.93	40.55	52.03	250.00	250.00
5223.000	Tools & Small Equipment	.00	.00	.00	.00	1,000.00
5224.000	Dues & Publications	195.00	100.00	100.00	760.00	760.00
5226.000	Advertising	3,032.35	4,576.65	1,185.34	750.00	500.00
5290.000	Other Expenses	283.96	100.00	562.77	.00	.00
<i>Operating Expenses Totals</i>		<b>\$79,805.02</b>	<b>\$32,715.59</b>	<b>\$36,475.20</b>	<b>\$49,394.00</b>	<b>\$65,207.00</b>
<b>Fund 100 - General Fund Totals</b>		<b>\$204,920.95</b>	<b>\$240,929.64</b>	<b>\$263,256.80</b>	<b>\$282,953.44</b>	<b>\$581,533.98</b>
<b>Net Grand Totals</b>		<b>\$204,920.95</b>	<b>\$240,929.64</b>	<b>\$263,256.80</b>	<b>\$282,953.44</b>	<b>\$581,533.98</b>



# General Fund - 100 Lincoln Street

Budget Year 2023

Account	Account Description	2019 Actual Amount	2020 Actual Amount	2021 Actual Amount	2022 Amended Budget	2023 Level 2
<b>Fund 100 - General Fund</b>						
<i>Operating Expenses</i>						
5203.001	Electric	52,553.35	52,780.43	55,524.33	52,000.00	52,000.00
5205.000	Insurance	78,910.29	114,410.88	161,552.35	176,500.00	185,725.00
5206.000	Supplies	10,189.42	11,149.98	11,737.53	11,150.00	11,930.00
5207.000	Repairs & Maintenance	2,622.12	2,000.00	198.41	2,110.00	2,650.00
5208.000	Bldg Repair & Maint	35,325.00	37,932.11	75,515.00	88,517.00	122,416.00
5212.000	Contracted/Purchased Serv	35,042.25	34,698.30	36,908.21	35,160.00	38,640.00
5221.000	Transportation/Vehicles	3,451.94	3,295.23	3,067.40	4,419.00	4,365.00
5222.000	Postage	21,110.83	20,902.17	20,250.94	24,000.00	24,000.00
5223.000	Tools & Small Equipment	113.36	.00	.00	.00	.00
5227.002	Rent-Equipment	6,470.60	6,294.24	6,317.88	6,318.00	6,320.00
5231.000	Credit Card Expense	65,410.48	67,827.33	69,629.72	70,000.00	70,000.00
5290.000	Other Expenses	293.42	.00	.00	.00	.00
<i>Operating Expenses Totals</i>		<b>\$311,493.06</b>	<b>\$351,290.67</b>	<b>\$440,701.77</b>	<b>\$470,174.00</b>	<b>\$518,046.00</b>
<b>Fund 100 - General Fund Totals</b>		<b>\$311,493.06</b>	<b>\$351,290.67</b>	<b>\$440,701.77</b>	<b>\$470,174.00</b>	<b>\$518,046.00</b>
<b>Net Grand Totals</b>		<b>\$311,493.06</b>	<b>\$351,290.67</b>	<b>\$440,701.77</b>	<b>\$470,174.00</b>	<b>\$518,046.00</b>





# General Fund - 304 Lake Street

Budget Year 2023

Account	Account Description	2019 Actual Amount	2020 Actual Amount	2021 Actual Amount	2022 Amended Budget	2023 Level 2
<b>Fund 100 - General Fund</b>						
<i>Operating Expenses</i>						
5203.001	Electric	63,878.14	66,045.89	64,193.13	70,000.00	80,000.00
5203.005	Heating Fuel	528.29	.00	.00	1,000.00	.00
5203.006	Interruptable electric	27,949.35	28,735.21	16,142.62	25,000.00	25,000.00
5204.000	Telephone	1,714.72	1,787.97	450.44	608.00	608.00
5208.000	Bldg Repair & Maint	44,820.27	54,978.92	61,812.00	67,797.00	93,274.00
5212.000	Contracted/Purchased Serv	53,385.72	53,385.72	53,385.72	54,984.00	56,052.00
<i>Operating Expenses Totals</i>		<b>\$192,276.49</b>	<b>\$204,933.71</b>	<b>\$195,983.91</b>	<b>\$219,389.00</b>	<b>\$254,934.00</b>
<b>Fund 100 - General Fund Totals</b>		<b>\$192,276.49</b>	<b>\$204,933.71</b>	<b>\$195,983.91</b>	<b>\$219,389.00</b>	<b>\$254,934.00</b>
<b>Net Grand Totals</b>		<b>\$192,276.49</b>	<b>\$204,933.71</b>	<b>\$195,983.91</b>	<b>\$219,389.00</b>	<b>\$254,934.00</b>



# General Fund - Donations and Non-Profit Support

Budget Year 2023

Account	Account Description	2019 Actual Amount	2020 Actual Amount	2021 Actual Amount	2022 Amended Budget	2023 Level 2
<b>Fund 100 - General Fund</b>						
<i>Operating Expenses</i>						
5212.001	Sitka Historical Contract	97,200.00	97,200.00	97,200.00	97,200.00	97,200.00
5212.002	SEDA Contract	63,000.00	63,000.00	63,000.00	63,000.00	63,000.00
5228.000	Donations	128,000.00	115,260.00	112,933.00	125,000.00	125,000.00
5228.001	Pass through grants	18,196.34	40,636.90	.00	47,886.53	60,000.00
5290.000	Other Expenses	200.00	.00	100.00	.00	.00
<i>Operating Expenses Totals</i>		<b>\$306,596.34</b>	<b>\$316,096.90</b>	<b>\$273,233.00</b>	<b>\$333,086.53</b>	<b>\$345,200.00</b>
<b>Fund 100 - General Fund Totals</b>		<b>\$306,596.34</b>	<b>\$316,096.90</b>	<b>\$273,233.00</b>	<b>\$333,086.53</b>	<b>\$345,200.00</b>
<b>Net Grand Totals</b>		<b>\$306,596.34</b>	<b>\$316,096.90</b>	<b>\$273,233.00</b>	<b>\$333,086.53</b>	<b>\$345,200.00</b>



# General Fund - Police Department

Budget Year 2023

Account	Account Description	2019 Actual Amount	2020 Actual Amount	2021 Actual Amount	2022 Amended Budget	2023 Level 2
<b>Fund 100 - General Fund</b>						
<i>Salaries and Wages</i>						
5110.001	Regular Salaries/Wages	1,339,436.59	1,150,891.08	1,425,821.22	2,005,236.07	2,301,657.06
5110.002	Holidays	79,786.40	70,949.68	85,061.08	.00	.00
5110.003	Sick Leave	14,697.70	9,999.16	6,458.39	.00	.00
5110.004	Overtime	339,798.39	258,644.69	189,399.40	224,796.00	224,796.00
5110.010	Temp Wages	49,376.90	321,764.38	327,959.24	31,774.00	.00
<i>Salaries and Wages Totals</i>		<b>\$1,823,095.98</b>	<b>\$1,812,248.99</b>	<b>\$2,034,699.33</b>	<b>\$2,261,806.07</b>	<b>\$2,526,453.06</b>
<i>Fringe Benefits</i>						
5120.001	Annual Leave	178,218.21	118,732.02	131,346.13	106,881.90	116,983.00
5120.002	SBS	122,852.10	118,534.36	130,217.25	135,738.55	155,475.60
5120.003	Medicare	29,059.67	28,038.34	31,440.05	33,911.35	38,355.91
5120.004	PERS	531,150.78	452,804.52	373,924.58	559,480.74	491,800.46
5120.005	Health Insurance	622,623.29	409,083.89	645,604.09	773,370.48	872,588.64
5120.006	Life Insurance	308.64	266.28	323.53	276.60	290.76
5120.007	Workmen's Compensation	80,715.99	81,713.93	73,744.73	72,157.58	82,776.39
5120.008	Unemployment	113.28	(140.82)	.00	.00	.00
5120.011	PERS on Behalf	.00	.00	151,231.99	.00	137,150.00
<i>Fringe Benefits Totals</i>		<b>\$1,565,041.96</b>	<b>\$1,209,032.52</b>	<b>\$1,537,832.35</b>	<b>\$1,681,817.20</b>	<b>\$1,895,420.76</b>
<i>Operating Expenses</i>						
5201.000	Training and Travel	77,675.21	28,540.81	18,437.49	60,300.00	63,061.00
5202.000	Uniforms	18,319.30	21,730.48	25,117.12	27,800.00	29,150.00
5203.001	Electric	11,595.82	9,356.87	9,200.21	11,000.00	11,000.00
5203.005	Heating Fuel	11,222.34	9,412.25	6,547.79	7,000.00	.00
5204.000	Telephone	86,317.10	67,589.94	64,079.60	106,395.00	60,620.00
5204.001	Cell Phone Stipend	1,000.00	900.00	2,129.03	4,500.00	4,800.00
5205.000	Insurance	63,636.96	90,717.74	128,597.09	140,000.00	144,950.00
5206.000	Supplies	38,575.72	30,334.62	27,694.08	50,500.00	51,408.00
5207.000	Repairs & Maintenance	3,897.86	6,128.47	305.39	9,300.00	11,306.00
5208.000	Bldg Repair & Maint	23,440.92	17,927.25	17,124.00	15,597.00	17,923.00
5211.000	Data Processing Fees	208,835.04	445,826.04	448,677.96	274,189.00	197,027.00
5211.001	Information Technology Special Projects	111,168.00	30,000.00	.00	.00	.00
5212.000	Contracted/Purchased Serv	74,972.59	48,696.60	42,041.14	76,420.00	80,800.00
5221.000	Transportation/Vehicles	141,621.24	103,138.86	142,440.56	153,027.00	146,800.00
5222.000	Postage	4,059.57	3,310.43	5,422.95	4,000.00	4,500.00



# General Fund - Police Department

Budget Year 2023

Account	Account Description	2019 Actual Amount	2020 Actual Amount	2021 Actual Amount	2022 Amended Budget	2023 Level 2
<b>Fund 100 - General Fund</b>						
<i>Operating Expenses</i>						
5223.000	Tools & Small Equipment	18,245.64	21,043.10	21,844.73	25,500.00	25,727.00
5224.000	Dues & Publications	2,486.97	1,040.06	1,584.92	2,700.00	2,723.00
5226.000	Advertising	4,578.60	3,172.40	1,341.20	5,600.00	5,600.00
5227.001	Rent-Buildings	14,100.00	14,172.00	12,333.68	11,460.00	11,460.00
5227.002	Rent-Equipment	.00	.00	350.94	600.00	600.00
5290.000	Other Expenses	42,879.32	28,734.54	41,747.22	54,500.00	55,500.00
<i>Operating Expenses Totals</i>		<b>\$958,628.20</b>	<b>\$981,772.46</b>	<b>\$1,017,017.10</b>	<b>\$1,040,388.00</b>	<b>\$924,955.00</b>
<b>Fund 100 - General Fund Totals</b>		<b>\$4,346,766.14</b>	<b>\$4,003,053.97</b>	<b>\$4,589,548.78</b>	<b>\$4,984,011.27</b>	<b>\$5,346,828.82</b>
<b>Net Grand Totals</b>		<b>\$4,346,766.14</b>	<b>\$4,003,053.97</b>	<b>\$4,589,548.78</b>	<b>\$4,984,011.27</b>	<b>\$5,346,828.82</b>



# General Fund - Fire

Budget Year 2023

Account	Account Description	2019 Actual Amount	2020 Actual Amount	2021 Actual Amount	2022 Amended Budget	2023 Level 2
<b>Fund 100 - General Fund</b>						
<i>Salaries and Wages</i>						
5110.001	Regular Salaries/Wages	471,535.99	479,440.08	433,799.20	608,017.32	720,414.72
5110.002	Holidays	20,397.40	23,109.94	23,815.32	.00	.00
5110.003	Sick Leave	12,591.41	14,586.34	10,347.36	.00	.00
5110.004	Overtime	91,367.63	115,960.99	119,884.44	95,066.00	95,066.00
5110.010	Temp Wages	38,528.00	60,088.50	66,515.71	79,980.00	99,960.00
<i>Salaries and Wages Totals</i>		<b>\$634,420.43</b>	<b>\$693,185.85</b>	<b>\$654,362.03</b>	<b>\$783,063.32</b>	<b>\$915,440.72</b>
<i>Fringe Benefits</i>						
5120.001	Annual Leave	52,649.29	60,127.25	47,990.82	25,381.00	26,015.00
5120.002	SBS	43,481.50	47,591.58	44,071.60	48,332.93	57,711.19
5120.003	Medicare	10,282.78	11,257.36	10,425.00	11,432.76	13,651.11
5120.004	PERS	178,031.13	192,215.17	130,302.50	220,469.62	179,406.02
5120.005	Health Insurance	146,444.34	117,765.27	166,513.87	177,921.60	218,437.44
5120.006	Life Insurance	94.92	92.58	78.40	80.76	102.96
5120.007	Workmen's Compensation	42,599.21	44,450.99	32,073.52	33,041.35	41,835.56
5120.008	Unemployment	2,366.34	.00	48.46	.00	.00
5120.011	PERS on Behalf	.00	.00	52,677.58	.00	52,996.00
<i>Fringe Benefits Totals</i>		<b>\$475,949.51</b>	<b>\$473,500.20</b>	<b>\$484,181.75</b>	<b>\$516,660.02</b>	<b>\$590,155.28</b>
<i>Operating Expenses</i>						
5201.000	Training and Travel	25,413.54	12,139.94	12,423.46	34,500.00	44,500.00
5202.000	Uniforms	2,955.70	2,264.99	2,736.98	2,700.00	3,500.00
5203.001	Electric	41,566.53	39,440.80	41,095.38	40,000.00	40,000.00
5203.005	Heating Fuel	14,766.60	14,171.88	12,816.86	15,000.00	15,000.00
5204.001	Cell Phone Stipend	300.00	300.00	300.00	.00	600.00
5205.000	Insurance	43,496.15	51,921.68	70,881.40	69,200.00	72,970.00
5206.000	Supplies	22,621.48	21,024.15	12,501.45	25,500.00	26,000.00
5207.000	Repairs & Maintenance	5,795.75	5,906.36	4,258.93	10,500.00	10,500.00
5208.000	Bldg Repair & Maint	46,510.83	37,123.40	28,060.00	24,241.00	38,447.00
5211.000	Data Processing Fees	82,883.04	89,894.04	100,538.04	96,443.00	135,500.00
5211.001	Information Technology Special Projects	9,702.00	15,000.00	.00	.00	.00
5212.000	Contracted/Purchased Serv	2,575.00	9,960.00	26,488.91	46,750.00	46,750.00
5221.000	Transportation/Vehicles	164,505.97	212,113.22	202,277.82	210,278.00	195,297.00
5222.000	Postage	263.44	103.40	552.02	500.00	1,500.00
5223.000	Tools & Small Equipment	62,787.03	66,492.31	43,294.75	75,136.05	54,400.00



# General Fund - Fire

Budget Year 2023

Account	Account Description	2019 Actual Amount	2020 Actual Amount	2021 Actual Amount	2022 Amended Budget	2023 Level 2
<b>Fund 100 - General Fund</b>						
<i>Operating Expenses</i>						
5224.000	Dues & Publications	695.00	910.00	1,060.00	2,350.00	4,000.00
5226.000	Advertising	428.30	1,200.55	2,654.70	750.00	750.00
5290.000	Other Expenses	46,943.70	48,810.21	16,327.79	.00	.00
<i>Operating Expenses Totals</i>		\$574,210.06	\$628,776.93	\$578,268.49	\$653,848.05	\$689,714.00
<b>Fund 100 - General Fund Totals</b>		\$1,684,580.00	\$1,795,462.98	\$1,716,812.27	\$1,953,571.39	\$2,195,310.00
<b>Net Grand Totals</b>		\$1,684,580.00	\$1,795,462.98	\$1,716,812.27	\$1,953,571.39	\$2,195,310.00



# General Fund - Ambulance

Budget Year 2023

Account	Account Description	2019 Actual Amount	2020 Actual Amount	2021 Actual Amount	2022 Amended Budget	2023 Level 2
<b>Fund 100 - General Fund</b>						
<i>Salaries and Wages</i>						
5110.001	Regular Salaries/Wages	66,618.70	68,817.83	73,135.18	100,524.84	107,764.02
5110.002	Holidays	3,598.88	2,968.14	3,763.72	.00	.00
5110.003	Sick Leave	5,895.40	.00	2,618.24	.00	.00
5110.004	Overtime	6,891.29	8,583.56	6,167.21	20,000.00	20,000.00
5110.010	Temp Wages	.00	.00	.00	5,000.00	5,000.00
<i>Salaries and Wages Totals</i>		<b>\$83,004.27</b>	<b>\$80,369.53</b>	<b>\$85,684.35</b>	<b>\$125,524.84</b>	<b>\$132,764.02</b>
<i>Fringe Benefits</i>						
5120.001	Annual Leave	7,215.68	11,391.24	7,036.52	3,330.00	5,699.00
5120.002	SBS	5,530.49	5,624.94	5,683.76	7,898.89	8,487.67
5120.003	Medicare	1,308.18	1,330.54	1,344.45	1,868.40	2,007.72
5120.004	PERS	25,353.39	26,437.43	19,511.99	26,515.34	28,108.10
5120.005	Health Insurance	30,693.94	26,044.60	32,560.24	32,972.40	35,980.56
5120.006	Life Insurance	14.16	14.16	14.16	14.16	14.16
5120.007	Workmen's Compensation	5,539.51	5,423.35	4,209.58	5,579.35	6,327.86
5120.011	PERS on Behalf	.00	.00	7,686.93	.00	8,440.00
<i>Fringe Benefits Totals</i>		<b>\$75,655.35</b>	<b>\$76,266.26</b>	<b>\$78,047.63</b>	<b>\$78,178.54</b>	<b>\$95,065.07</b>
<i>Operating Expenses</i>						
5201.000	Training and Travel	13,989.73	13,075.63	4,767.38	33,515.00	31,000.00
5202.000	Uniforms	980.57	1,954.54	1,170.66	3,500.00	3,500.00
5204.000	Telephone	1,202.70	1,491.84	1,668.00	1,600.00	1,600.00
5204.001	Cell Phone Stipend	.00	.00	.00	.00	300.00
5206.000	Supplies	18,348.86	24,989.79	29,165.52	46,974.86	39,500.00
5207.000	Repairs & Maintenance	.00	.00	.00	2,500.00	2,500.00
5212.000	Contracted/Purchased Serv	16,484.64	19,707.64	21,958.25	26,800.00	28,000.00
5221.000	Transportation/Vehicles	76,187.95	81,454.91	78,918.27	82,224.00	108,816.00
5222.000	Postage	285.05	268.05	44.55	500.00	500.00
5223.000	Tools & Small Equipment	2,224.40	3,181.25	7,644.05	14,182.56	14,300.00
5224.000	Dues & Publications	.00	.00	.00	150.00	150.00
5290.000	Other Expenses	1,159.33	180.00	323.99	.00	.00
<i>Operating Expenses Totals</i>		<b>\$130,863.23</b>	<b>\$146,303.65</b>	<b>\$145,660.67</b>	<b>\$211,946.42</b>	<b>\$230,166.00</b>
<b>Fund 100 - General Fund Totals</b>		<b>\$289,522.85</b>	<b>\$302,939.44</b>	<b>\$309,392.65</b>	<b>\$415,649.80</b>	<b>\$457,995.09</b>
<b>Net Grand Totals</b>		<b>\$289,522.85</b>	<b>\$302,939.44</b>	<b>\$309,392.65</b>	<b>\$415,649.80</b>	<b>\$457,995.09</b>



# General Fund - Search and Rescue

Budget Year 2023

Account	Account Description	2019 Actual Amount	2020 Actual Amount	2021 Actual Amount	2022 Amended Budget	2023 Level 2
<b>Fund 100 - General Fund</b>						
<i>Salaries and Wages</i>						
5110.010	Temp Wages	6,300.00	5,500.00	6,500.00	5,000.00	5,000.00
<i>Salaries and Wages Totals</i>		<b>\$6,300.00</b>	<b>\$5,500.00</b>	<b>\$6,500.00</b>	<b>\$5,000.00</b>	<b>\$5,000.00</b>
<i>Fringe Benefits</i>						
5120.002	SBS	390.66	337.26	634.64	306.50	306.50
5120.003	Medicare	92.43	79.78	150.05	72.50	72.50
5120.007	Workmen's Compensation	313.17	323.84	474.78	216.50	228.50
<i>Fringe Benefits Totals</i>		<b>\$796.26</b>	<b>\$740.88</b>	<b>\$1,259.47</b>	<b>\$595.50</b>	<b>\$607.50</b>
<i>Operating Expenses</i>						
5201.000	Training and Travel	2,948.79	.00	8,270.00	14,500.00	16,000.00
5204.000	Telephone	1,626.17	1,658.07	1,658.48	1,600.00	1,600.00
5206.000	Supplies	3,939.10	4,093.74	4,132.98	5,000.00	5,000.00
5207.000	Repairs & Maintenance	.00	.00	.00	1,350.00	1,500.00
5212.000	Contracted/Purchased Serv	3,153.98	3,250.00	4,010.00	2,100.00	2,100.00
5221.000	Transportation/Vehicles	458.99	244.00	144.00	1,148.00	1,000.00
5223.000	Tools & Small Equipment	5,224.20	3,539.97	1,716.22	4,600.00	4,000.00
5224.000	Dues & Publications	645.00	715.00	775.00	1,200.00	1,200.00
5290.000	Other Expenses	1,285.26	6,216.76	97.00	.00	.00
<i>Operating Expenses Totals</i>		<b>\$19,281.49</b>	<b>\$19,717.54</b>	<b>\$20,803.68</b>	<b>\$31,498.00</b>	<b>\$32,400.00</b>
<b>Fund 100 - General Fund Totals</b>		<b>\$26,377.75</b>	<b>\$25,958.42</b>	<b>\$28,563.15</b>	<b>\$37,093.50</b>	<b>\$38,007.50</b>
<b>Net Grand Totals</b>		<b>\$26,377.75</b>	<b>\$25,958.42</b>	<b>\$28,563.15</b>	<b>\$37,093.50</b>	<b>\$38,007.50</b>





# General Fund - Public Works Administration

Budget Year 2023

Account	Account Description	2019 Actual Amount	2020 Actual Amount	2021 Actual Amount	2022 Amended Budget	2023 Level 2
<b>Fund 100 - General Fund</b>						
<i>Salaries and Wages</i>						
5110.001	Regular Salaries/Wages	257,451.76	281,820.77	297,427.55	348,155.73	487,374.43
5110.002	Holidays	13,871.45	12,172.28	12,757.79	.00	.00
5110.003	Sick Leave	20,829.82	10,640.69	10,661.86	.00	.00
5110.004	Overtime	.00	.00	.00	1,000.01	1,000.01
5110.010	Temp Wages	4,785.00	.00	.00	1,000.00	1,000.00
<i>Salaries and Wages Totals</i>		<b>\$296,938.03</b>	<b>\$304,633.74</b>	<b>\$320,847.20</b>	<b>\$350,155.74</b>	<b>\$489,374.44</b>
<i>Fringe Benefits</i>						
5120.001	Annual Leave	34,558.18	17,879.32	33,436.73	13,014.00	20,070.00
5120.002	SBS	20,412.71	19,862.12	21,809.44	22,262.08	31,228.78
5120.003	Medicare	4,828.44	4,698.21	5,158.88	5,265.94	7,386.94
5120.004	PERS	89,198.86	91,662.86	72,871.68	103,844.35	107,441.95
5120.005	Health Insurance	95,532.83	71,834.26	98,530.92	111,207.36	152,749.56
5120.006	Life Insurance	44.71	38.53	43.22	44.40	50.52
5120.007	Workmen's Compensation	1,645.22	1,468.06	1,188.98	1,125.78	2,910.60
5120.011	PERS on Behalf	.00	.00	28,717.22	.00	30,187.00
<i>Fringe Benefits Totals</i>		<b>\$246,220.95</b>	<b>\$207,443.36</b>	<b>\$261,757.07</b>	<b>\$256,763.91</b>	<b>\$352,025.35</b>
<i>Operating Expenses</i>						
5201.000	Training and Travel	2,983.10	9.80	.00	4,000.00	4,000.00
5204.000	Telephone	428.76	398.88	247.55	370.00	.00
5204.001	Cell Phone Stipend	600.00	600.00	600.00	600.00	900.00
5206.000	Supplies	3,499.23	3,877.49	2,641.44	5,500.00	8,000.00
5207.000	Repairs & Maintenance	948.60	1,485.00	.00	2,000.00	.00
5211.000	Data Processing Fees	106,682.04	97,382.04	103,137.96	110,078.00	99,781.00
5211.001	Information Technology Special Projects	14,112.00	.00	.00	.00	.00
5212.000	Contracted/Purchased Serv	25.00	673.31	.00	1,000.00	.00
5221.000	Transportation/Vehicles	900.00	900.00	3,108.00	900.00	900.00
5222.000	Postage	.00	.00	.00	.00	100.00
5223.000	Tools & Small Equipment	.00	3,459.98	.00	.00	5,000.00
5224.000	Dues & Publications	2,292.44	470.00	270.00	470.00	1,933.00
5226.000	Advertising	268.80	2,946.00	2,834.86	3,300.00	500.00
5227.002	Rent-Equipment	.00	6,144.00	3,072.00	3,072.00	3,072.00
5290.000	Other Expenses	855.20	271.70	101.99	.00	.00
<i>Operating Expenses Totals</i>		<b>\$133,595.17</b>	<b>\$118,618.20</b>	<b>\$116,013.80</b>	<b>\$131,290.00</b>	<b>\$124,186.00</b>



# General Fund - Public Works Administration

Budget Year 2023

Account	Account Description	2019 Actual Amount	2020 Actual Amount	2021 Actual Amount	2022 Amended Budget	2023 Level 2
Fund	<b>100 - General Fund</b> Totals	\$676,754.15	\$630,695.30	\$698,618.07	\$738,209.65	\$965,585.79
	Net Grand Totals	\$676,754.15	\$630,695.30	\$698,618.07	\$738,209.65	\$965,585.79



# General Fund - Engineering

Budget Year 2023

Account	Account Description	2019 Actual Amount	2020 Actual Amount	2021 Actual Amount	2022 Amended Budget	2023 Level 2
<b>Fund 100 - General Fund</b>						
<i>Salaries and Wages</i>						
5110.001	Regular Salaries/Wages	432,696.53	401,659.56	142,269.21	379,188.63	324,864.09
5110.002	Holidays	19,189.95	19,248.00	8,520.76	.00	.00
5110.003	Sick Leave	13,485.24	14,955.01	4,479.36	.00	.00
5110.004	Overtime	11,505.00	2,203.50	6,220.50	30,000.00	30,000.00
5110.010	Temp Wages	54,574.00	46,917.00	86,827.00	2,000.00	2,000.00
<i>Salaries and Wages Totals</i>		<b>\$531,450.72</b>	<b>\$484,983.07</b>	<b>\$248,316.83</b>	<b>\$411,188.63</b>	<b>\$356,864.09</b>
<i>Fringe Benefits</i>						
5120.001	Annual Leave	33,178.46	68,962.94	29,981.05	13,269.00	8,687.00
5120.002	SBS	34,666.97	34,002.80	17,079.65	26,019.39	22,426.77
5120.003	Medicare	8,200.16	8,043.09	4,040.02	6,154.62	5,304.84
5120.004	PERS	140,306.17	137,439.29	35,672.00	132,516.59	78,069.90
5120.005	Health Insurance	101,167.71	73,879.43	36,441.38	100,482.36	96,230.40
5120.006	Life Insurance	60.18	56.99	23.38	22.20	22.20
5120.007	Workmen's Compensation	23,415.46	19,624.57	5,131.35	9,460.75	8,384.14
5120.011	PERS on Behalf	.00	.00	15,797.44	.00	16,497.00
<i>Fringe Benefits Totals</i>		<b>\$340,995.11</b>	<b>\$342,009.11</b>	<b>\$144,166.27</b>	<b>\$287,924.91</b>	<b>\$235,622.25</b>
<i>Operating Expenses</i>						
5201.000	Training and Travel	3,671.10	1,706.55	173.00	1,700.00	2,250.00
5202.000	Uniforms	.00	.00	.00	500.00	.00
5204.001	Cell Phone Stipend	900.00	750.00	325.00	1,200.00	600.00
5206.000	Supplies	174.60	346.18	277.31	1,500.00	500.00
5212.000	Contracted/Purchased Serv	37,523.00	44,586.60	148,828.16	223,979.34	30,000.00
5221.000	Transportation/Vehicles	4,320.12	1,890.31	4,458.02	7,497.00	6,889.00
5222.000	Postage	.00	.00	.00	100.00	.00
5223.000	Tools & Small Equipment	.00	.00	.00	500.00	.00
5224.000	Dues & Publications	270.00	77.00	.00	300.00	215.00
5226.000	Advertising	106.85	392.45	11,675.20	5,000.00	500.00
5290.000	Other Expenses	16.47	105.00	1,506.45	.00	350.00
<i>Operating Expenses Totals</i>		<b>\$46,982.14</b>	<b>\$49,854.09</b>	<b>\$167,243.14</b>	<b>\$242,276.34</b>	<b>\$41,304.00</b>
<b>Fund 100 - General Fund Totals</b>		<b>\$919,427.97</b>	<b>\$876,846.27</b>	<b>\$559,726.24</b>	<b>\$941,389.88</b>	<b>\$633,790.34</b>
<b>Net Grand Totals</b>		<b>\$919,427.97</b>	<b>\$876,846.27</b>	<b>\$559,726.24</b>	<b>\$941,389.88</b>	<b>\$633,790.34</b>



# General Fund - Streets

Budget Year 2023

Account	Account Description	2019 Actual Amount	2020 Actual Amount	2021 Actual Amount	2022 Amended Budget	2023 Level 2
<b>Fund 100 - General Fund</b>						
<i>Salaries and Wages</i>						
5110.001	Regular Salaries/Wages	189,078.90	230,140.71	227,504.43	239,344.29	330,023.52
5110.002	Holidays	9,195.99	9,001.01	9,764.36	.00	.00
5110.003	Sick Leave	8,715.37	11,712.40	11,044.43	.00	.00
5110.004	Overtime	10,083.71	22,262.30	12,594.14	27,500.00	27,500.00
5110.010	Temp Wages	97,449.00	50,187.50	9,680.00	74,616.00	98,204.00
<i>Salaries and Wages Totals</i>		<b>\$314,522.97</b>	<b>\$323,303.92</b>	<b>\$270,587.36</b>	<b>\$341,460.29</b>	<b>\$455,727.52</b>
<i>Fringe Benefits</i>						
5120.001	Annual Leave	9,135.44	8,430.08	14,001.91	7,859.00	12,955.00
5120.002	SBS	19,858.65	20,401.25	17,462.36	19,967.37	28,730.40
5120.003	Medicare	4,697.39	4,825.73	4,130.53	4,723.13	6,795.90
5120.004	PERS	61,898.36	80,750.93	57,707.94	82,302.55	78,655.32
5120.005	Health Insurance	51,235.10	59,114.75	68,970.67	69,843.72	112,193.28
5120.006	Life Insurance	29.61	38.28	38.28	24.12	24.12
5120.007	Workmen's Compensation	15,100.59	18,827.96	14,528.16	15,988.72	23,059.66
5120.008	Unemployment	62.45	184.00	.00	.00	.00
5120.011	PERS on Behalf	.00	.00	22,681.57	.00	20,332.00
<i>Fringe Benefits Totals</i>		<b>\$162,017.59</b>	<b>\$192,572.98</b>	<b>\$199,521.42</b>	<b>\$200,708.61</b>	<b>\$282,745.68</b>
<i>Operating Expenses</i>						
5201.000	Training and Travel	404.03	610.00	998.05	2,200.00	2,200.00
5202.000	Uniforms	4,647.89	3,067.94	3,147.65	3,000.00	3,000.00
5203.001	Electric	82,763.84	82,663.74	84,282.74	82,822.00	84,000.00
5204.000	Telephone	613.25	914.41	837.19	1,000.00	1,000.00
5204.001	Cell Phone Stipend	300.00	1,075.00	900.00	1,200.00	1,200.00
5206.000	Supplies	204,108.16	251,968.03	156,025.42	264,600.00	443,750.00
5207.000	Repairs & Maintenance	39.38	454.52	153.34	10,200.00	10,200.00
5208.000	Bldg Repair & Maint	4,564.95	8,439.85	9,526.00	11,598.00	15,220.00
5211.000	Data Processing Fees	23,820.00	23,859.96	24,213.96	22,441.00	27,804.00
5211.001	Information Technology Special Projects	1,764.00	.00	.00	.00	.00
5212.000	Contracted/Purchased Serv	25,557.45	52,648.69	28,215.64	242,000.00	97,000.00
5214.000	Interdepartment Services	14,151.56	26,299.59	2,275.00	.00	.00
5221.000	Transportation/Vehicles	367,231.74	359,006.33	340,959.19	353,479.00	260,799.00
5222.000	Postage	.00	.00	.00	200.00	200.00
5223.000	Tools & Small Equipment	5,834.35	6,633.91	4,046.47	12,000.00	8,000.00



# General Fund - Streets

Budget Year 2023

Account	Account Description	2019 Actual Amount	2020 Actual Amount	2021 Actual Amount	2022 Amended Budget	2023 Level 2
<b>Fund 100 - General Fund</b>						
<i>Operating Expenses</i>						
5226.000	Advertising	1,293.51	297.25	461.18	500.00	.00
5227.002	Rent-Equipment	485.38	32,736.00	18,888.00	16,368.00	19,368.00
5290.000	Other Expenses	5,963.94	1,994.99	2,558.71	300.00	300.00
5290.100	Unanticipated Repairs	.00	.00	14,520.00	50,000.00	50,000.00
<i>Operating Expenses Totals</i>		\$743,543.43	\$852,670.21	\$692,008.54	\$1,073,908.00	\$1,024,041.00
<b>Fund 100 - General Fund Totals</b>		\$1,220,083.99	\$1,368,547.11	\$1,162,117.32	\$1,616,076.90	\$1,762,514.20
<b>Net Grand Totals</b>		\$1,220,083.99	\$1,368,547.11	\$1,162,117.32	\$1,616,076.90	\$1,762,514.20



# General Fund - Recreation

Budget Year 2023

Account	Account Description	2019 Actual Amount	2020 Actual Amount	2021 Actual Amount	2022 Amended Budget	2023 Level 2
<b>Fund 100 - General Fund</b>						
<i>Salaries and Wages</i>						
5110.001	Regular Salaries/Wages	146,548.95	147,693.03	138,763.49	168,632.10	289,728.27
5110.002	Holidays	6,271.16	6,917.68	6,140.12	.00	.00
5110.003	Sick Leave	8,602.06	7,419.31	6,399.57	.00	.00
5110.004	Overtime	7,449.12	13,160.14	11,233.08	4,000.01	4,000.01
5110.010	Temp Wages	55,679.00	40,793.38	45,851.21	72,975.00	97,950.00
<i>Salaries and Wages Totals</i>		<b>\$224,550.29</b>	<b>\$215,983.54</b>	<b>\$208,387.47</b>	<b>\$245,607.11</b>	<b>\$391,678.28</b>
<i>Fringe Benefits</i>						
5120.001	Annual Leave	12,237.24	10,936.37	7,668.21	5,805.00	9,680.00
5120.002	SBS	14,580.98	13,974.59	13,245.90	13,880.61	24,603.19
5120.003	Medicare	3,449.02	3,305.59	3,133.15	3,283.34	5,819.70
5120.004	PERS	50,537.11	51,631.84	35,427.50	53,578.05	64,620.11
5120.005	Health Insurance	60,834.52	55,859.87	59,787.65	55,988.40	135,621.60
5120.006	Life Insurance	35.18	34.35	32.47	36.36	36.36
5120.007	Workmen's Compensation	15,890.00	13,439.56	8,999.49	9,443.03	16,724.91
5120.008	Unemployment	56.05	238.56	2,043.35	.00	.00
5120.011	PERS on Behalf	.00	.00	13,885.05	.00	14,390.00
<i>Fringe Benefits Totals</i>		<b>\$157,620.10</b>	<b>\$149,420.73</b>	<b>\$144,222.77</b>	<b>\$142,014.79</b>	<b>\$271,495.87</b>
<i>Operating Expenses</i>						
5201.000	Training and Travel	859.80	375.00	301.59	2,142.00	2,142.00
5202.000	Uniforms	882.86	537.79	1,504.52	600.00	600.00
5203.001	Electric	58,510.15	55,360.63	65,350.58	52,000.00	60,000.00
5204.000	Telephone	265.92	398.88	268.46	400.00	800.00
5204.001	Cell Phone Stipend	1,075.00	975.00	1,081.25	900.00	900.00
5205.000	Insurance	5,353.73	6,267.20	8,836.59	9,400.00	9,000.00
5206.000	Supplies	22,809.40	18,869.93	44,266.71	64,200.00	64,700.00
5207.000	Repairs & Maintenance	1,590.58	7,674.52	19,201.89	26,000.00	32,000.00
5208.000	Bldg Repair & Maint	31,893.76	62,097.42	63,851.00	46,914.00	55,516.00
5211.000	Data Processing Fees	19,695.00	18,015.96	18,552.96	19,495.00	27,804.00
5211.001	Information Technology Special Projects	1,764.00	.00	.00	.00	.00
5212.000	Contracted/Purchased Serv	27,690.78	620.00	11,518.30	78,600.00	91,700.00
5221.000	Transportation/Vehicles	66,141.35	66,155.52	67,810.60	82,693.00	75,742.00
5223.000	Tools & Small Equipment	10,123.31	4,160.98	4,682.67	5,000.00	5,000.00
5226.000	Advertising	241.50	487.20	820.30	600.00	600.00



# General Fund - Recreation

Budget Year 2023

Account	Account Description	2019 Actual Amount	2020 Actual Amount	2021 Actual Amount	2022 Amended Budget	2023 Level 2
<b>Fund 100 - General Fund</b>						
<i>Operating Expenses</i>						
5227.002	Rent-Equipment	3,409.30	6,731.38	715.56	2,000.00	5,000.00
5290.000	Other Expenses	1,151.33	534.21	380.05	4,600.00	34,600.00
<i>Operating Expenses Totals</i>		\$253,457.77	\$249,261.62	\$309,143.03	\$395,544.00	\$466,104.00
<b>Fund 100 - General Fund Totals</b>		\$635,628.16	\$614,665.89	\$661,753.27	\$783,165.90	\$1,129,278.15
<b>Net Grand Totals</b>		\$635,628.16	\$614,665.89	\$661,753.27	\$783,165.90	\$1,129,278.15



# General Fund - Building Officials

Budget Year 2023

Account	Account Description	2019 Actual Amount	2020 Actual Amount	2021 Actual Amount	2022 Amended Budget	2023 Level 2
<b>Fund 100 - General Fund</b>						
<i>Salaries and Wages</i>						
5110.001	Regular Salaries/Wages	110,029.39	113,362.02	123,314.09	142,748.73	212,741.10
5110.002	Holidays	5,331.14	4,268.11	5,265.72	.00	.00
5110.003	Sick Leave	2,662.75	1,290.21	3,283.57	.00	.00
<i>Salaries and Wages Totals</i>		<b>\$118,023.28</b>	<b>\$118,920.34</b>	<b>\$131,863.38</b>	<b>\$142,748.73</b>	<b>\$212,741.10</b>
<i>Fringe Benefits</i>						
5120.001	Annual Leave	3,780.74	10,664.62	7,407.72	4,539.00	7,343.00
5120.002	SBS	7,484.91	7,961.84	8,587.26	9,028.53	13,509.60
5120.003	Medicare	1,770.51	1,883.33	2,031.25	2,135.67	3,195.57
5120.004	PERS	34,110.23	37,197.59	29,223.07	42,264.57	46,803.02
5120.005	Health Insurance	55,935.18	44,224.70	55,288.54	55,988.40	74,515.20
5120.006	Life Insurance	15.41	14.90	16.08	16.08	16.08
5120.007	Workmen's Compensation	6,666.87	6,906.29	5,309.38	4,439.61	4,491.85
5120.011	PERS on Behalf	.00	.00	11,490.66	.00	11,158.00
<i>Fringe Benefits Totals</i>		<b>\$109,763.85</b>	<b>\$108,853.27</b>	<b>\$119,353.96</b>	<b>\$118,411.86</b>	<b>\$161,032.32</b>
<i>Operating Expenses</i>						
5201.000	Training and Travel	16,660.39	12,577.34	6,078.59	7,000.00	14,000.00
5204.001	Cell Phone Stipend	300.00	300.00	1,221.67	600.00	300.00
5206.000	Supplies	552.84	900.32	497.18	550.00	550.00
5211.000	Data Processing Fees	15,570.00	15,093.96	15,723.00	16,549.00	20,684.00
5211.001	Information Technology Special Projects	1,764.00	.00	.00	.00	.00
5212.000	Contracted/Purchased Serv	.00	15.00	737.64	35,000.00	35,750.00
5221.000	Transportation/Vehicles	11,034.50	10,444.01	10,004.84	10,917.00	10,959.00
5223.000	Tools & Small Equipment	76.00	132.63	.00	200.00	200.00
5224.000	Dues & Publications	2,016.76	2,173.23	1,566.07	1,450.00	1,450.00
5226.000	Advertising	.00	.00	.00	250.00	250.00
<i>Operating Expenses Totals</i>		<b>\$47,974.49</b>	<b>\$41,636.49</b>	<b>\$35,828.99</b>	<b>\$72,516.00</b>	<b>\$84,143.00</b>
<b>Fund 100 - General Fund Totals</b>		<b>\$275,761.62</b>	<b>\$269,410.10</b>	<b>\$287,046.33</b>	<b>\$333,676.59</b>	<b>\$457,916.42</b>
<b>Net Grand Totals</b>		<b>\$275,761.62</b>	<b>\$269,410.10</b>	<b>\$287,046.33</b>	<b>\$333,676.59</b>	<b>\$457,916.42</b>





# General Fund - Library

Budget Year 2023

Account	Account Description	2019 Actual Amount	2020 Actual Amount	2021 Actual Amount	2022 Amended Budget	2023 Level 2
<b>Fund 100 - General Fund</b>						
<i>Salaries and Wages</i>						
5110.001	Regular Salaries/Wages	291,577.79	266,956.47	312,321.78	371,634.29	419,870.37
5110.002	Holidays	14,238.09	14,316.77	17,026.83	.00	.00
5110.003	Sick Leave	10,620.27	22,850.64	19,250.20	.00	.00
5110.004	Overtime	172.44	31.20	24.23	.00	.00
5110.010	Temp Wages	18,460.32	17,500.25	.00	28,878.00	28,878.00
<i>Salaries and Wages Totals</i>		<b>\$335,068.91</b>	<b>\$321,655.33</b>	<b>\$348,623.04</b>	<b>\$400,512.29</b>	<b>\$448,748.37</b>
<i>Fringe Benefits</i>						
5120.001	Annual Leave	22,693.46	28,671.63	26,342.85	17,356.00	20,937.00
5120.002	SBS	21,930.70	21,474.95	23,091.99	25,615.20	28,791.72
5120.003	Medicare	5,187.56	5,079.74	5,443.41	6,059.10	6,810.44
5120.004	PERS	94,882.44	94,040.07	78,591.47	109,654.29	92,371.12
5120.005	Health Insurance	74,101.35	64,560.38	105,183.74	103,584.72	113,049.84
5120.006	Life Insurance	107.15	88.95	77.63	84.84	84.84
5120.007	Workmen's Compensation	1,823.12	1,577.00	1,271.32	1,241.70	1,346.28
5120.008	Unemployment	4.86	.00	1,357.29	.00	.00
5120.011	PERS on Behalf	.00	.00	30,936.83	.00	30,577.00
<i>Fringe Benefits Totals</i>		<b>\$220,730.64</b>	<b>\$215,492.72</b>	<b>\$272,296.53</b>	<b>\$263,595.85</b>	<b>\$293,968.24</b>
<i>Operating Expenses</i>						
5201.000	Training and Travel	5,561.93	1,973.30	2,979.50	5,100.00	5,100.00
5203.001	Electric	22,064.99	21,943.73	23,784.19	22,000.00	22,000.00
5204.000	Telephone	32.99	.00	.00	100.00	100.00
5204.001	Cell Phone Stipend	.00	.00	.00	300.00	300.00
5205.000	Insurance	18,736.88	24,454.98	34,868.60	36,700.00	39,225.00
5206.000	Supplies	19,726.53	20,092.42	43,414.50	20,000.00	21,240.00
5207.000	Repairs & Maintenance	.00	50.00	.00	1,200.00	3,399.00
5208.000	Bldg Repair & Maint	26,831.86	36,065.54	38,106.00	41,039.00	41,100.00
5211.000	Data Processing Fees	117,660.96	109,418.04	118,230.96	122,959.00	166,787.00
5211.001	Information Technology Special Projects	16,758.00	.00	.00	.00	.00
5212.000	Contracted/Purchased Serv	46,725.90	56,945.31	58,984.45	65,354.00	129,518.00
5222.000	Postage	12,338.28	14,000.00	81.77	15,000.00	16,000.00
5223.000	Tools & Small Equipment	.00	238.99	441.31	750.00	796.00
5224.000	Dues & Publications	939.38	617.87	767.80	1,000.00	1,062.00
5226.000	Advertising	201.60	1,739.80	170.80	750.00	750.00



# General Fund - Library

Budget Year 2023

Account	Account Description	2019 Actual Amount	2020 Actual Amount	2021 Actual Amount	2022 Amended Budget	2023 Level 2
<b>Fund 100 - General Fund</b>						
<i>Operating Expenses</i>						
5227.002	Rent-Equipment	207.00	345.00	207.00	900.00	900.00
5240.000	Books & Publications	52,449.79	53,534.41	57,774.57	70,000.00	75,250.00
5290.000	Other Expenses	900.71	.00	1,386.29	4,000.00	5,290.00
<i>Operating Expenses Totals</i>		\$341,136.80	\$341,419.39	\$381,197.74	\$407,152.00	\$528,817.00
<b>Fund 100 - General Fund Totals</b>		\$896,936.35	\$878,567.44	\$1,002,117.31	\$1,071,260.14	\$1,271,533.61
Net Grand Totals		\$896,936.35	\$878,567.44	\$1,002,117.31	\$1,071,260.14	\$1,271,533.61



# General Fund - Centennial Hall

Budget Year 2023

Account	Account Description	2019 Actual Amount	2020 Actual Amount	2021 Actual Amount	2022 Amended Budget	2023 Level 2
<b>Fund 100 - General Fund</b>						
<i>Salaries and Wages</i>						
5110.001	Regular Salaries/Wages	208,023.51	233,279.93	203,720.58	247,759.47	255,986.19
5110.002	Holidays	8,584.06	11,264.21	10,988.71	.00	.00
5110.003	Sick Leave	7,104.32	9,106.01	9,282.92	.00	.00
5110.004	Overtime	3,595.87	2,759.34	370.50	3,500.00	3,500.00
5110.010	Temp Wages	7,796.50	23,808.50	153.60	68,558.00	122,116.00
<i>Salaries and Wages Totals</i>		<b>\$235,104.26</b>	<b>\$280,217.99</b>	<b>\$224,516.31</b>	<b>\$319,817.47</b>	<b>\$381,602.19</b>
<i>Fringe Benefits</i>						
5120.001	Annual Leave	25,081.29	24,682.17	37,736.81	9,596.00	8,654.00
5120.002	SBS	15,949.33	18,690.43	16,010.86	16,909.87	23,922.83
5120.003	Medicare	2,651.33	3,274.05	3,302.04	3,999.90	5,658.70
5120.004	PERS	69,235.18	79,729.07	52,081.05	78,835.72	57,086.78
5120.005	Health Insurance	67,235.04	81,963.30	65,524.84	89,757.36	109,639.20
5120.006	Life Insurance	58.41	63.34	48.61	44.40	30.24
5120.007	Workmen's Compensation	12,413.64	15,021.79	10,295.64	10,091.13	13,279.64
5120.008	Unemployment	.00	627.84	2,214.14	.00	.00
5120.011	PERS on Behalf	.00	.00	21,624.71	.00	20,410.00
<i>Fringe Benefits Totals</i>		<b>\$192,624.22</b>	<b>\$224,051.99</b>	<b>\$208,838.70</b>	<b>\$209,234.38</b>	<b>\$238,681.39</b>
<i>Operating Expenses</i>						
5203.001	Electric	63,954.52	60,994.14	62,672.14	64,000.00	64,000.00
5204.000	Telephone	.00	.00	.00	.00	1,500.00
5205.000	Insurance	20,674.69	24,142.14	34,219.33	35,100.00	37,740.00
5206.000	Supplies	9,867.67	11,110.82	10,506.96	117,200.00	113,600.00
5207.000	Repairs & Maintenance	7,219.14	3,109.81	7,382.49	8,250.00	10,750.00
5208.000	Bldg Repair & Maint	19,727.55	28,730.09	46,614.00	62,876.00	105,703.00
5211.000	Data Processing Fees	61,347.96	60,864.00	64,461.96	71,018.00	77,878.00
5211.001	Information Technology Special Projects	8,820.00	.00	.00	.00	.00
5212.000	Contracted/Purchased Serv	.00	4,785.00	7,498.92	70,500.00	11,000.00
5223.000	Tools & Small Equipment	.00	1,361.54	.00	.00	.00
5226.000	Advertising	722.05	.00	595.35	.00	.00
5290.000	Other Expenses	986.00	580.00	500.00	60,600.00	600.00
<i>Operating Expenses Totals</i>		<b>\$193,319.58</b>	<b>\$195,677.54</b>	<b>\$234,451.15</b>	<b>\$489,544.00</b>	<b>\$422,771.00</b>
<b>Fund 100 - General Fund Totals</b>		<b>\$621,048.06</b>	<b>\$699,947.52</b>	<b>\$667,806.16</b>	<b>\$1,018,595.85</b>	<b>\$1,043,054.58</b>



# General Fund - Senior Center

Budget Year 2023

Account	Account Description	2019 Actual Amount	2020 Actual Amount	2021 Actual Amount	2022 Amended Budget	2023 Level 1
Fund	<b>100 - General Fund</b>					
Division	<b>540 - Public Service</b>					
Department	<b>047 - Senior Citizens</b>					
	<i>Operating Expenses</i>					
5203.001	Electric	19,685.25	19,535.24	22,061.32	19,500.00	20,000.00
5204.000	Telephone	2,742.44	2,816.15	2,789.89	2,580.00	2,500.00
5205.000	Insurance	1,939.37	2,341.92	3,573.49	3,800.00	3,500.00
5206.000	Supplies	3,407.14	2,633.30	2,911.38	3,080.00	3,080.00
5207.000	Repairs & Maintenance	.00	.00	.00	3,000.00	3,234.00
5208.000	Bldg Repair & Maint	47,749.83	19,372.43	43,938.00	35,906.00	15,688.00
5221.000	Transportation/Vehicles	20,090.19	15,509.98	10,870.76	30,000.00	30,000.00
	<i>Operating Expenses Totals</i>	<u>\$95,614.22</u>	<u>\$62,209.02</u>	<u>\$86,144.84</u>	<u>\$97,866.00</u>	<u>\$78,002.00</u>
Department	<b>047 - Senior Citizens Totals</b>	<u>\$95,614.22</u>	<u>\$62,209.02</u>	<u>\$86,144.84</u>	<u>\$97,866.00</u>	<u>\$78,002.00</u>
Division	<b>540 - Public Service Totals</b>	<u>\$95,614.22</u>	<u>\$62,209.02</u>	<u>\$86,144.84</u>	<u>\$97,866.00</u>	<u>\$78,002.00</u>
Fund	<b>100 - General Fund Totals</b>	<u>\$95,614.22</u>	<u>\$62,209.02</u>	<u>\$86,144.84</u>	<u>\$97,866.00</u>	<u>\$78,002.00</u>
	<b>Net Grand Totals</b>	<u>\$95,614.22</u>	<u>\$62,209.02</u>	<u>\$86,144.84</u>	<u>\$97,866.00</u>	<u>\$78,002.00</u>



# General Fund - Contingency

Budget Year 2023

Account	Account Description	2019 Actual Amount	2020 Actual Amount	2021 Actual Amount	2022 Amended Budget	2023 Level 1
Fund	<b>100 - General Fund</b>					
	Division <b>545 - Contingency</b>					
	Department <b>050 - Contingency</b>					
	<i>Salaries and Wages</i>					
5110.004	Overtime	.00	.00	7,679.45	.00	.00
5110.010	Temp Wages	.00	.00	32,121.15	.00	.00
	<i>Salaries and Wages Totals</i>	<u>\$0.00</u>	<u>\$0.00</u>	<u>\$39,800.60</u>	<u>\$0.00</u>	<u>\$0.00</u>
	<i>Fringe Benefits</i>					
5120.002	SBS	.00	.00	2,598.87	.00	.00
5120.003	Medicare	.00	.00	614.75	.00	.00
5120.007	Workmen's Compensation	.00	.00	1,883.36	.00	.00
	<i>Fringe Benefits Totals</i>	<u>\$0.00</u>	<u>\$0.00</u>	<u>\$5,096.98</u>	<u>\$0.00</u>	<u>\$0.00</u>
	<i>Operating Expenses</i>					
5206.000	Supplies	.00	64,764.70	37,497.16	.00	.00
5212.000	Contracted/Purchased Serv	.00	24,598.75	2,975.00	.00	.00
5290.000	Other Expenses	.00	.00	1,784.16	.00	.00
	<i>Operating Expenses Totals</i>	<u>\$0.00</u>	<u>\$89,363.45</u>	<u>\$42,256.32</u>	<u>\$0.00</u>	<u>\$0.00</u>
	Department <b>050 - Contingency Totals</b>	<u>\$0.00</u>	<u>\$89,363.45</u>	<u>\$87,153.90</u>	<u>\$0.00</u>	<u>\$0.00</u>
	Division <b>545 - Contingency Totals</b>	<u>\$0.00</u>	<u>\$89,363.45</u>	<u>\$87,153.90</u>	<u>\$0.00</u>	<u>\$0.00</u>
	Fund <b>100 - General Fund Totals</b>	<u>\$0.00</u>	<u>\$89,363.45</u>	<u>\$87,153.90</u>	<u>\$0.00</u>	<u>\$0.00</u>
	Net Grand Totals	<u>\$0.00</u>	<u>\$89,363.45</u>	<u>\$87,153.90</u>	<u>\$0.00</u>	<u>\$0.00</u>



# General Fund - Debt Service

Budget Year 2023

Account	Account Description	2019 Actual Amount	2020 Actual Amount	2021 Actual Amount	2022 Amended Budget	2023 Level 1
Fund	<b>100 - General Fund</b>					
	Division <b>550 - Other</b>					
	Department <b>650 - Debt Payments</b>					
	<i>Operating Expenses</i>					
5295.000	Interest Expense	9,374.82	7,837.19	6,298.54	20,097.00	17,355.00
	<i>Operating Expenses Totals</i>	<u>\$9,374.82</u>	<u>\$7,837.19</u>	<u>\$6,298.54</u>	<u>\$20,097.00</u>	<u>\$17,355.00</u>
	<i>Cash Basis Expenditures</i>					
7301.000	Note Principal Payments	22,309.77	22,309.77	22,309.77	64,828.00	22,311.00
	<i>Cash Basis Expenditures Totals</i>	<u>\$22,309.77</u>	<u>\$22,309.77</u>	<u>\$22,309.77</u>	<u>\$64,828.00</u>	<u>\$22,311.00</u>
	Department <b>650 - Debt Payments</b> Totals	<u>\$31,684.59</u>	<u>\$30,146.96</u>	<u>\$28,608.31</u>	<u>\$84,925.00</u>	<u>\$39,666.00</u>
	Division <b>550 - Other</b> Totals	<u>\$31,684.59</u>	<u>\$30,146.96</u>	<u>\$28,608.31</u>	<u>\$84,925.00</u>	<u>\$39,666.00</u>
	Fund <b>100 - General Fund</b> Totals	<u>\$31,684.59</u>	<u>\$30,146.96</u>	<u>\$28,608.31</u>	<u>\$84,925.00</u>	<u>\$39,666.00</u>
	Net Grand Totals	<u>\$31,684.59</u>	<u>\$30,146.96</u>	<u>\$28,608.31</u>	<u>\$84,925.00</u>	<u>\$39,666.00</u>



# General Fund - School District Support

Budget Year 2023

Account	Account Description	2019 Actual Amount	2020 Actual Amount	2021 Actual Amount	2022 Amended Budget	2023 Level 1
Fund	<b>100 - General Fund</b>					
	Division <b>550 - Other</b>					
	Department <b>660 - Support Payments</b>					
	<i>Operating Expenses</i>					
5203.000	Utilities	.00	54,258.40	60,731.44	57,000.00	60,000.00
5208.000	Bldg Repair & Maint	150,000.00	150,000.00	150,000.00	150,000.00	150,000.00
5290.000	Other Expenses	7,224,207.96	7,307,735.71	7,370,580.38	8,157,150.00	8,608,868.00
	<i>Operating Expenses Totals</i>	<u>\$7,374,207.96</u>	<u>\$7,511,994.11</u>	<u>\$7,581,311.82</u>	<u>\$8,364,150.00</u>	<u>\$8,818,868.00</u>
	Department <b>660 - Support Payments Totals</b>	<u>\$7,374,207.96</u>	<u>\$7,511,994.11</u>	<u>\$7,581,311.82</u>	<u>\$8,364,150.00</u>	<u>\$8,818,868.00</u>
	Division <b>550 - Other Totals</b>	<u>\$7,374,207.96</u>	<u>\$7,511,994.11</u>	<u>\$7,581,311.82</u>	<u>\$8,364,150.00</u>	<u>\$8,818,868.00</u>
	Fund <b>100 - General Fund Totals</b>	<u>\$7,374,207.96</u>	<u>\$7,511,994.11</u>	<u>\$7,581,311.82</u>	<u>\$8,364,150.00</u>	<u>\$8,818,868.00</u>
	Net Grand Totals	<u>\$7,374,207.96</u>	<u>\$7,511,994.11</u>	<u>\$7,581,311.82</u>	<u>\$8,364,150.00</u>	<u>\$8,818,868.00</u>



# General Fund - Hospital Support

Budget Year 2023

Account	Account Description	2019 Actual Amount	2020 Actual Amount	2021 Actual Amount	2022 Amended Budget	2023 Level 1
Fund	<b>100 - General Fund</b>					
	Division <b>550 - Other</b>					
	Department <b>660 - Support Payments</b>					
	<i>Operating Expenses</i>					
5290.000	Other Expenses	150,671.00	.00	.00	.00	.00
	<i>Operating Expenses Totals</i>	<u>\$150,671.00</u>	<u>\$0.00</u>	<u>\$0.00</u>	<u>\$0.00</u>	<u>\$0.00</u>
	Department <b>660 - Support Payments</b> Totals	<u>\$150,671.00</u>	<u>\$0.00</u>	<u>\$0.00</u>	<u>\$0.00</u>	<u>\$0.00</u>
	Division <b>550 - Other</b> Totals	<u>\$150,671.00</u>	<u>\$0.00</u>	<u>\$0.00</u>	<u>\$0.00</u>	<u>\$0.00</u>
	Fund <b>100 - General Fund</b> Totals	<u>\$150,671.00</u>	<u>\$0.00</u>	<u>\$0.00</u>	<u>\$0.00</u>	<u>\$0.00</u>
	Net Grand Totals	<u>\$150,671.00</u>	<u>\$0.00</u>	<u>\$0.00</u>	<u>\$0.00</u>	<u>\$0.00</u>





# General Fund - Fixed Assets

Budget Year 2023

Account	Account Description	2019 Actual Amount	2020 Actual Amount	2021 Actual Amount	2022 Amended Budget	2023 Level 1
Fund	<b>100 - General Fund</b>					
	Division <b>550 - Other</b>					
	Department <b>670 - Fixed Assets</b>					
	<i>Cash Basis Expenditures</i>					
7106.004	Fixed Assets-Finance	.00	.00	.00	5,000.00	.00
7106.021	Fixed Assets-Police Dept	.00	231,117.71	127,965.04	.00	.00
7106.022	Fixed Assets-Fire Dept	248,088.54	47,271.84	.00	40,000.00	.00
7106.031	Fixed Assets-Public Works	.00	.00	.00	7,500.00	7,000.00
7106.033	Fixed Assets-Streets	12,982.60	.00	.00	2,500.00	.00
7106.034	Fixed Assets-Recreation	.00	.00	.00	8,500.00	.00
7106.041	Fixed Assets - Library	.00	.00	.00	.00	24,000.00
7108.031	Fixed Assets-Public Works	.00	.00	.00	.00	18,000.00
	<i>Cash Basis Expenditures Totals</i>	<u>\$261,071.14</u>	<u>\$278,389.55</u>	<u>\$127,965.04</u>	<u>\$63,500.00</u>	<u>\$49,000.00</u>
	Department <b>670 - Fixed Assets Totals</b>	<u>\$261,071.14</u>	<u>\$278,389.55</u>	<u>\$127,965.04</u>	<u>\$63,500.00</u>	<u>\$49,000.00</u>
	Division <b>550 - Other Totals</b>	<u>\$261,071.14</u>	<u>\$278,389.55</u>	<u>\$127,965.04</u>	<u>\$63,500.00</u>	<u>\$49,000.00</u>
	Fund <b>100 - General Fund Totals</b>	<u>\$261,071.14</u>	<u>\$278,389.55</u>	<u>\$127,965.04</u>	<u>\$63,500.00</u>	<u>\$49,000.00</u>
	Net Grand Totals	<u>\$261,071.14</u>	<u>\$278,389.55</u>	<u>\$127,965.04</u>	<u>\$63,500.00</u>	<u>\$49,000.00</u>




# General Fund - Transfers to Other Funds

Budget Year 2023

Account	Account Description	2019 Actual Amount	2020 Actual Amount	2021 Actual Amount	2022 Amended Budget	2023 Level 2
Fund 100	<b>General Fund</b>					
	<i>Cash Basis Expenditures</i>					
7200.000	Interfund Transfers Out	5,065,148.24	3,768,580.62	4,117,708.82	2,800,700.00	5,601,911.00
	<i>Cash Basis Expenditures Totals</i>	<u>\$5,065,148.24</u>	<u>\$3,768,580.62</u>	<u>\$4,117,708.82</u>	<u>\$2,800,700.00</u>	<u>\$5,601,911.00</u>
	Fund 100 - <b>General Fund Totals</b>	<u>\$5,065,148.24</u>	<u>\$3,768,580.62</u>	<u>\$4,117,708.82</u>	<u>\$2,800,700.00</u>	<u>\$5,601,911.00</u>
	Net Grand Totals	<u>\$5,065,148.24</u>	<u>\$3,768,580.62</u>	<u>\$4,117,708.82</u>	<u>\$2,800,700.00</u>	<u>\$5,601,911.00</u>

General Fund - Fund 700  
FY2023 Capital Projects

Status	Project number	Project Description	Source - Grants (approved)	Source - Loans/ Bond Proceeds (approved)	Source - Working Capital	Source - Other source	Source - Contingent Grants	Source - Contingent Loans/Bonding	Source - Contingent Other	Source- Total authorized (approved + contingent)
Authorized/in progress	90690	City/State Troubleshoot Air Control System	-	-	16,000	-	-	-	-	16,000
Authorized/in progress	90812	Storm Drain Improvements	-	-	100,000	-	-	-	-	100,000
Authorized/in progress	90814	Cross Trail Multimodal Pathway Phase 6	2,382,698	-	165,171	50,000	-	-	-	2,597,869
Authorized/in progress	90838	Lincoln Street Paving (Harbor Way to Harbor Drive)	-	-	2,965,000	105,000	-	-	-	3,070,000
Authorized/in progress	90843	Lake St (DeGroff to Arrowhead) and Hirst Utility & Street Improvements	-	-	798,060	-	-	-	-	798,060
Authorized/in progress	90855	Sea Walk Part II	1,674,713	-	5,000	153,060	-	-	-	1,832,773
Authorized/in progress	90861	Asset Management/CMMS Implementation	-	-	407,400	11,600	-	-	-	419,000
Authorized/in progress	90866	City Hall HVAC & Controls Replacement	-	-	500,000	-	-	-	-	500,000
Authorized/in progress	90878	Sitka Paving 2017-Katlian Paving	-	-	152,868	-	-	-	-	152,868
Authorized/in progress	90885	Senior Center - ADA Ramp and Rear porch Improvements	-	-	15,000	-	-	-	-	15,000
Authorized/in progress	90886	Community Playground Safety Improvements	-	-	10,000	-	-	-	-	10,000
Authorized/in progress	90887	Lower Moller East Playground Improvements	-	-	10,000	-	-	-	-	10,000
Authorized/in progress	90888	Pioneer Park Shelter Improvements	-	-	15,000	-	-	-	-	15,000
Authorized/in progress	90907	Police Department Heat Pumps	-	-	23,000	-	-	-	-	23,000
Authorized/in progress	90909	No Name Mountain Master Plan	-	-	165,000	-	-	-	-	165,000
Authorized/in progress	90912	Crescent Harbor Restroom Replacement	1,784	-	76,000	154,000	-	-	-	231,784
Authorized/in progress	90925	Knutson Drive Critical Repairs	-	-	1,000,000	-	-	-	-	1,000,000
Authorized/in progress	90939	City Hall Building Carpet Replacement	-	-	150,000	-	-	-	-	150,000
Authorized/in progress	90940	HCH Cedar Trim and Lam Beam Refinishing	-	-	150,000	-	-	-	-	150,000
Authorized/in progress	90961	Wachusets Storm Drains (phase 2 Peterson)	-	-	303,371	-	-	-	-	303,371
<b>Authorized/in progress Total</b>			<b>4,059,195</b>	<b>-</b>	<b>7,026,870</b>	<b>473,660</b>	<b>-</b>	<b>-</b>	<b>-</b>	<b>11,559,725</b>
NEW FY23	90838	Lincoln Street Paving (Harbor Way to Harbor Drive)	-	-	1,879,000	-	-	-	-	1,879,000
NEW FY23	90866	City Hall HVAC & Controls Replacement	-	-	250,000	-	-	-	-	250,000
NEW FY23	90907	Police Department Heat Pumps/HVAC	-	-	200,000	-	-	-	-	200,000
NEW FY23	90925	Knutson Drive Critical Repairs	-	-	380,000	-	-	-	-	380,000
NEW FY23	TBD	CBS Facilities Condition Assessment + schools	-	-	400,000	-	-	-	-	400,000
NEW FY23	TBD	Senior Center Interior Floor Replacement Upgrade Common Areas	-	-	40,000	-	-	-	-	40,000
NEW FY23	TBD	Senior Center Roof Replacement	-	-	175,000	-	-	-	-	175,000
NEW FY23	TBD	Water/Wastewater Replacement at Senior Center	-	-	101,000	-	-	-	-	101,000
NEW FY23	90961	Wachusets Storm Drains (phase 2 Peterson)	-	-	-	-	780,000	-	-	780,000
<b>NEW FY23 Total</b>			<b>-</b>	<b>-</b>	<b>3,425,000</b>	<b>-</b>	<b>780,000</b>	<b>-</b>	<b>-</b>	<b>4,205,000</b>
Physically complete	90739	Kettleon Memorial Library Expansion	5,350,000	-	357,114	1,212,842	-	-	-	6,919,956
Physically complete	90741	Baranof Warm Springs Dock Imp	1,900,000	-	-	-	-	-	-	1,900,000
<b>Physically complete Total</b>			<b>7,250,000</b>	<b>-</b>	<b>357,114</b>	<b>1,212,842</b>	<b>-</b>	<b>-</b>	<b>-</b>	<b>8,819,956</b>
<b>Grand Total</b>			<b>11,309,195</b>	<b>-</b>	<b>10,808,984</b>	<b>1,686,502</b>	<b>780,000</b>	<b>-</b>	<b>-</b>	<b>24,584,681</b>



**City and Borough of Sitka**

**DRAFT**

**ELECTRIC FUND**

**FISCAL YEAR 2023**

**Operating Budget**

City and Borough of Sitka, AK

**ELECTRIC FUND - SUMMARY BY EXPENDITURE TYPE**

**Summary**

	2019 Actual Amount	2020 Actual Amount	2021 Actual Amount	2022 Amended Budget	2023 Budget
<b>Revenue</b>					
State Revenue	\$ 436,252.23	\$ 239,861.40	\$ 233,847.84	\$ 228,856.00	\$ 181,316.00
Federal Revenue	\$ 578,078.21	\$ 579,979.06	\$ 9,701.27	\$ -	\$ -
Operating Revenue	\$ 17,251,119.31	\$ 16,786,994.13	\$ 18,314,208.43	\$ 17,884,818.00	\$ 19,729,122.00
Other Operating Revenue	\$ 133,562.10	\$ 79,874.43	\$ 382,371.64	\$ 243,168.00	\$ 193,809.00
Uses of Property & Investments	\$ 1,066,710.59	\$ 902,228.27	\$ (80,759.78)	\$ 350,000.00	\$ 244,000.00
Interfund Billings	\$ -	\$ -	\$ -	\$ -	\$ -
Miscellaneous Revenue	\$ 29,104.00	\$ 2,974.97	\$ 4,014.86	\$ 5,000.00	\$ 15,000.00
Cash Basis Receipts	\$ 3,407,268.37	\$ 2,095,834.68	\$ 260,990.47	\$ 72,000.00	\$ 198,200.00
<b>Revenue Totals</b>	<b>\$ 22,902,094.81</b>	<b>\$ 20,687,746.94</b>	<b>\$ 19,124,374.73</b>	<b>\$ 18,783,842.00</b>	<b>\$ 20,561,447.00</b>
<b>Expenditures</b>					
Salaries and Wages	\$ 2,814,691.19	\$ 2,624,188.79	\$ 2,474,516.37	\$ 3,217,109.96	\$ 3,368,573.95
Fringe Benefits	\$ 1,359,144.13	\$ 702,747.22	\$ 1,031,441.58	\$ 1,987,551.27	\$ 1,939,085.37
Operating Expenses	\$ 10,134,972.30	\$ 9,759,551.02	\$ 6,380,958.25	\$ 10,443,900.05	\$ 8,956,360.00
Other Financing Uses	\$ -	\$ -	\$ 784,336.08	\$ -	\$ -
Amortization & Depreciation	\$ 7,849,193.89	\$ 7,959,324.43	\$ 7,903,250.05	\$ 7,959,327.00	\$ 7,903,252.00
Cash Basis Expenditures	\$ 39,427.86	\$ 1,600,769.31	\$ 2,174,289.53	\$ 4,192,718.00	\$ 7,045,845.00
<b>Expenditure Totals</b>	<b>\$ 22,197,429.37</b>	<b>\$ 22,646,580.77</b>	<b>\$ 20,748,791.86</b>	<b>\$ 27,800,606.28</b>	<b>\$ 29,213,116.32</b>
<b>Fund Total: Electric Fund</b>	<b>\$ 704,665.44</b>	<b>\$ (1,958,833.83)</b>	<b>\$ (1,624,417.13)</b>	<b>\$ (9,016,764.28)</b>	<b>\$ (8,651,669.32)</b>

City and Borough of Sitka, AK

**ELECTRIC FUND - SUMMARY BY DEPARTMENT**

**Summary**

	2019 Actual Amount	2020 Actual Amount	2021 Actual Amount	2022 Amended Budget	2023 Budget
<b>Revenue</b>					
State Revenue	\$ 436,252.23	\$ 239,861.40	\$ 233,847.84	\$ 228,856.00	\$ 181,316.00
Federal Revenue	\$ 578,078.21	\$ 579,979.06	\$ 9,701.27	\$ -	\$ -
Operating Revenue	\$ 17,251,119.31	\$ 16,786,994.13	\$ 18,314,208.43	\$ 17,884,818.00	\$ 19,729,122.00
Other Operating Revenue	\$ 133,562.10	\$ 79,874.43	\$ 382,371.64	\$ 243,168.00	\$ 193,809.00
Uses of Prop & Investment	\$ 1,066,710.59	\$ 902,228.27	\$ (80,759.78)	\$ 350,000.00	\$ 244,000.00
Interfund Billings	\$ -	\$ -	\$ -	\$ -	\$ -
Miscellaneous	\$ 29,104.00	\$ 2,974.97	\$ 4,014.86	\$ 5,000.00	\$ 15,000.00
Cash Basis Receipts	\$ 3,407,268.37	\$ 2,095,834.68	\$ 260,990.47	\$ 72,000.00	\$ 198,200.00
<b>Revenue Totals</b>	<b>\$ 22,902,094.81</b>	<b>\$ 20,687,746.94</b>	<b>\$ 19,124,374.73</b>	<b>\$ 18,783,842.00</b>	<b>\$ 20,561,447.00</b>
<b>Expenditures</b>					
Administration	\$ 1,500,965.64	\$ 771,243.83	\$ 1,638,178.72	\$ 3,038,423.22	\$ 3,199,138.56
Stores	\$ 202,099.36	\$ 190,329.18	\$ 196,519.04	\$ 191,390.96	\$ 202,591.79
Green lake	\$ 829,504.93	\$ 724,826.59	\$ 801,251.99	\$ 1,039,854.25	\$ 1,254,041.17
Blue lake	\$ 2,099,772.60	\$ 2,086,142.63	\$ 1,942,989.78	\$ 2,433,541.54	\$ 2,402,480.75
Diesel Plant	\$ 669,517.67	\$ 601,521.95	\$ 427,398.32	\$ 890,410.82	\$ 939,407.24
Switchyard	\$ 8,974.65	\$ 26,943.14	\$ 98,695.21	\$ 20,000.00	\$ 23,000.00
Line Maintenance	\$ 215,249.63	\$ 168,692.68	\$ 139,154.97	\$ 207,955.00	\$ 203,500.00
Substation Maintenance	\$ 10,032.25	\$ 34,339.92	\$ 9,171.86	\$ 18,000.00	\$ 18,000.00
Distribution	\$ 2,300,063.50	\$ 2,139,156.83	\$ 1,505,675.85	\$ 2,057,753.16	\$ 2,063,778.23
Metering	\$ 405,988.82	\$ 417,760.88	\$ 432,867.19	\$ 488,075.33	\$ 554,019.58
Jobbing	\$ 107,170.93	\$ 155,459.74	\$ 183,875.04	\$ 100,000.00	\$ 130,000.00
Depreciation/Amortization	\$ 7,849,193.89	\$ 7,959,324.43	\$ 7,903,250.05	\$ 7,959,327.00	\$ 7,903,252.00
Debt Payments	\$ 5,998,895.50	\$ 5,840,838.97	\$ 2,579,920.76	\$ 7,620,875.00	\$ 6,726,277.00
Fixed Asset Acquisition	\$ -	\$ -	\$ -	\$ 80,000.00	\$ 50,000.00
Transfers to Capital Projects and Other Funds	\$ -	\$ 1,530,000.00	\$ 2,105,507.00	\$ 1,655,000.00	\$ 3,543,630.00
Other	\$ -	\$ -	\$ 784,336.08	\$ -	\$ -
<b>Expenditure Totals</b>	<b>\$ 22,197,429.37</b>	<b>\$ 22,646,580.77</b>	<b>\$ 20,748,791.86</b>	<b>\$ 27,800,606.28</b>	<b>\$ 29,213,116.32</b>
<b>Fund Total: Electric Fund</b>	<b>\$ 704,665.44</b>	<b>\$ (1,958,833.83)</b>	<b>\$ (1,624,417.13)</b>	<b>\$ (9,016,764.28)</b>	<b>\$ (8,651,669.32)</b>



# Electric Fund

Budget Year 2023

Account	Account Description	2019 Actual Amount	2020 Actual Amount	2021 Actual Amount	2022 Amended Budget	2023 Level 2
<b>Fund 200 - Electric Fund</b>						
<i>Salaries and Wages</i>						
5110.001	Regular Salaries/Wages	2,126,492.09	1,960,339.52	1,751,921.92	2,842,109.96	2,993,573.95
5110.002	Holidays	110,149.89	105,402.93	90,346.84	.00	.00
5110.003	Sick Leave	81,753.48	127,090.89	93,960.90	.00	.00
5110.004	Overtime	263,074.44	240,183.39	263,888.50	200,000.00	200,000.00
5110.010	Temp Wages	233,221.29	191,172.06	274,398.21	175,000.00	175,000.00
<i>Salaries and Wages Totals</i>		<b>\$2,814,691.19</b>	<b>\$2,624,188.79</b>	<b>\$2,474,516.37</b>	<b>\$3,217,109.96</b>	<b>\$3,368,573.95</b>
<i>Fringe Benefits</i>						
5120.001	Annual Leave	242,559.27	207,190.07	170,016.05	89,808.00	96,744.00
5120.002	SBS	178,009.03	172,454.63	158,317.40	194,932.41	204,395.66
5120.003	Medicare	43,735.44	42,384.96	38,341.77	47,958.02	50,276.71
5120.004	PERS	227,836.88	743,486.91	457,945.42	898,120.24	677,903.13
5120.005	Health Insurance	566,213.82	433,843.18	445,132.96	681,871.44	661,261.44
5120.006	Life Insurance	321.04	295.11	240.52	235.56	235.56
5120.007	Workmen's Compensation	150,909.65	130,290.36	80,326.21	74,625.60	66,900.87
5120.008	Unemployment	.00	3,330.00	19,939.56	.00	.00
5120.009	IBEW Benefits	.00	.00	90,627.94	.00	52.00
5120.011	PERS on Behalf	.00	.00	(173,800.25)	.00	181,316.00
5400.000	OPEB Expense	(50,441.00)	(1,030,528.00)	(255,646.00)	.00	.00
<i>Fringe Benefits Totals</i>		<b>\$1,359,144.13</b>	<b>\$702,747.22</b>	<b>\$1,031,441.58</b>	<b>\$1,987,551.27</b>	<b>\$1,939,085.37</b>
<i>Operating Expenses</i>						
5201.000	Training and Travel	23,474.79	35,554.39	17,628.96	52,500.00	53,500.00
5202.000	Uniforms	14,574.98	8,664.71	7,258.18	36,705.94	32,100.00
5203.001	Electric	27,813.69	29,954.63	33,759.25	27,000.00	60,000.00
5203.005	Heating Fuel	89,455.78	42,217.23	39,061.05	232,600.00	232,600.00
5204.000	Telephone	30,907.34	21,052.06	18,204.80	21,000.00	19,800.00
5204.001	Cell Phone Stipend	900.00	665.00	154.17	900.00	3,000.00
5205.000	Insurance	677,963.83	750,491.88	924,383.40	933,568.00	1,036,670.00
5206.000	Supplies	266,337.46	257,050.71	293,780.26	300,726.19	358,900.00
5207.000	Repairs & Maintenance	204,165.04	195,816.34	100,411.07	308,507.40	296,500.00
5208.000	Bldg Repair & Maint	21,568.46	17,770.98	13,588.00	17,860.00	18,788.00
5211.000	Data Processing Fees	143,976.96	144,834.96	156,791.04	169,519.00	187,094.00
5211.001	Information Technology Special Projects	26,664.00	.00	.00	.00	.00
5212.000	Contracted/Purchased Serv	858,905.94	785,714.43	525,773.39	1,382,879.52	1,320,500.00



# Electric Fund

Budget Year 2023

Account	Account Description	2019 Actual Amount	2020 Actual Amount	2021 Actual Amount	2022 Amended Budget	2023 Level 2
<b>Fund 200 - Electric Fund</b>						
<i>Operating Expenses</i>						
5214.000	Interdepartment Services	988,494.57	870,206.02	898,855.21	944,703.00	1,002,440.00
5221.000	Transportation/Vehicles	298,911.97	305,993.14	216,032.94	257,624.00	258,106.00
5222.000	Postage	7,270.66	6,148.71	3,659.58	3,000.00	6,500.00
5223.000	Tools & Small Equipment	49,373.20	69,117.24	52,296.08	82,550.00	82,500.00
5224.000	Dues & Publications	15,435.43	16,662.42	16,583.07	51,900.00	47,900.00
5226.000	Advertising	5,081.56	4,868.80	3,067.90	3,000.00	5,000.00
5227.002	Rent-Equipment	3,316.93	452.53	548.00	7,000.00	7,000.00
5227.003	Rent-Other	3,046.50	15,232.50	.00	.00	.00
5230.000	Bad Debts	14,156.05	20,514.67	134,816.39	40,000.00	120,000.00
5231.000	Credit Card Expense	153,755.50	144,489.15	158,826.15	160,000.00	160,000.00
5290.000	Other Expenses	210,526.16	175,239.55	185,558.60	175,200.00	175,200.00
5295.000	Interest Expense	5,993,895.50	5,835,338.97	2,574,920.76	5,234,657.00	3,472,262.00
5297.000	Debt Admin Expense	5,000.00	5,500.00	5,000.00	500.00	.00
<i>Operating Expenses Totals</i>		<b>\$10,134,972.30</b>	<b>\$9,759,551.02</b>	<b>\$6,380,958.25</b>	<b>\$10,443,900.05</b>	<b>\$8,956,360.00</b>
<i>Amortization &amp; Depreciation</i>						
6201.000	Depreciation-Land Improve	.00	9,239.20	15,149.76	15,150.00	15,150.00
6202.000	Depreciation-Plants	7,682,206.84	7,791,614.14	7,727,765.62	7,785,704.00	7,727,766.00
6205.000	Depreciation-Buildings	50,439.09	50,439.12	50,439.12	50,440.00	50,440.00
6206.000	Depreciation-Machinery	76,818.30	65,470.51	66,682.98	65,471.00	66,683.00
6208.000	Deprec-Furniture/Fixtures	7,939.92	7,940.04	7,939.92	7,940.00	7,940.00
6209.000	Deprec-Heat Conversions	31,789.74	34,621.42	35,272.65	34,622.00	35,273.00
<i>Amortization &amp; Depreciation Totals</i>		<b>\$7,849,193.89</b>	<b>\$7,959,324.43</b>	<b>\$7,903,250.05</b>	<b>\$7,959,327.00</b>	<b>\$7,903,252.00</b>
<i>Other Financing Uses</i>						
7740.000	Bonds issuance costs	.00	.00	784,336.08	.00	.00
<i>Other Financing Uses Totals</i>		<b>\$0.00</b>	<b>\$0.00</b>	<b>\$784,336.08</b>	<b>\$0.00</b>	<b>\$0.00</b>
<i>Cash Basis Expenditures</i>						
5291.000	Utility Subsidization	39,427.86	70,769.31	68,782.53	72,000.00	198,200.00
7103.000	Fixed Assets-Plant	.00	.00	.00	37,500.00	.00
7106.000	Fixed Assets-Machinery	.00	.00	.00	42,500.00	50,000.00
7200.000	Interfund Transfers Out	.00	1,530,000.00	2,105,507.00	1,655,000.00	3,543,630.00
7301.000	Note Principal Payments	.00	.00	.00	500,718.00	109,015.00
7302.000	Bond Principal Payments	.00	.00	.00	1,885,000.00	3,145,000.00
<i>Cash Basis Expenditures Totals</i>		<b>\$39,427.86</b>	<b>\$1,600,769.31</b>	<b>\$2,174,289.53</b>	<b>\$4,192,718.00</b>	<b>\$7,045,845.00</b>






# Electric Fund

Budget Year 2023

Account	Account Description	2019 Actual Amount	2020 Actual Amount	2021 Actual Amount	2022 Amended Budget	2023 Level 2
Fund	<b>200 - Electric Fund</b> Totals	\$22,197,429.37	\$22,646,580.77	\$20,748,791.86	\$27,800,606.28	\$29,213,116.32
	Net Grand Totals	\$22,197,429.37	\$22,646,580.77	\$20,748,791.86	\$27,800,606.28	\$29,213,116.32

Electric Fund - Fund 710  
FY2023 Capital Projects

Status	Project number	Project Description	Source -		Source - Working Capital	Source - Other source	Source -		Source - Contingent	Source - Total authorized (approved + contingent)
			Source - Grants (approved)	Loans/ Bond Proceeds (approved)			Contingent	Loans/Bonding		
Authorized/in progress	80003	Feeder Improvements	-	-	4,510,587	-	-	-	-	4,510,587
Authorized/in progress	90261	Island Improvements	-	-	545,000	24,500	-	-	-	569,500
Authorized/in progress	90410	SCADA System Enhancements	-	-	675,336	-	-	-	-	675,336
Authorized/in progress	90610	Blue Lake FERC License Mitigation	-	-	243,251	-	-	-	-	243,251
Authorized/in progress	90777	Meter Replacement Upgrading Meters	-	-	535,000	-	-	-	-	535,000
Authorized/in progress	90823	Marine St. N-1 Design to New HPR	-	-	6,011,665	-	-	-	-	6,011,665
Authorized/in progress	90829	Harbor Meters	-	-	296,327	-	-	-	-	296,327
Authorized/in progress	90839	Green Lake Power Plant 35 Year Overhaul-Phase 1	395,507	-	4,004,605	-	-	4,000,000	-	8,400,112
Authorized/in progress	90840	Green Lake Power Plant Pre Overhaul Inspection	-	-	374,256	-	-	-	-	374,256
Authorized/in progress	90841	Jarvis Fuel System Repairs and Storage Tanks	-	-	304,458	-	-	-	-	304,458
Authorized/in progress	90868	69 kv Thimbleberry Trans Line Bypass	-	-	5,000	-	-	-	-	5,000
Authorized/in progress	90884	Blue Lake Dam Completion	-	-	39,133	-	-	-	-	39,133
Authorized/in progress	90942	Master Plan/rate study	-	-	250,000	-	-	-	-	250,000
Authorized/in progress	90943	Asset management/GIS	-	-	35,000	-	-	-	-	35,000
Authorized/in progress	90944	Howell -- Bungler valve/gate	-	-	150,000	-	-	-	-	150,000
Authorized/in progress	90945	Facility security cameras	-	-	50,000	-	-	-	-	50,000
Authorized/in progress	90946	Mobile diesel generator	-	-	40,000	-	-	-	-	40,000
Authorized/in progress	90947	Green Lake Excitation upgrade	-	-	125,000	-	-	-	-	125,000
Authorized/in progress	90948	Green Lake Dam power cable replacement	-	-	100,000	-	-	-	-	100,000
Authorized/in progress	90949	Wind Metering Towers	-	-	30,000	-	-	-	-	30,000
Authorized/in progress	90950	Snowtel stations	-	-	40,000	-	-	-	-	40,000
Authorized/in progress	90951	Radio Repeater	-	-	25,000	-	-	-	-	25,000
<b>Authorized/in progress Total</b>			<b>395,507</b>	<b>-</b>	<b>18,389,618</b>	<b>24,500</b>	<b>-</b>	<b>4,000,000</b>	<b>-</b>	<b>22,809,625</b>
NEW FY23	90410	SCADA System Enhancements			100,000	-	-	-	-	100,000
NEW FY23	90777	Meter Replacement			300,000	-	-	-	-	300,000
NEW FY23	TBD	Blue Lake upgrades			191,000	-	-	-	-	191,000
NEW FY23	TBD	Green Lake upgrades			203,000	-	-	-	-	203,000
NEW FY23	TBD	Green Lake Phase 2/3			15,000	-	5,500,000	1,500,000	-	7,015,000
NEW FY23	TBD	Regulatory/FERC			200,000	-	-	-	-	200,000
NEW FY23	TBD	Future Initiatives			50,000	-	-	-	-	50,000
NEW FY23	TBD	Diesel Generation upgrades			1,200,000	-	-	-	-	1,200,000
NEW FY23	TBD	Transmission and Distribution (Feeder Improvements)			930,000	-	-	-	-	930,000
NEW FY23	TBD	Substation upgrades			200,000	-	-	-	-	200,000
NEW FY23	TBD	Grid Expansion			125,000	-	-	-	-	125,000
<b>NEW FY23 Total</b>					<b>3,514,000</b>	<b>-</b>	<b>5,500,000</b>	<b>1,500,000</b>	<b>-</b>	<b>10,514,000</b>
<b>Grand Total</b>			<b>395,507</b>	<b>-</b>	<b>21,903,618</b>	<b>24,500</b>	<b>5,500,000</b>	<b>5,500,000</b>	<b>-</b>	<b>33,323,625</b>



**City and Borough of Sitka**

**DRAFT**

**WATER FUND**

**FISCAL YEAR 2023**

**Operating Budget**

City and Borough of Sitka, AK

**WATER FUND - SUMMARY BY EXPENDITURE TYPE**

	2019 Actual Amount	2020 Actual Amount	2021 Actual Amount	2022 Amended Budget	2023 Budget
<b>Revenue</b>					
State Revenue	\$ 4,633.43	\$ 19,631.13	\$ 23,575.95	\$ 18,730.00	\$ 16,886.00
Federal Revenue	\$ -	\$ -	\$ -	\$ -	\$ -
Operating Revenue	\$ 2,857,397.13	\$ 2,842,379.41	\$ 2,888,751.36	\$ 2,997,540.00	\$ 3,249,944.00
Other Operating Revenue	\$ 11,540.00	\$ 12,160.00	\$ 17,925.00	\$ 15,000.00	\$ 30,000.00
Uses of Property & Investments	\$ 109,030.21	\$ 165,892.73	\$ (45,150.50)	\$ 55,500.00	\$ 25,000.00
Interfund Billings	\$ -	\$ -	\$ -	\$ -	\$ -
Miscellaneous Revenue	\$ 1,064.70	\$ 5,016.22	\$ 726.73	\$ 1,000.00	\$ 3,000.00
Cash Basis Receipts	\$ 350,394.75	\$ 1,612,035.76	\$ 189,067.29	\$ -	\$ 40,000.00
<b>Revenue Totals</b>	<b>\$ 3,334,060.22</b>	<b>\$ 4,657,115.25</b>	<b>\$ 3,074,895.83</b>	<b>\$ 3,087,770.00</b>	<b>\$ 3,364,830.00</b>
<b>Expenditures</b>					
Salaries and Wages	\$ 195,288.45	\$ 202,879.13	\$ 212,907.48	\$ 269,440.00	\$ 284,711.60
Fringe Benefits	\$ 144,661.98	\$ 79,169.24	\$ 215,847.30	\$ 204,248.74	\$ 205,673.61
Operating Expenses	\$ 1,025,118.83	\$ 1,010,300.75	\$ 1,038,956.63	\$ 1,342,861.80	\$ 1,104,326.00
Amortization & Depreciation	\$ 1,327,199.46	\$ 1,352,697.72	\$ 1,392,249.75	\$ 1,352,691.00	\$ 1,392,251.00
Other Financing Uses	\$ -	\$ -	\$ -	\$ -	\$ -
Cash Basis Expenditures	\$ 1,059,282.30	\$ 657,000.00	\$ 5,760,165.31	\$ 487,906.00	\$ 626,018.00
<b>Expenditure Totals</b>	<b>\$ 3,751,551.02</b>	<b>\$ 3,302,046.84</b>	<b>\$ 8,620,126.47</b>	<b>\$ 3,657,147.54</b>	<b>\$ 3,612,980.21</b>
<b>Fund Total: Water Fund</b>	<b>\$ (417,490.80)</b>	<b>\$ 1,355,068.41</b>	<b>\$ (5,545,230.64)</b>	<b>\$ (569,377.54)</b>	<b>\$ (248,150.21)</b>

City and Borough of Sitka, AK

**WATER FUND - SUMMARY BY DEPARTMENT**

**Summary**

	2019 Actual Amount	2020 Actual Amount	2021 Actual Amount	2022 Amended Budget	2023 Budget
<b>Revenue</b>					
State Revenue	\$ 4,633.43	\$ 19,631.13	\$ 23,575.95	\$ 18,730.00	\$ 16,886.00
Federal Revenue	\$ -	\$ -	\$ -	\$ -	\$ -
Operating Revenue	\$ 2,857,397.13	\$ 2,842,379.41	\$ 2,888,751.36	\$ 2,997,540.00	\$ 3,249,944.00
Other Operating Revenue	\$ -	\$ -	\$ -	\$ -	\$ -
Non-Operating Revenue	\$ 11,540.00	\$ 12,160.00	\$ 17,925.00	\$ 15,000.00	\$ 30,000.00
Uses of Prop & Investment	\$ 109,030.21	\$ 165,892.73	\$ (45,150.50)	\$ 55,500.00	\$ 25,000.00
Interfund Billings	\$ -	\$ -	\$ -	\$ -	\$ -
Miscellaneous	\$ 1,064.70	\$ 5,016.22	\$ 726.73	\$ 1,000.00	\$ 3,000.00
Cash Basis Receipts	\$ 350,394.75	\$ 1,612,035.76	\$ 189,067.29	\$ -	\$ 40,000.00
<b>Revenue Totals</b>	<b>\$ 3,334,060.22</b>	<b>\$ 4,657,115.25</b>	<b>\$ 3,074,895.83</b>	<b>\$ 3,087,770.00</b>	<b>\$ 3,364,830.00</b>
<b>Expenditures</b>					
Administration	\$ 553,379.41	\$ 510,752.32	\$ 601,817.92	\$ 720,391.59	\$ 524,650.74
Distribution	\$ 404,787.10	\$ 413,968.68	\$ 461,779.33	\$ 648,276.86	\$ 625,778.10
Treatment	\$ 312,961.30	\$ 268,796.40	\$ 310,572.58	\$ 240,227.09	\$ 242,612.37
Jobbing					
Depreciation/Amortization	\$ 1,327,199.46	\$ 1,352,697.72	\$ 1,392,249.75	\$ 1,352,691.00	\$ 1,392,251.00
Debt Payments	\$ 93,941.45	\$ 98,831.72	\$ 93,541.58	\$ 625,561.00	\$ 616,688.00
Fixed Asset Acquisition			\$ -	\$ 50,000.00	\$ 61,000.00
Transfers to Capital Projects and Other Funds	\$ 1,059,282.30	\$ 657,000.00	\$ 5,760,165.31	\$ 20,000.00	\$ 150,000.00
<b>Expenditure Totals</b>	<b>\$ 3,751,551.02</b>	<b>\$ 3,302,046.84</b>	<b>\$ 8,620,126.47</b>	<b>\$ 3,657,147.54</b>	<b>\$ 3,612,980.21</b>
<b>Fund Total: Water Fund</b>	<b>\$ (417,490.80)</b>	<b>\$ 1,355,068.41</b>	<b>\$ (5,545,230.64)</b>	<b>\$ (569,377.54)</b>	<b>\$ (248,150.21)</b>



# Water Fund

Budget Year 2023

Account	Account Description	2019 Actual Amount	2020 Actual Amount	2021 Actual Amount	2022 Amended Budget	2023 Level 2
<b>Fund 210 - Water Fund</b>						
<i>Salaries and Wages</i>						
5110.001	Regular Salaries/Wages	168,868.01	161,928.46	173,427.61	226,440.00	241,711.60
5110.002	Holidays	9,021.20	8,988.72	8,782.36	.00	.00
5110.003	Sick Leave	5,582.18	20,739.62	12,375.99	.00	.00
5110.004	Overtime	11,817.06	11,222.33	18,321.52	23,000.00	23,000.00
5110.010	Temp Wages	.00	.00	.00	20,000.00	20,000.00
<i>Salaries and Wages Totals</i>		<b>\$195,288.45</b>	<b>\$202,879.13</b>	<b>\$212,907.48</b>	<b>\$269,440.00</b>	<b>\$284,711.60</b>
<i>Fringe Benefits</i>						
5120.001	Annual Leave	22,094.84	21,517.30	22,906.64	12,996.00	13,932.00
5120.002	SBS	13,152.42	13,768.84	14,267.60	17,313.42	18,306.76
5120.003	Medicare	3,111.07	3,256.93	3,374.88	4,095.32	4,330.33
5120.004	PERS	18,802.77	55,729.19	48,612.47	73,607.06	58,236.40
5120.005	Health Insurance	82,096.33	69,662.20	87,089.79	88,192.20	85,369.92
5120.006	Life Insurance	42.48	42.48	42.48	42.48	42.48
5120.007	Workmen's Compensation	9,140.07	9,822.30	7,701.49	8,002.26	8,569.72
5120.011	PERS on Behalf	.00	.00	59,084.95	.00	16,886.00
5400.000	OPEB Expense	(3,778.00)	(94,630.00)	(27,233.00)	.00	.00
<i>Fringe Benefits Totals</i>		<b>\$144,661.98</b>	<b>\$79,169.24</b>	<b>\$215,847.30</b>	<b>\$204,248.74</b>	<b>\$205,673.61</b>
<i>Operating Expenses</i>						
5201.000	Training and Travel	8,632.67	4,130.18	2,638.89	8,500.00	8,500.00
5202.000	Uniforms	871.88	846.70	622.29	1,000.00	1,000.00
5203.001	Electric	90,444.09	97,359.95	84,980.79	101,800.00	86,000.00
5203.005	Heating Fuel	3,653.18	2,141.15	1,425.24	3,400.00	.00
5204.000	Telephone	.00	.00	.00	4,000.00	.00
5204.001	Cell Phone Stipend	900.00	900.00	900.00	900.00	900.00
5205.000	Insurance	29,005.36	39,554.58	56,067.15	60,171.00	61,770.00
5206.000	Supplies	102,652.91	94,429.39	106,532.43	137,367.00	143,700.00
5207.000	Repairs & Maintenance	34,533.18	10,219.75	31,550.73	13,956.25	45,400.00
5208.000	Bldg Repair & Maint	13,325.81	10,399.28	4,313.00	4,838.00	8,338.00
5211.000	Data Processing Fees	39,999.96	31,893.00	33,645.96	38,732.00	30,466.00
5211.001	Information Technology Special Projects	7,797.00	.00	.00	.00	.00
5212.000	Contracted/Purchased Serv	50,421.99	36,984.38	36,748.02	107,741.55	76,668.00
5214.000	Interdepartment Services	448,794.02	468,137.80	449,379.10	443,905.00	253,507.00
5221.000	Transportation/Vehicles	15,845.30	12,442.75	13,784.02	24,496.00	24,007.00



# Water Fund


Budget Year 2023

Account	Account Description	2019 Actual Amount	2020 Actual Amount	2021 Actual Amount	2022 Amended Budget	2023 Level 2
<b>Fund 210 - Water Fund</b>						
<i>Operating Expenses</i>						
5222.000	Postage	8,059.54	6,567.40	4,631.29	7,000.00	7,000.00
5223.000	Tools & Small Equipment	7,084.74	315.32	2,053.05	13,800.00	16,800.00
5224.000	Dues & Publications	525.25	1,282.28	574.00	2,000.00	2,000.00
5226.000	Advertising	297.65	202.05	484.75	1,100.00	1,100.00
5227.002	Rent-Equipment	5,393.07	2,192.55	.00	3,000.00	3,000.00
5230.000	Bad Debts	591.76	6,218.83	36,620.62	20,000.00	35,000.00
5231.000	Credit Card Expense	26,675.79	26,262.14	25,837.54	35,000.00	35,000.00
5290.000	Other Expenses	3,370.09	29,172.42	447.42	2,500.00	2,500.00
5290.100	Unanticipated Repairs	32,302.14	29,817.13	52,178.76	100,000.00	60,000.00
5295.000	Interest Expense	93,941.45	98,831.72	93,541.58	207,655.00	201,670.00
<i>Operating Expenses Totals</i>		<b>\$1,025,118.83</b>	<b>\$1,010,300.75</b>	<b>\$1,038,956.63</b>	<b>\$1,342,861.80</b>	<b>\$1,104,326.00</b>
<i>Amortization &amp; Depreciation</i>						
6202.000	Depreciation-Plants	1,024,977.38	1,050,425.39	1,083,806.81	1,050,418.00	1,083,807.00
6205.000	Depreciation-Buildings	296,720.40	296,720.40	296,720.40	296,721.00	296,721.00
6206.000	Depreciation-Machinery	5,501.68	5,551.93	11,722.54	5,552.00	11,723.00
<i>Amortization &amp; Depreciation Totals</i>		<b>\$1,327,199.46</b>	<b>\$1,352,697.72</b>	<b>\$1,392,249.75</b>	<b>\$1,352,691.00</b>	<b>\$1,392,251.00</b>
<i>Cash Basis Expenditures</i>						
7103.000	Fixed Assets-Plant	.00	.00	.00	50,000.00	.00
7106.000	Fixed Assets-Machinery	.00	.00	.00	.00	61,000.00
7200.000	Interfund Transfers Out	1,059,282.30	657,000.00	5,760,165.31	20,000.00	150,000.00
7301.000	Note Principal Payments	.00	.00	.00	417,906.00	415,018.00
<i>Cash Basis Expenditures Totals</i>		<b>\$1,059,282.30</b>	<b>\$657,000.00</b>	<b>\$5,760,165.31</b>	<b>\$487,906.00</b>	<b>\$626,018.00</b>
<b>Fund 210 - Water Fund Totals</b>		<b>\$3,751,551.02</b>	<b>\$3,302,046.84</b>	<b>\$8,620,126.47</b>	<b>\$3,657,147.54</b>	<b>\$3,612,980.21</b>
<b>Net Grand Totals</b>		<b>\$3,751,551.02</b>	<b>\$3,302,046.84</b>	<b>\$8,620,126.47</b>	<b>\$3,657,147.54</b>	<b>\$3,612,980.21</b>

Water Fund - Fund 720  
FY2023 Capital Projects

Status	Project number	Project Description	Source -						Source- Total authorized (approved + contingent)	
			Source - Grants (approved)	Loans/ Bond Proceeds (approved)	Source - Working Capital	Source - Other source	Source - Contingent Grants	Source - Contingent Loans/Bonding		Source - Contingent Other
Authorized/in progress	80238	Japonski Island Water Design	-	-	50,000	-	-	-	-	50,000
Authorized/in progress	90531	Monastery St (DeGroff to Arrowhead) and Kinkead Utility & Street Improvements	-	650,000	50,000	-	-	-	-	700,000
Authorized/in progress	90833	Critical Secondary Water Supply	-	17,620,000	530,000	-	-	-	-	18,150,000
Authorized/in progress	90838	Lincoln Street Paving (Harbor Way to Harbor Drive)	-	-	80,000	-	-	-	-	80,000
Authorized/in progress	90843	Lake St (DeGroff to Arrowhead) and Hirst Utility & Street Improvements	-	850,000	50,000	-	-	-	-	900,000
Authorized/in progress	90870	Water Master Plan	-	-	100,000	-	-	-	-	100,000
Authorized/in progress	90883	Water Transmission Main Emergency repair	-	-	400,000	-	-	-	-	400,000
Authorized/in progress	90889	Blue Lake Watershed Plan	-	-	35,000	-	-	-	-	35,000
Authorized/in progress	90893	SCADA Reporting Software	-	-	10,000	-	-	-	-	10,000
Authorized/in progress	90894	Asset Management/CMMS Implementation	-	-	40,000	-	-	-	-	40,000
Authorized/in progress	90913	Water Tanks-Interior Condition Assessment Exterior Painting	-	-	40,000	-	-	-	-	40,000
Authorized/in progress	90914	Transmission Main Condition Assessment	-	-	150,000	-	-	-	-	150,000
<b>Authorized/in progress Total</b>			-	<b>19,120,000</b>	<b>1,535,000</b>	-	-	-	-	<b>20,655,000</b>
NEW FY23	90894	Asset Management/CMMS Implementation	-	-	20,000	-	-	-	-	20,000
NEW FY23	TBD	Distribution System Water Meter Installation	-	-	25,000	-	-	-	-	25,000
NEW FY23	TBD	Gibson St Water Project	-	-	75,000	-	-	-	-	75,000
NEW FY23	TBD	SCADA Communications Upgrades	-	-	30,000	-	-	-	-	30,000
<b>NEW FY23 Total</b>			-	-	<b>150,000</b>	-	-	-	-	<b>150,000</b>
Physically complete	90652	UV Disinfection Feasibility	5,561,000	6,550,000	18,000	-	-	-	-	12,129,000
<b>Physically complete Total</b>			<b>5,561,000</b>	<b>6,550,000</b>	<b>18,000</b>	-	-	-	-	<b>12,129,000</b>
<b>Grand Total</b>			<b>5,561,000</b>	<b>25,670,000</b>	<b>1,703,000</b>	-	-	-	-	<b>32,934,000</b>





**City and Borough of Sitka**

**DRAFT**

**WASTEWATER FUND**

**FISCAL YEAR 2023**

**Operating Budget**

City and Borough of Sitka, AK

WASTEWATER TREATMENT FUND - SUMMARY BY EXPENDITURE TYPE

	2019 Actual Amount	2020 Actual Amount	2021 Actual Amount	2022 Amended Budget	2023 Budget
<b>Revenue</b>					
State Revenue	\$ 14,177.21	\$ 57,694.85	\$ 69,157.74	\$ 55,047.00	\$ 51,718.00
Federal Revenue	\$ -	\$ -	\$ 13,397.01	\$ -	\$ -
Operating Revenue	\$ 3,315,092.42	\$ 3,520,556.68	\$ 3,576,595.35	\$ 3,636,000.00	\$ 3,896,664.00
Other Operating Revenue	\$ 16,869.00	\$ 12,920.00	\$ 15,380.00	\$ 17,000.00	\$ 30,000.00
Uses of Property & Investments	\$ 307,758.61	\$ 274,054.96	\$ (26,602.00)	\$ 80,000.00	\$ 71,200.00
Interfund Billings	\$ -	\$ -	\$ -	\$ -	\$ -
Miscellaneous Revenue	\$ 3,667.63	\$ 760.27	\$ 3,197.68	\$ 2,000.00	\$ 3,000.00
Cash Basis Receipts	\$ 135,149.69	\$ 1,154,157.97	\$ 286,716.48	\$ -	\$ 80,000.00
<b>Revenue Totals</b>	<b>\$ 3,792,714.56</b>	<b>\$ 5,020,144.73</b>	<b>\$ 3,937,842.26</b>	<b>\$ 3,790,047.00</b>	<b>\$ 4,132,582.00</b>
<b>Expenditures</b>					
Salaries and Wages	\$ 588,047.91	\$ 601,094.48	\$ 630,310.74	\$ 717,694.96	\$ 808,398.72
Fringe Benefits	\$ 359,091.90	\$ 335,717.90	\$ 654,976.00	\$ 534,345.29	\$ 576,754.68
Operating Expenses	\$ 1,197,746.20	\$ 1,312,000.16	\$ 1,460,809.64	\$ 1,694,639.75	\$ 1,479,029.00
Amortization & Depreciation	\$ 895,228.77	\$ 889,453.05	\$ 883,546.97	\$ 889,455.00	\$ 883,549.00
Other Financing Uses		\$ -	\$ -	\$ -	\$ -
Cash Basis Expenditures	\$ 1,786,370.06	\$ 370,000.43	\$ 9,180,802.24	\$ 824,251.00	\$ 497,319.00
<b>Expenditure Totals</b>	<b>\$ 4,826,484.84</b>	<b>\$ 3,508,266.02</b>	<b>\$ 12,810,445.59</b>	<b>\$ 4,660,386.00</b>	<b>\$ 4,245,050.40</b>
<b>Fund Total: Wastewater Treatment Fund</b>	<b>\$ (1,033,770.28)</b>	<b>\$ 1,511,878.71</b>	<b>\$ (8,872,603.33)</b>	<b>\$ (870,339.00)</b>	<b>\$ (112,468.40)</b>

City and Borough of Sitka, AK

WASTEWATER TREATMENT FUND - SUMMARY BY DEPARTMENT

Summary

	2019 Actual Amount	2020 Actual Amount	2021 Actual Amount	2022 Amended Budget	2023 Budget
<b>Revenue</b>					
State Revenue	\$ 14,177.21	\$ 57,694.85	\$ 69,157.74	\$ 55,047.00	\$ 51,718.00
Federal Revenue	\$ -	\$ -	\$ 13,397.01	\$ -	\$ -
Operating Revenue	\$ 3,315,092.42	\$ 3,520,556.68	\$ 3,576,595.35	\$ 3,636,000.00	\$ 3,896,664.00
Other Operating Revenue	\$ -	\$ -	\$ -	\$ -	\$ -
Non-Operating Revenue	\$ 16,869.00	\$ 12,920.00	\$ 15,380.00	\$ 17,000.00	\$ 30,000.00
Uses of Prop & Investment	\$ 307,758.61	\$ 274,054.96	\$ (26,602.00)	\$ 80,000.00	\$ 71,200.00
Interfund Billings	\$ -	\$ -	\$ -	\$ -	\$ -
Cash Basis Receipts	\$ 135,149.69	\$ 1,154,157.97	\$ 286,716.48	\$ -	\$ 80,000.00
Miscellaneous	\$ 3,667.63	\$ 760.27	\$ 3,197.68	\$ 2,000.00	\$ 3,000.00
<b>Revenue Totals</b>	<b>\$ 3,792,714.56</b>	<b>\$ 5,020,144.73</b>	<b>\$ 3,937,842.26</b>	<b>\$ 3,790,047.00</b>	<b>\$ 4,132,582.00</b>
<b>Expenditures</b>					
Administration	\$ 637,651.96	\$ 592,942.55	\$ 937,538.83	\$ 1,063,441.41	\$ 996,673.99
Distribution	\$ 11,340.91	\$ -	\$ -	\$ -	\$ -
Collections	\$ 911,986.71	\$ 1,050,727.40	\$ 1,008,646.00	\$ 1,430,202.68	\$ 1,513,745.03
Treatment	\$ 478,670.36	\$ 498,937.25	\$ 676,231.97	\$ 248,188.91	\$ 308,836.38
Jobbing	\$ -	\$ -	\$ -	\$ -	\$ -
Depreciation/Amortization	\$ 895,228.77	\$ 889,453.05	\$ 883,546.97	\$ 889,455.00	\$ 883,549.00
Debt Payments	\$ 105,236.07	\$ 106,205.34	\$ 123,679.58	\$ 519,098.00	\$ 382,246.00
Fixed Asset Acquisition	\$ -	\$ -	\$ -	\$ 50,000.00	\$ 40,000.00
Transfers to Capital Projects and Other Funds	\$ 1,786,370.06	\$ 370,000.43	\$ 9,180,802.24	\$ 460,000.00	\$ 120,000.00
Other	\$ -	\$ -	\$ -	\$ -	\$ -
<b>Expenditure Totals</b>	<b>\$ 4,826,484.84</b>	<b>\$ 3,508,266.02</b>	<b>\$ 12,810,445.59</b>	<b>\$ 4,660,386.00</b>	<b>\$ 4,245,050.40</b>
<b>Fund Total: Wastewater Treatment Fund</b>	<b>\$ (1,033,770.28)</b>	<b>\$ 1,511,878.71</b>	<b>\$ (8,872,603.33)</b>	<b>\$ (870,339.00)</b>	<b>\$ (112,468.40)</b>



# Wastewater Fund

Budget Year 2023

Account	Account Description	2019 Actual Amount	2020 Actual Amount	2021 Actual Amount	2022 Amended Budget	2023 Level 2
<b>Fund 220 - Waste Water Treatment</b>						
<i>Salaries and Wages</i>						
5110.001	Regular Salaries/Wages	496,900.37	507,859.31	527,899.14	668,694.96	759,398.72
5110.002	Holidays	24,015.09	26,841.47	23,182.71	.00	.00
5110.003	Sick Leave	35,892.20	41,861.71	25,590.07	.00	.00
5110.004	Overtime	31,240.25	22,372.99	53,638.82	29,000.00	29,000.00
5110.010	Temp Wages	.00	2,159.00	.00	20,000.00	20,000.00
<i>Salaries and Wages Totals</i>		<b>\$588,047.91</b>	<b>\$601,094.48</b>	<b>\$630,310.74</b>	<b>\$717,694.96</b>	<b>\$808,398.72</b>
<i>Fringe Benefits</i>						
5120.001	Annual Leave	55,684.69	54,021.19	55,660.32	31,196.00	29,839.00
5120.002	SBS	39,235.59	40,576.91	41,706.35	45,907.11	51,383.85
5120.003	Medicare	9,280.85	9,598.17	9,865.29	10,858.91	12,154.46
5120.004	PERS	51,936.76	44,191.11	142,383.13	208,540.10	173,447.26
5120.005	Health Insurance	170,980.45	155,613.37	209,168.03	211,689.72	231,271.92
5120.006	Life Insurance	96.99	99.86	101.04	101.04	101.04
5120.007	Workmen's Compensation	31,876.57	31,617.29	24,425.10	26,052.41	26,839.15
5120.011	PERS on Behalf	.00	.00	171,666.74	.00	51,718.00
<i>Fringe Benefits Totals</i>		<b>\$359,091.90</b>	<b>\$335,717.90</b>	<b>\$654,976.00</b>	<b>\$534,345.29</b>	<b>\$576,754.68</b>
<i>Operating Expenses</i>						
5201.000	Training and Travel	11,635.68	7,421.65	200.00	14,000.00	12,000.00
5202.000	Uniforms	2,482.50	718.95	2,943.42	3,500.00	3,500.00
5203.001	Electric	172,185.24	184,792.62	245,766.52	185,000.00	250,000.00
5203.005	Heating Fuel	20,424.74	18,579.58	2,262.30	21,000.00	18,000.00
5204.000	Telephone	2,977.04	2,277.88	1,233.13	5,800.00	1,260.00
5204.001	Cell Phone Stipend	1,925.00	2,100.00	2,025.00	2,100.00	2,100.00
5205.000	Insurance	28,952.83	31,655.00	45,046.28	45,047.00	46,770.00
5206.000	Supplies	13,324.17	88,084.42	81,097.29	99,200.00	99,200.00
5207.000	Repairs & Maintenance	741.87	67,485.04	29,077.06	65,000.00	70,500.00
5208.000	Bldg Repair & Maint	25,374.83	16,042.38	25,873.00	40,281.00	21,280.00
5211.000	Data Processing Fees	69,000.00	69,629.04	72,953.04	80,105.00	73,275.00
5211.001	Information Technology Special Projects	15,593.00	.00	.00	.00	.00
5212.000	Contracted/Purchased Serv	57,956.24	43,546.05	77,634.46	125,768.75	119,945.00
5214.000	Interdepartment Services	422,683.25	423,420.56	451,759.57	436,583.00	360,880.00
5221.000	Transportation/Vehicles	172,018.71	166,525.92	171,923.87	180,160.00	183,244.00
5222.000	Postage	6,777.76	5,874.26	5,536.97	6,000.00	6,000.00




# Wastewater Fund

Budget Year 2023

Account	Account Description	2019 Actual Amount	2020 Actual Amount	2021 Actual Amount	2022 Amended Budget	2023 Level 2
<b>Fund 220 - Waste Water Treatment</b>						
<i>Operating Expenses</i>						
5223.000	Tools & Small Equipment	3,395.35	1,101.22	6,635.20	5,500.00	8,400.00
5224.000	Dues & Publications	962.00	1,573.90	1,326.25	2,000.00	2,000.00
5226.000	Advertising	971.80	.00	.00	1,000.00	1,000.00
5227.002	Rent-Equipment	683.63	8,496.00	4,248.00	4,748.00	4,748.00
5230.000	Bad Debts	2,878.67	7,572.00	44,232.60	20,000.00	48,000.00
5231.000	Credit Card Expense	32,064.34	32,080.26	30,489.62	45,000.00	40,000.00
5290.000	Other Expenses	1,251.74	828.87	.00	2,000.00	2,000.00
5290.100	Unanticipated Repairs	26,249.74	25,989.22	34,866.48	100,000.00	60,000.00
5295.000	Interest Expense	105,236.07	106,205.34	123,679.58	204,847.00	44,927.00
<i>Operating Expenses Totals</i>		<b>\$1,197,746.20</b>	<b>\$1,312,000.16</b>	<b>\$1,460,809.64</b>	<b>\$1,694,639.75</b>	<b>\$1,479,029.00</b>
<i>Amortization &amp; Depreciation</i>						
6202.000	Depreciation-Plants	758,004.29	776,404.56	797,627.57	776,405.00	797,628.00
6205.000	Depreciation-Buildings	33,599.16	33,599.28	33,599.16	33,600.00	33,600.00
6206.000	Depreciation-Machinery	103,625.32	79,449.21	52,320.24	79,450.00	52,321.00
<i>Amortization &amp; Depreciation Totals</i>		<b>\$895,228.77</b>	<b>\$889,453.05</b>	<b>\$883,546.97</b>	<b>\$889,455.00</b>	<b>\$883,549.00</b>
<i>Cash Basis Expenditures</i>						
7103.000	Fixed Assets-Plant	.00	.00	.00	50,000.00	.00
7106.000	Fixed Assets-Machinery	.00	.00	.00	.00	40,000.00
7200.000	Interfund Transfers Out	1,786,370.06	370,000.43	9,180,802.24	460,000.00	120,000.00
7301.000	Note Principal Payments	.00	.00	.00	314,251.00	337,319.00
<i>Cash Basis Expenditures Totals</i>		<b>\$1,786,370.06</b>	<b>\$370,000.43</b>	<b>\$9,180,802.24</b>	<b>\$824,251.00</b>	<b>\$497,319.00</b>
<b>Fund 220 - Waste Water Treatment Totals</b>		<b>\$4,826,484.84</b>	<b>\$3,508,266.02</b>	<b>\$12,810,445.59</b>	<b>\$4,660,386.00</b>	<b>\$4,245,050.40</b>
<b>Net Grand Totals</b>		<b>\$4,826,484.84</b>	<b>\$3,508,266.02</b>	<b>\$12,810,445.59</b>	<b>\$4,660,386.00</b>	<b>\$4,245,050.40</b>

Wastewater Fund - Fund 730  
FY2023 Capital Projects

Status	Project number	Project Description	Source -						Source- Total authorized (approved + contingent)	
			Source - Grants (approved)	Loans/ Bond Proceeds (approved)	Source - Working Capital	Source - Other source	Source - Contingent Grants	Source - Contingent Loans/Bonding		Source - Contingent Other
Authorized/in progress	90447	WWTP Control System	-	-	488,000	-	-	-	-	488,000
Authorized/in progress	90531	Monastery St (DeGroff to Arrowhead) and Kinkead Utility & Street Improvements	-	275,000	30,000	-	-	-	-	305,000
Authorized/in progress	90565	Jamestown East Lift Station Replacement	-	-	85,000	-	-	-	-	85,000
Authorized/in progress	90655	WWTP-Rehabilitation	-	9,737,000	45,000	-	-	-	-	9,782,000
Authorized/in progress	90676	Brady Street Lift Station Rehabilitation	-	217,400	875,002	-	-	-	-	1,092,402
Authorized/in progress	90783	Replace Generators - Lift Stations	-	311,000	236,000	-	-	-	-	547,000
Authorized/in progress	90784	WWTP Blowers	-	-	90,000	-	-	-	-	90,000
Authorized/in progress	90809	Replace WWTP Influent Grinder	-	-	100,000	-	-	-	-	100,000
Authorized/in progress	90838	Lincoln Street Paving (Harbor Way to Harbor Drive)	-	-	20,000	-	-	-	-	20,000
Authorized/in progress	90843	Lake St (DeGroff to Arrowhead) and Hirst Utility & Street Improvements	-	975,000	50,000	-	-	-	-	1,025,000
Authorized/in progress	90845	Trailer Mounted Pump	-	-	90,000	-	-	-	-	90,000
Authorized/in progress	90862	Japonski Sewer Force Main Condition Assessment	-	-	250,000	-	-	-	-	250,000
Authorized/in progress	90894	Asset Management/CMMS Implementation	-	-	45,000	-	-	-	-	45,000
Authorized/in progress	90895	Wastewater Master Plan	-	-	120,000	-	-	-	-	120,000
Authorized/in progress	90898	Granite Creek WW Pump	-	-	16,000	-	-	-	-	16,000
Authorized/in progress	90916	WWTP Blower Manifold Assessment/Design	-	-	60,000	-	-	-	-	60,000
Authorized/in progress	90917	Lincoln Street Lift Station Valve Replacement	-	-	55,000	-	-	-	-	55,000
Authorized/in progress	90918	WWTP Clarifier Drive Replacement	-	-	55,000	-	-	-	-	55,000
Authorized/in progress	90919	Thomsen Harbor Lift Station Rehabilitation	-	-	495,000	-	-	-	-	495,000
Authorized/in progress	90952	Sludge thickener catwalk replacement	-	-	20,000	-	-	-	-	20,000
<b>Authorized/in progress Total</b>			-	<b>11,515,400</b>	<b>3,225,002</b>	-	-	-	-	<b>14,740,402</b>
NEW FY23	90894	Asset Management/CMMS Implementation	-	-	20,000	-	-	-	-	20,000
NEW FY23	90919	Thomsen Harbor Lift Station Rehabilitation	-	-	25,000	-	-	-	-	25,000
NEW FY23	TBD	Old Sitka Rocks Lift Station Control Panel	-	-	25,000	-	-	-	-	25,000
NEW FY23	TBD	SCADA Communication Upgrades	-	-	50,000	-	-	-	-	50,000
<b>NEW FY23 Total</b>			-	-	<b>120,000</b>	-	-	-	-	<b>120,000</b>
Physically complete	90713	Landfill & Crescent Lift Station Improvements	-	1,329,462	87,976	-	-	-	-	1,417,438
<b>Physically complete Total</b>			-	<b>1,329,462</b>	<b>87,976</b>	-	-	-	-	<b>1,417,438</b>
<b>Grand Total</b>			-	<b>12,844,862</b>	<b>3,432,978</b>	-	-	-	-	<b>16,277,840</b>



**City and Borough of Sitka**

**DRAFT**

**SOLID WASTE FUND**

**FISCAL YEAR 2023**

**Operating Budget**

City and Borough of Sitka, AK

**SOLID WASTE DISPOSAL FUND - SUMMARY BY EXPENDITURE TYPE**

	2019 Actual Amount	2020 Actual Amount	2021 Actual Amount	2022 Amended Budget	2023 Budget
<b>Revenue</b>					
State Revenue	\$ 3,084.04	\$ 11,377.04	\$ 15,189.74	\$ 10,855.00	\$ 9,876.00
Federal Revenue	\$ -	\$ -	\$ -	\$ -	\$ -
Operating Revenue	\$ 4,534,359.80	\$ 4,691,496.64	\$ 4,914,771.18	\$ 4,786,500.00	\$ 5,767,475.00
Other Operating Revenue	\$ -	\$ -	\$ -	\$ -	\$ -
Uses of Property & Investments	\$ 13,337.55	\$ 53,917.43	\$ (16,547.75)	\$ 6,000.00	\$ 11,000.00
Interfund Billings	\$ -	\$ -	\$ -	\$ -	\$ -
Miscellaneous Revenue	\$ (197.00)	\$ 3,461.75	\$ 9,419.65	\$ 4,000.00	\$ 3,000.00
Cash Basis Receipts	\$ 59,110.06	\$ 80,752.35	\$ 15,137.59	\$ 3,000,000.00	\$ 150,000.00
<b>Revenue Totals</b>	<b>\$ 4,609,694.45</b>	<b>\$ 4,841,005.21</b>	<b>\$ 4,937,970.41</b>	<b>\$ 7,807,355.00</b>	<b>\$ 5,941,351.00</b>
<b>Expenditures</b>					
Salaries and Wages	\$ 133,072.51	\$ 122,921.36	\$ 145,335.97	\$ 153,280.08	\$ 155,785.68
Fringe Benefits	\$ 69,086.25	\$ 293,497.98	\$ 136,294.82	\$ 98,133.56	\$ 119,164.51
Operating Expenses	\$ 4,258,071.00	\$ 3,926,569.17	\$ 4,377,481.95	\$ 5,071,086.00	\$ 5,044,312.00
Amortization & Depreciation	\$ 168,691.85	\$ 172,861.36	\$ 176,517.35	\$ 262,852.00	\$ 176,520.00
Other Financing Uses	\$ -	\$ -	\$ -	\$ -	\$ -
Cash Basis Expenditures	\$ 425,000.00	\$ 23,000.00	\$ 33,222.00	\$ 3,205,798.00	\$ 208,798.00
<b>Expenditure Totals</b>	<b>\$ 5,053,921.61</b>	<b>\$ 4,538,849.87</b>	<b>\$ 4,868,852.09</b>	<b>\$ 8,791,149.64</b>	<b>\$ 5,704,580.19</b>
<b>Fund Total: Solid Waste Disposal Fund</b>	<b>\$ (444,227.16)</b>	<b>\$ 302,155.34</b>	<b>\$ 69,118.32</b>	<b>\$ (983,794.64)</b>	<b>\$ 236,770.81</b>



City and Borough of Sitka, AK

**SOLID WASTE DISPOSAL FUND - SUMMARY BY DEPARTMENT**

	2019 Actual Amount	2020 Actual Amount	2021 Actual Amount	2022 Amended Budget	2023 Budget
<b>Revenue</b>					
State Revenue	\$ 3,084.04	\$ 11,377.04	\$ 15,189.74	\$ 10,855.00	\$ 9,876.00
Federal Revenue	\$ -	\$ -	\$ -	\$ -	\$ -
Operating Revenue	\$ 4,534,359.80	\$ 4,691,496.64	\$ 4,914,771.18	\$ 4,786,500.00	\$ 5,767,475.00
Other Operating Revenue	\$ -	\$ -	\$ -	\$ -	\$ -
Uses of Prop & Investment	\$ 13,337.55	\$ 53,917.43	\$ (16,547.75)	\$ 6,000.00	\$ 11,000.00
Interfund Billings	\$ -	\$ -	\$ -	\$ -	\$ -
Miscellaneous	\$ (197.00)	\$ 3,461.75	\$ 9,419.65	\$ 4,000.00	\$ 3,000.00
Cash Basis Receipts	\$ 59,110.06	\$ 80,752.35	\$ 15,137.59	\$ 3,000,000.00	\$ 150,000.00
<b>Revenue Totals</b>	<b>\$ 4,609,694.45</b>	<b>\$ 4,841,005.21</b>	<b>\$ 4,937,970.41</b>	<b>\$ 7,807,355.00</b>	<b>\$ 5,941,351.00</b>
<b>Expenditures</b>					
Administration	\$ 1,434,703.42	\$ 2,000,200.70	\$ 1,644,593.77	\$ 1,935,775.00	\$ 2,024,385.00
Transfer Station	\$ 1,906,970.54	\$ 1,465,060.23	\$ 2,028,585.29	\$ 2,311,969.00	\$ 2,447,910.00
Landfill	\$ 486,381.95	\$ 316,216.04	\$ 341,205.87	\$ 428,966.00	\$ 207,558.00
Scrap Yard	\$ 535,334.28	\$ 459,132.63	\$ 597,505.79	\$ 536,139.85	\$ 608,843.22
Dropoff Recycle Center	\$ 77,708.15	\$ 84,996.82	\$ 31,579.41	\$ 95,753.79	\$ 18,406.97
Jobbing	\$ -	\$ -	\$ -	\$ -	\$ -
Depreciation/Amortization	\$ 168,691.85	\$ 172,861.36	\$ 176,517.35	\$ 262,852.00	\$ 176,520.00
Debt Payments	\$ 19,131.42	\$ 17,382.09	\$ 15,642.61	\$ 129,694.00	\$ 220,957.00
Fixed Asset Acquisition	\$ -	\$ -	\$ -	\$ 20,000.00	\$ -
Transfers to Capital Projects and Other Funds	\$ 425,000.00	\$ 23,000.00	\$ 33,222.00	\$ 3,070,000.00	\$ -
Other	\$ -	\$ -	\$ -	\$ -	\$ -
<b>Expenditure Totals</b>	<b>\$ 5,053,921.61</b>	<b>\$ 4,538,849.87</b>	<b>\$ 4,868,852.09</b>	<b>\$ 8,791,149.64</b>	<b>\$ 5,704,580.19</b>
<b>Fund Total: Solid Waste Disposal Fund</b>	<b>\$ (444,227.16)</b>	<b>\$ 302,155.34</b>	<b>\$ 69,118.32</b>	<b>\$ (983,794.64)</b>	<b>\$ 236,770.81</b>



# Solid Waste Fund

Budget Year 2023

Account	Account Description	2019 Actual Amount	2020 Actual Amount	2021 Actual Amount	2022 Amended Budget	2023 Level 2
<b>Fund 230 - Solid Waste Fund</b>						
<i>Salaries and Wages</i>						
5110.001	Regular Salaries/Wages	117,157.69	109,753.77	118,762.81	153,280.08	155,785.68
5110.002	Holidays	5,556.66	5,550.10	6,886.10	.00	.00
5110.003	Sick Leave	5,832.27	6,414.66	7,710.31	.00	.00
5110.004	Overtime	4,525.89	1,202.83	11,976.75	.00	.00
<i>Salaries and Wages Totals</i>		<b>\$133,072.51</b>	<b>\$122,921.36</b>	<b>\$145,335.97</b>	<b>\$153,280.08</b>	<b>\$155,785.68</b>
<i>Fringe Benefits</i>						
5120.001	Annual Leave	9,585.67	8,293.62	8,579.79	5,116.00	5,026.00
5120.002	SBS	8,498.21	7,939.17	9,366.31	9,709.62	9,857.80
5120.003	Medicare	2,010.20	1,877.95	2,215.55	2,296.73	2,331.77
5120.004	PERS	11,564.53	248,274.90	32,093.06	44,576.46	34,272.96
5120.005	Health Insurance	30,819.75	18,445.20	24,273.06	24,580.32	51,943.44
5120.006	Life Insurance	38.17	33.84	34.00	36.36	30.24
5120.007	Workmen's Compensation	9,084.72	9,774.30	11,758.24	11,818.07	5,826.30
5120.008	Unemployment	.00	.00	6,995.07	.00	.00
5120.011	PERS on Behalf	.00	.00	58,936.74	.00	9,876.00
5400.000	OPEB Expense	(2,515.00)	(1,141.00)	(17,957.00)	.00	.00
<i>Fringe Benefits Totals</i>		<b>\$69,086.25</b>	<b>\$293,497.98</b>	<b>\$136,294.82</b>	<b>\$98,133.56</b>	<b>\$119,164.51</b>
<i>Operating Expenses</i>						
5201.000	Training and Travel	3,836.47	999.07	361.37	3,000.00	14,000.00
5202.000	Uniforms	543.39	1,313.95	1,113.58	2,000.00	2,000.00
5203.001	Electric	34,940.57	47,949.59	53,440.37	45,300.00	50,000.00
5204.000	Telephone	1,950.57	1,990.80	1,999.23	1,990.00	2,000.00
5204.001	Cell Phone Stipend	.00	.00	.00	.00	900.00
5205.000	Insurance	2,686.23	3,833.41	5,436.84	5,848.00	5,940.00
5206.000	Supplies	34,547.54	9,906.21	19,881.63	27,000.00	32,000.00
5207.000	Repairs & Maintenance	435.87	13.64	.00	.00	.00
5208.000	Bldg Repair & Maint	29,911.63	7,892.59	8,624.00	9,677.00	8,338.00
5211.000	Data Processing Fees	8,300.04	18,015.96	18,552.96	19,495.00	25,685.00
5211.001	Information Technology Special Projects	3,119.00	.00	.00	.00	.00
5212.000	Contracted/Purchased Serv	3,232,574.36	2,973,438.92	3,406,201.28	4,083,877.00	4,263,511.00
5214.000	Interdepartment Services	406,291.48	452,997.45	419,225.82	418,737.00	398,721.00
5221.000	Transportation/Vehicles	399,359.01	331,542.89	344,415.22	309,466.00	83,058.00
5222.000	Postage	6,750.00	5,625.00	3,375.00	6,000.00	6,000.00




# Solid Waste Fund

Budget Year 2023

Account	Account Description	2019 Actual Amount	2020 Actual Amount	2021 Actual Amount	2022 Amended Budget	2023 Level 2
<b>Fund 230 - Solid Waste Fund</b>						
<i>Operating Expenses</i>						
5223.000	Tools & Small Equipment	5,473.80	275.68	4,571.81	3,000.00	.00
5224.000	Dues & Publications	268.00	268.00	268.00	300.00	.00
5226.000	Advertising	2,050.85	684.80	1,858.20	1,500.00	.00
5227.002	Rent-Equipment	30,866.96	30,655.00	70.20	35,000.00	35,000.00
5230.000	Bad Debts	2,488.01	10,618.02	44,152.99	20,000.00	40,000.00
5231.000	Credit Card Expense	39,525.30	38,007.10	38,832.99	60,000.00	60,000.00
5290.000	Other Expenses	(6,979.50)	(26,841.00)	(10,542.15)	5,000.00	5,000.00
5295.000	Interest Expense	19,131.42	17,382.09	15,642.61	13,896.00	12,159.00
<i>Operating Expenses Totals</i>		<b>\$4,258,071.00</b>	<b>\$3,926,569.17</b>	<b>\$4,377,481.95</b>	<b>\$5,071,086.00</b>	<b>\$5,044,312.00</b>
<i>Amortization &amp; Depreciation</i>						
6201.000	Depreciation-Land Improve	88,511.70	89,989.46	89,989.45	179,979.00	89,990.00
6202.000	Depreciation-Plants	6,686.16	9,377.90	12,069.64	9,378.00	12,070.00
6205.000	Depreciation-Buildings	68,447.04	68,447.04	68,447.04	68,448.00	68,448.00
6206.000	Depreciation-Machinery	5,046.95	5,046.96	6,011.22	5,047.00	6,012.00
<i>Amortization &amp; Depreciation Totals</i>		<b>\$168,691.85</b>	<b>\$172,861.36</b>	<b>\$176,517.35</b>	<b>\$262,852.00</b>	<b>\$176,520.00</b>
<i>Cash Basis Expenditures</i>						
7106.000	Fixed Assets-Machinery	.00	.00	.00	20,000.00	.00
7200.000	Interfund Transfers Out	425,000.00	23,000.00	33,222.00	3,070,000.00	.00
7301.000	Note Principal Payments	.00	.00	.00	115,798.00	208,798.00
<i>Cash Basis Expenditures Totals</i>		<b>\$425,000.00</b>	<b>\$23,000.00</b>	<b>\$33,222.00</b>	<b>\$3,205,798.00</b>	<b>\$208,798.00</b>
<b>Fund 230 - Solid Waste Fund Totals</b>		<b>\$5,053,921.61</b>	<b>\$4,538,849.87</b>	<b>\$4,868,852.09</b>	<b>\$8,791,149.64</b>	<b>\$5,704,580.19</b>
<b>Net Grand Totals</b>		<b>\$5,053,921.61</b>	<b>\$4,538,849.87</b>	<b>\$4,868,852.09</b>	<b>\$8,791,149.64</b>	<b>\$5,704,580.19</b>

Solid Waste Fund - Fund 740  
FY2023 Capital Projects

Status	Project number	Project Description	Source -	Source -	Source -	Source -	Source -	Source -	Source - Total
			Grants (approved)	Loans/ Bond Proceeds (approved)	Working Capital	Source - Other source	Contingent Grants	Contingent Loans/Bonding	Contingent Other
Authorized/in progress	90847	Expansion of Biosolids	-	-	500,000	-	-	-	500,000
Authorized/in progress	90865	Transfer Station Building	-	-	170,000	-	-	-	170,000
Authorized/in progress	90871	Kimsham Landfill Drainage Compliance	-	-	100,000	-	-	-	100,000
Authorized/in progress	90899	Scrap Yard Electrical	-	-	8,000	-	-	-	8,000
Authorized/in progress	90900	Scrap Yard / Impound Fence	-	-	15,000	-	-	-	15,000
Authorized/in progress	90920	Scrap Yard Tank Circular Concrete Structure Repairs	-	-	8,500	-	-	-	8,500
Authorized/in progress	90921	Transfer Station Lighting	-	-	10,000	-	-	-	10,000
Authorized/in progress	90953	Recycling Loading Dock Repair	-	-	15,000	-	-	-	15,000
Authorized/in progress	90954	Transfer Station Cameras	-	-	55,000	-	-	-	55,000
Authorized/in progress	90963	Solid Waste Compactor	-	2,790,000	-	210,000	-	-	3,000,000
<b>Authorized/in progress Total</b>			-	<b>2,790,000</b>	<b>881,500</b>	<b>210,000</b>	-	-	<b>3,881,500</b>
<b>Grand Total</b>			-	<b>2,790,000</b>	<b>881,500</b>	<b>210,000</b>	-	-	<b>3,881,500</b>



**City and Borough of Sitka**

**DRAFT**

**HARBOR FUND**

**FISCAL YEAR 2023**

**Operating Budget**

City and Borough of Sitka, AK

**HARBOR FUND - SUMMARY BY EXPENDITURE TYPE**

	2019 Actual Amount	2020 Actual Amount	2021 Actual Amount	2022 Amended Budget	2023 Budget
<b>Revenue</b>					
State Revenue	\$ 1,199,728.44	\$ 664,888.14	\$ 907,384.58	\$ 663,152.00	\$ 887,553.00
Federal Revenue	\$ -	\$ -	\$ -	\$ -	\$ -
Operating Revenue	\$ 2,426,116.66	\$ 2,333,745.53	\$ 2,318,098.72	\$ 2,581,000.00	\$ 2,870,867.00
Other Operating Revenue	\$ 112,505.54	\$ 102,586.71	\$ 189,287.26	\$ 94,000.00	\$ 249,000.00
Uses of Property & Investments	\$ 410,701.15	\$ 427,755.74	\$ (56,655.34)	\$ 120,000.00	\$ 115,000.00
Interfund Billings	\$ -	\$ -	\$ -	\$ -	\$ -
Miscellaneous Revenue	\$ 87,882.40	\$ 4,116.25	\$ 8,735.04	\$ 6,000.00	\$ 15,000.00
Cash Basis Receipts	\$ 59,891.79	\$ 618,448.83	\$ 14,571,903.64	\$ 60,600.00	\$ 238,590.00
<b>Revenue Totals</b>	<b>\$ 4,296,825.98</b>	<b>\$ 4,151,541.20</b>	<b>\$ 17,938,753.90</b>	<b>\$ 3,524,752.00</b>	<b>\$ 4,376,010.00</b>
<b>Expenditures</b>					
Salaries and Wages	\$ 499,722.83	\$ 492,851.94	\$ 522,025.98	\$ 543,302.88	\$ 663,967.36
Fringe Benefits	\$ 311,701.18	\$ 241,423.27	\$ 515,285.53	\$ 420,370.36	\$ 469,533.33
Operating Expenses	\$ 1,429,925.01	\$ 1,944,551.81	\$ 1,745,195.99	\$ 1,966,297.00	\$ 1,956,724.00
Amortization & Depreciation	\$ 1,375,768.38	\$ 1,383,329.57	\$ 1,992,287.58	\$ 1,726,080.00	\$ 1,735,228.00
Other Financing Uses	\$ 140,617.95	\$ -	\$ 28,876.07	\$ -	\$ -
Cash Basis Expenditures	\$ 8,003,515.92	\$ 1,997,772.00	\$ 576,000.00	\$ 4,107,348.00	\$ 1,457,348.00
<b>Expenditure Totals</b>	<b>\$ 11,761,251.27</b>	<b>\$ 6,059,928.59</b>	<b>\$ 5,379,671.15</b>	<b>\$ 8,763,398.24</b>	<b>\$ 6,282,800.69</b>
<b>Fund Total: Harbor Fund</b>	<b>\$ (7,464,425.29)</b>	<b>\$ (1,908,387.39)</b>	<b>\$ 12,559,082.75</b>	<b>\$ (5,238,646.24)</b>	<b>\$ (1,906,790.69)</b>

City and Borough of Sitka, AK

**HARBOR FUND - SUMMARY BY DEPARTMENT**

	2019 Actual Amount	2020 Actual Amount	2021 Actual Amount	2022 Amended Budget	2023 Budget
<b>Revenue</b>					
State Revenue	\$ 1,199,728.44	\$ 664,888.14	\$ 907,384.58	\$ 663,152.00	\$ 887,553.00
Federal Revenue	\$ -	\$ -	\$ -	\$ -	\$ -
Operating Revenue	\$ 2,426,116.66	\$ 2,333,745.53	\$ 2,318,098.72	\$ 2,581,000.00	\$ 2,870,867.00
Other Operating Revenue	\$ 112,505.54	\$ 102,586.71	\$ 189,287.26	\$ 94,000.00	\$ 249,000.00
Uses of Prop & Investment	\$ 410,701.15	\$ 427,755.74	\$ (56,655.34)	\$ 120,000.00	\$ 115,000.00
Interfund Billings	\$ -	\$ -	\$ -	\$ -	\$ -
Miscellaneous	\$ 87,882.40	\$ 4,116.25	\$ 8,735.04	\$ 6,000.00	\$ 15,000.00
Interfund Transfers In	\$ -	\$ -	\$ -	\$ -	\$ -
Cash Basis Receipts	\$ 59,891.79	\$ 618,448.83	\$ 14,571,903.64	\$ 60,600.00	\$ 238,590.00
<b>Revenue Totals</b>	<b>\$ 4,296,825.98</b>	<b>\$ 4,151,541.20</b>	<b>\$ 17,938,753.90</b>	<b>\$ 3,524,752.00</b>	<b>\$ 4,376,010.00</b>
<b>Expenditures</b>					
Administration	\$ 523,747.46	\$ 612,969.57	\$ 780,139.98	\$ 847,101.98	\$ 977,715.79
Operations	\$ 1,489,996.27	\$ 1,474,631.60	\$ 1,562,141.19	\$ 1,576,426.26	\$ 1,745,546.90
Jobbing Expenses	\$ -	\$ -	\$ -	\$ -	\$ -
Depreciation/Amortization	\$ 1,375,768.38	\$ 1,383,329.57	\$ 1,992,287.58	\$ 1,726,080.00	\$ 1,735,228.00
Debt Payments	\$ 227,605.29	\$ 591,225.85	\$ 440,226.33	\$ 946,790.00	\$ 877,310.00
Fixed Asset Acquisition	\$ -	\$ -	\$ -	\$ 10,000.00	\$ -
Transfers to Capital Projects and Other Fun	\$ 8,003,515.92	\$ 1,997,772.00	\$ 576,000.00	\$ 3,657,000.00	\$ 947,000.00
Other	\$ 140,617.95	\$ -	\$ 28,876.07	\$ -	\$ -
<b>Expenditure Totals</b>	<b>\$ 11,761,251.27</b>	<b>\$ 6,059,928.59</b>	<b>\$ 5,379,671.15</b>	<b>\$ 8,763,398.24</b>	<b>\$ 6,282,800.69</b>
<b>Fund Total: Harbor Fund</b>	<b>\$ (7,464,425.29)</b>	<b>\$ (1,908,387.39)</b>	<b>\$ 12,559,082.75</b>	<b>\$ (5,238,646.24)</b>	<b>\$ (1,906,790.69)</b>



# Harbor Fund

Budget Year 2023

Account	Account Description	2019 Actual Amount	2020 Actual Amount	2021 Actual Amount	2022 Amended Budget	2023 Level 2
<b>Fund 240 - Harbor Fund</b>						
<i>Salaries and Wages</i>						
5110.001	Regular Salaries/Wages	372,945.32	391,589.65	412,106.66	470,122.88	555,467.36
5110.002	Holidays	20,284.20	18,304.42	19,344.24	.00	.00
5110.003	Sick Leave	41,737.50	25,748.56	19,135.85	.00	.00
5110.004	Overtime	10,667.01	9,859.81	14,588.98	10,500.00	10,500.00
5110.010	Temp Wages	54,088.80	47,349.50	56,850.25	92,650.00	98,000.00
<i>Salaries and Wages Totals</i>		<b>\$499,722.83</b>	<b>\$492,851.94</b>	<b>\$522,025.98</b>	<b>\$573,272.88</b>	<b>\$663,967.36</b>
<i>Fringe Benefits</i>						
5120.001	Annual Leave	47,085.68	48,055.89	43,557.07	20,594.00	23,691.00
5120.002	SBS	33,687.11	33,037.62	34,559.32	34,567.01	42,153.41
5120.003	Medicare	7,990.53	7,836.62	8,179.56	8,176.54	10,604.69
5120.004	PERS	37,662.36	161,218.46	103,698.50	146,888.89	124,513.13
5120.005	Health Insurance	168,901.04	145,040.08	193,033.85	188,675.40	205,875.36
5120.006	Life Insurance	110.92	113.28	109.52	107.16	107.16
5120.007	Workmen's Compensation	25,237.54	26,300.32	20,039.22	21,361.36	25,035.58
5120.008	Unemployment	.00	937.00	3,776.77	.00	.00
5120.011	PERS on Behalf	.00	.00	128,012.72	.00	37,553.00
5400.000	OPEB Expense	(8,974.00)	(181,116.00)	(19,681.00)	.00	.00
<i>Fringe Benefits Totals</i>		<b>\$311,701.18</b>	<b>\$241,423.27</b>	<b>\$515,285.53</b>	<b>\$420,370.36</b>	<b>\$469,533.33</b>
<i>Operating Expenses</i>						
5201.000	Training and Travel	4,020.66	3,690.31	931.35	4,100.00	7,000.00
5202.000	Uniforms	1,921.18	2,693.58	971.48	2,700.00	2,100.00
5203.001	Electric	495,511.77	514,252.97	519,928.46	500,000.00	500,000.00
5203.004	Solid Waste	134.01	.00	.00	.00	.00
5204.000	Telephone	740.89	733.27	1,037.60	750.00	750.00
5204.001	Cell Phone Stipend	750.00	600.00	650.00	600.00	900.00
5205.000	Insurance	57,172.47	65,169.62	80,433.72	83,870.00	87,450.00
5206.000	Supplies	14,973.15	14,812.47	18,352.51	17,000.00	21,000.00
5207.000	Repairs & Maintenance	41,259.14	44,723.22	36,259.82	73,660.00	80,000.00
5207.001	Boat Repair and Maintenance	3,135.06	2,587.07	3,786.56	1,800.00	2,100.00
5207.002	Crush derelict boats	.00	.00	.00	5,000.00	8,000.00
5208.000	Bldg Repair & Maint	4,432.17	6,916.18	8,624.00	9,677.00	8,338.00
5211.000	Data Processing Fees	52,425.00	56,912.04	59,210.04	62,219.00	68,403.00
5211.001	Information Technology Special Projects	30,915.00	.00	.00	.00	.00






# Harbor Fund

Budget Year 2023

Account	Account Description	2019 Actual Amount	2020 Actual Amount	2021 Actual Amount	2022 Amended Budget	2023 Level 2
<b>Fund 240 - Harbor Fund</b>						
<i>Operating Expenses</i>						
5212.000	Contracted/Purchased Serv	82,213.48	80,547.13	107,872.16	171,994.00	252,865.00
5214.000	Interdepartment Services	267,161.41	309,770.77	295,957.46	356,400.00	328,364.00
5221.000	Transportation/Vehicles	45,087.56	45,672.91	41,204.84	53,610.00	54,767.00
5222.000	Postage	6,000.00	5,083.38	3,064.65	5,500.00	5,500.00
5223.000	Tools & Small Equipment	545.00	8,464.51	9,904.88	10,000.00	31,750.00
5224.000	Dues & Publications	675.00	375.00	635.00	2,400.00	1,000.00
5226.000	Advertising	1,610.35	2,102.07	1,874.22	2,300.00	3,000.00
5227.002	Rent-Equipment	343.54	125.00	228.15	1,000.00	500.00
5230.000	Bad Debts	39,189.84	137,024.52	67,285.44	40,000.00	70,000.00
5231.000	Credit Card Expense	48,364.14	48,760.35	46,307.22	53,000.00	53,000.00
5290.000	Other Expenses	3,738.90	2,309.59	450.10	2,275.00	2,975.00
5295.000	Interest Expense	227,105.29	589,475.85	438,726.33	506,442.00	366,962.00
5297.000	Debt Admin Expense	500.00	1,750.00	1,500.00	.00	.00
<i>Operating Expenses Totals</i>		<b>\$1,429,925.01</b>	<b>\$1,944,551.81</b>	<b>\$1,745,195.99</b>	<b>\$1,966,297.00</b>	<b>\$1,956,724.00</b>
<i>Amortization &amp; Depreciation</i>						
6101.000	Amortization	.00	.00	.00	.00	2,684.00
6201.000	Depreciation-Land Improve	.00	6,922.82	6,922.98	1,920.00	.00
6203.000	Depreciation-Harbors	1,346,230.84	1,346,231.28	1,953,745.19	1,693,984.00	1,700,923.00
6205.000	Depreciation-Buildings	1,141.48	1,483.48	1,050.33	1,484.00	1,051.00
6206.000	Depreciation-Machinery	28,396.06	28,691.99	30,569.08	28,692.00	30,570.00
<i>Amortization &amp; Depreciation Totals</i>		<b>\$1,375,768.38</b>	<b>\$1,383,329.57</b>	<b>\$1,992,287.58</b>	<b>\$1,726,080.00</b>	<b>\$1,735,228.00</b>
<i>Other Financing Uses</i>						
7740.000	Bonds issuance costs	140,617.95	.00	28,876.07	.00	.00
<i>Other Financing Uses Totals</i>		<b>\$140,617.95</b>	<b>\$0.00</b>	<b>\$28,876.07</b>	<b>\$0.00</b>	<b>\$0.00</b>
<i>Cash Basis Expenditures</i>						
7106.000	Fixed Assets-Machinery	.00	.00	.00	10,000.00	.00
7200.000	Interfund Transfers Out	8,003,515.92	1,997,772.00	576,000.00	3,657,000.00	947,000.00
7301.000	Note Principal Payments	.00	.00	.00	45,348.00	45,348.00
7302.000	Bond Principal Payments	.00	.00	.00	395,000.00	465,000.00
<i>Cash Basis Expenditures Totals</i>		<b>\$8,003,515.92</b>	<b>\$1,997,772.00</b>	<b>\$576,000.00</b>	<b>\$4,107,348.00</b>	<b>\$1,457,348.00</b>
<b>Fund 240 - Harbor Fund Totals</b>		<b>\$11,761,251.27</b>	<b>\$6,059,928.59</b>	<b>\$5,379,671.15</b>	<b>\$8,793,368.24</b>	<b>\$6,282,800.69</b>
<b>Net Grand Totals</b>		<b>\$11,761,251.27</b>	<b>\$6,059,928.59</b>	<b>\$5,379,671.15</b>	<b>\$8,793,368.24</b>	<b>\$6,282,800.69</b>

Harbor Fund - Fund 750  
FY2023 Capital Projects

Status	Project number	Project Description	Source -	Source -	Source -	Source -	Source -	Source -	Source -	Source - Total
			Grants (approved)	Loans/ Bond Proceeds (approved)	Working Capital	Source - Other source	Contingent Grants	Contingent Loans/Bonding	Contingent Other	authorized (approved + contingent)
Authorized/in progress	90798	Eliason Harbor Electrical Upgrades	-	-	5,144,772	-	-	-	-	5,144,772
Authorized/in progress	90810	Sealing Cove Harbor Maintenance Repairs	-	-	15,000	-	-	-	-	15,000
Authorized/in progress	90879	FY19 Seaplane Base	4,050,695	-	106,176	-	11,949,305	-	-	16,106,176
Authorized/in progress	90901	MSC Bulkhead Pile Repairs	-	-	70,000	-	-	-	-	70,000
Authorized/in progress	90922	Crescent Harbor High Load Dock Project	-	-	450,000	-	-	-	-	450,000
Authorized/in progress	90955	Master Plan	-	-	100,000	-	-	-	-	100,000
Authorized/in progress	90956	Harbor Parking Lot Repairs	-	-	30,000	-	-	-	-	30,000
Authorized/in progress	90957	Sealing Cove Lift Station	-	-	20,000	-	-	-	-	20,000
Authorized/in progress	90958	Radio Repeaters	-	-	7,000	-	-	-	-	7,000
<b>Authorized/in progress Total</b>			<b>4,050,695</b>	<b>-</b>	<b>5,942,948</b>	<b>-</b>	<b>11,949,305</b>	<b>-</b>	<b>-</b>	<b>21,942,948</b>
NEW FY23	90922	Crescent Harbor High Load Dock Project	-	-	762,000	-	-	-	-	762,000
NEW FY23	90956	Harbor Parking Lot Repairs	-	-	45,000	-	-	-	-	45,000
NEW FY23	TBD	ANB Security Camera Replacement	-	-	10,000	-	-	-	-	10,000
NEW FY23	TBD	Crescent Harbor Finger Float Repairs	-	-	15,000	-	-	-	-	15,000
NEW FY23	TBD	Crescent Harbor Tender Float Repairs	-	-	35,000	-	-	-	-	35,000
NEW FY23	TBD	MSC Anode Replacement Phase 1	-	-	50,000	-	-	-	-	50,000
NEW FY23	TBD	Sealing Cove Harbor Cameras	-	-	30,000	-	-	-	-	30,000
<b>NEW FY23 Total</b>			<b>-</b>	<b>-</b>	<b>947,000</b>	<b>-</b>	<b>-</b>	<b>-</b>	<b>-</b>	<b>947,000</b>
<b>Grand Total</b>			<b>4,050,695</b>	<b>-</b>	<b>6,889,948</b>	<b>-</b>	<b>11,949,305</b>	<b>-</b>	<b>-</b>	<b>22,889,948</b>



**City and Borough of Sitka**

**DRAFT**

**AIRPORT TERMINAL FUND**

**FISCAL YEAR 2023**

**Operating Budget**

City and Borough of Sitka, AK

**AIRPORT TERMINAL FUND - SUMMARY BY EXPENDITURE TYPE**

	2019 Actual Amount	2020 Actual Amount	2021 Actual Amount	2022 Amended Budget	2023 Budget
<b>Revenue</b>					
State Revenue	\$ -	\$ -	\$ -	\$ -	\$ -
Federal Revenue	\$ -	\$ -	\$ -	\$ -	\$ -
Operating Revenue	\$ 464,160.72	\$ 424,721.73	\$ 459,908.54	\$ 418,375.00	\$ 418,186.00
Other Operating Revenue	\$ -	\$ -	\$ 341.43	\$ -	\$ -
Non-Operating Revenue	\$ 341,279.84	\$ 296,293.03	\$ 164,784.95	\$ 290,000.00	\$ 340,000.00
Uses of Property & Investments	\$ 49,919.15	\$ 59,989.35	\$ (13,093.41)	\$ 14,400.00	\$ 9,200.00
Interfund Billings	\$ -	\$ -	\$ -	\$ -	\$ -
Miscellaneous Revenue	\$ 40,550.52	\$ -	\$ -	\$ -	\$ -
Cash Basis Receipts	\$ -	\$ -	\$ 220,000.00	\$ -	\$ -
<b>Revenue Totals</b>	<b>\$ 895,910.23</b>	<b>\$ 781,004.11</b>	<b>\$ 831,941.51</b>	<b>\$ 722,775.00</b>	<b>\$ 767,386.00</b>
<b>Expenditures</b>					
Salaries and Wages	\$ -	\$ -	\$ -	\$ -	\$ 55,540.80
Fringe Benefits	\$ -	\$ -	\$ -	\$ -	\$ 49,582.86
Operating Expenses	\$ 418,678.79	\$ 641,426.54	\$ 557,262.30	\$ 639,503.00	\$ 637,991.00
Amortization & Depreciation	\$ 170,299.68	\$ 170,299.68	\$ 171,360.69	\$ 170,301.00	\$ 171,362.00
Other Financing Uses	\$ 70,658.30	\$ -	\$ -	\$ -	\$ -
Cash Basis Expenditures	\$ 4,137,977.52	\$ 220,000.00	\$ 200,000.00	\$ 155,000.00	\$ 155,000.00
<b>Expenditure Totals</b>	<b>\$ 4,797,614.29</b>	<b>\$ 1,031,726.22</b>	<b>\$ 928,622.99</b>	<b>\$ 964,804.00</b>	<b>\$ 1,069,476.66</b>
<b>Fund Total: Airport Terminal Fund</b>	<b>\$ (3,901,704.06)</b>	<b>\$ (250,722.11)</b>	<b>\$ (96,681.48)</b>	<b>\$ (242,029.00)</b>	<b>\$ (302,090.66)</b>

City and Borough of Sitka, AK

**AIRPORT TERMINAL BUILDING FUND - SUMMARY BY DEPARTMENT**

	2019 Actual Amount	2020 Actual Amount	2021 Actual Amount	2022 Amended Budget	2023 Budget
<b>Revenue</b>					
State Revenue	\$ -	\$ -	\$ -	\$ -	\$ -
Federal Revenue	\$ -	\$ -	\$ -	\$ -	\$ -
Operating Revenue	\$ 464,160.72	\$ 424,721.73	\$ 459,908.54	\$ 418,375.00	\$ 418,186.00
Non-Operating Revenue	\$ 341,279.84	\$ 296,293.03	\$ 165,126.38	\$ 290,000.00	\$ 340,000.00
Uses of Prop & Investment	\$ 49,919.15	\$ 59,989.35	\$ (13,093.41)	\$ 14,400.00	\$ 9,200.00
Interfund Billings	\$ -	\$ -	\$ -	\$ -	\$ -
Miscellaneous	\$ 40,550.52	\$ -	\$ -	\$ -	\$ -
Cash Basis Receipts	\$ -	\$ -	\$ 220,000.00	\$ -	\$ -
<b>Revenue Totals</b>	<b>\$ 895,910.23</b>	<b>\$ 781,004.11</b>	<b>\$ 831,941.51</b>	<b>\$ 722,775.00</b>	<b>\$ 767,386.00</b>
<b>Expenditures</b>					
Operations	\$ 374,838.94	\$ 397,286.44	\$ 391,635.96	\$ 451,003.00	\$ 561,864.66
Depreciation/Amortization	\$ 170,299.68	\$ 170,299.68	\$ 171,360.69	\$ 170,301.00	\$ 171,362.00
Debt Payments	\$ 43,839.85	\$ 244,140.10	\$ 165,626.34	\$ 333,500.00	\$ 336,250.00
Fixed Asset Acquisition	\$ -	\$ -	\$ -	\$ 10,000.00	\$ -
Transfers to Capital Projects and Other Fu	\$ 4,137,977.52	\$ 220,000.00	\$ 200,000.00	\$ -	\$ -
Other	\$ 70,658.30	\$ -	\$ -	\$ -	\$ -
<b>Expenditure Totals</b>	<b>\$ 4,797,614.29</b>	<b>\$ 1,031,726.22</b>	<b>\$ 928,622.99</b>	<b>\$ 964,804.00</b>	<b>\$ 1,069,476.66</b>
<b>Fund Total: Airport Terminal Func</b>	<b>\$ (3,901,704.06)</b>	<b>\$ (250,722.11)</b>	<b>\$ (96,681.48)</b>	<b>\$ (242,029.00)</b>	<b>\$ (302,090.66)</b>



# Airport Terminal Fund

Budget Year 2023

Account	Account Description	2019 Actual Amount	2020 Actual Amount	2021 Actual Amount	2022 Amended Budget	2023 Level 2
<b>Fund 250 - Airport Terminal Building</b>						
<i>Salaries and Wages</i>						
5110.001	Regular Salaries/Wages	.00	.00	.00	.00	55,540.80
<i>Salaries and Wages Totals</i>		\$0.00	\$0.00	\$0.00	\$0.00	\$55,540.80
<i>Fringe Benefits</i>						
5120.002	SBS	.00	.00	.00	.00	3,404.74
5120.003	Medicare	.00	.00	.00	.00	805.34
5120.004	PERS	.00	.00	.00	.00	12,218.98
5120.005	Health Insurance	.00	.00	.00	.00	32,987.28
5120.007	Workmen's Compensation	.00	.00	.00	.00	166.52
<i>Fringe Benefits Totals</i>		\$0.00	\$0.00	\$0.00	\$0.00	\$49,582.86
<i>Operating Expenses</i>						
5203.001	Electric	87,060.54	90,548.12	90,498.65	90,000.00	90,000.00
5203.005	Heating Fuel	15,167.50	17,031.41	18,968.62	17,500.00	19,250.00
5204.000	Telephone	4,303.04	4,445.12	4,259.34	4,464.00	.00
5205.000	Insurance	9,366.22	11,210.02	15,897.55	16,411.00	16,411.00
5208.000	Bldg Repair & Maint	64,758.84	68,938.42	68,244.00	74,563.00	74,431.00
5212.000	Contracted/Purchased Serv	80,023.95	82,005.61	80,797.83	150,111.00	150,111.00
5214.000	Interdepartment Services	112,616.63	111,013.06	95,374.66	82,854.00	91,438.00
5227.002	Rent-Equipment	494.92	11,202.93	16,025.68	13,600.00	13,600.00
5231.000	Credit Card Expense	1,047.30	891.75	1,569.63	1,500.00	1,500.00
5295.000	Interest Expense	43,839.85	243,390.10	165,126.34	188,500.00	181,250.00
5297.000	Debt Admin Expense	.00	750.00	500.00	.00	.00
<i>Operating Expenses Totals</i>		\$418,678.79	\$641,426.54	\$557,262.30	\$639,503.00	\$637,991.00
<i>Amortization &amp; Depreciation</i>						
6205.000	Depreciation-Buildings	131,968.44	131,968.44	133,029.45	131,969.00	133,030.00
6206.000	Depreciation-Machinery	38,331.24	38,331.24	38,331.24	38,332.00	38,332.00
<i>Amortization &amp; Depreciation Totals</i>		\$170,299.68	\$170,299.68	\$171,360.69	\$170,301.00	\$171,362.00
<i>Other Financing Uses</i>						
7740.000	Bonds issuance costs	70,658.30	.00	.00	.00	.00
<i>Other Financing Uses Totals</i>		\$70,658.30	\$0.00	\$0.00	\$0.00	\$0.00
<i>Cash Basis Expenditures</i>						
7106.000	Fixed Assets-Machinery	.00	.00	.00	10,000.00	.00
7200.000	Interfund Transfers Out	4,137,977.52	220,000.00	200,000.00	.00	.00
7302.000	Bond Principal Payments	.00	.00	.00	145,000.00	155,000.00
<i>Cash Basis Expenditures Totals</i>		\$4,137,977.52	\$220,000.00	\$200,000.00	\$155,000.00	\$155,000.00



# Airport Terminal Fund


Budget Year 2023

Account	Account Description	2019 Actual Amount	2020 Actual Amount	2021 Actual Amount	2022 Amended Budget	2023 Level 2
Fund	<b>250 - Airport Terminal Building</b> Totals	\$4,797,614.29	\$1,031,726.22	\$928,622.99	\$964,804.00	\$1,069,476.66
	Net Grand Totals	\$4,797,614.29	\$1,031,726.22	\$928,622.99	\$964,804.00	\$1,069,476.66

Airport Fund - Fund 760  
FY2023 Capital Projects

Status	Project number	Project Description	Source -	Source -	Source -	Source -	Source -	Source -	Source -	Source - Total
			Grants (approved)	Loans/ Bond Proceeds (approved)	Working Capital	Source - Other source	Contingent Grants	Contingent Loans/Bonding	Contingent Other	authorized (approved + contingent)
<b>Authorized/in progress</b>	<b>90835</b>	SIT Airport Terminal Improvements	158,570	4,000,000	-	264,468	16,441,962	-	-	20,865,000
<b>Authorized/in progress</b>	<b>90873</b>	Heat Pumps for Hold Room	-	-	46,000	-	-	-	-	46,000
<b>Authorized/in progress</b>	<b>90924</b>	Exterior Painting-Front and South sides	-	-	100,000	-	-	-	-	100,000
<b>Authorized/in progress Total</b>			<b>158,570</b>	<b>4,000,000</b>	<b>146,000</b>	<b>264,468</b>	<b>16,441,962</b>	<b>-</b>	<b>-</b>	<b>21,011,000</b>
<b>Grand Total</b>			<b>158,570</b>	<b>4,000,000</b>	<b>146,000</b>	<b>264,468</b>	<b>16,441,962</b>	<b>-</b>	<b>-</b>	<b>21,011,000</b>





**City and Borough of Sitka**

**DRAFT**

**MARINE SERVICE CENTER**  
**FUND**

**FISCAL YEAR 2023**

**Operating Budget**

City and Borough of Sitka, AK

**MARINE SERVICE CENTER FUND - SUMMARY BY EXPENDITURE TYPE**

	2019 Actual Amount	2020 Actual Amount	2021 Actual Amount	2022 Amended Budget	2023 Budget
<b>Revenue</b>					
State Revenue	\$ -	\$ -	\$ -	\$ -	\$ -
Federal Revenue	\$ -	\$ -	\$ -	\$ -	\$ -
Operating Revenue	\$ 167,224.06	\$ 255,064.56	\$ 253,543.60	\$ 257,445.00	\$ 272,785.00
Other Operating Revenue	\$ -	\$ -	\$ -	\$ -	\$ -
Non-Operating Revenue	\$ -	\$ -	\$ -	\$ -	\$ -
Uses of Property & Investments	\$ 87,428.54	\$ 90,972.62	\$ (16,421.35)	\$ 27,600.00	\$ 19,000.00
Interfund Billings	\$ -	\$ -	\$ -	\$ -	\$ -
Miscellaneous Revenue	\$ -	\$ -	\$ -	\$ -	\$ -
Cash Basis Receipts	\$ -	\$ -	\$ 20,000.00	\$ -	\$ -
<b>Revenue Totals</b>	<b>\$ 254,652.60</b>	<b>\$ 346,037.18</b>	<b>\$ 257,122.25</b>	<b>\$ 285,045.00</b>	<b>\$ 291,785.00</b>
<b>Expenditures</b>					
Operating Expenses	\$ 153,315.45	\$ 95,224.87	\$ 89,016.33	\$ 205,951.00	\$ 239,658.00
Amortization & Depreciation	\$ 31,560.16	\$ 31,214.18	\$ 31,214.04	\$ 31,215.00	\$ 31,215.00
Cash Basis Expenditures	\$ 70,000.00	\$ 210,000.00	\$ 55,000.00	\$ 15,000.00	\$ -
<b>Expenditure Totals</b>	<b>\$ 254,875.61</b>	<b>\$ 336,439.05</b>	<b>\$ 175,230.37</b>	<b>\$ 252,166.00</b>	<b>\$ 270,873.00</b>
<b>Fund Total: Marine Service Center Fund</b>	<b>\$ (223.01)</b>	<b>\$ 9,598.13</b>	<b>\$ 81,891.88</b>	<b>\$ 32,879.00</b>	<b>\$ 20,912.00</b>

City and Borough of Sitka, AK

**MARINE SERVICE CENTER FUND - SUMMARY BY DEPARTMENT**

	2019 Actual	2020 Actual	2021 Actual	2022 Amended	2023 Budget
<b>Revenue</b>					
State Revenue	\$ -	\$ -	\$ -	\$ -	\$ -
Federal Revenue	\$ -	\$ -	\$ -	\$ -	\$ -
Operating Revenue	\$ 167,224.06	\$ 255,064.56	\$ 253,543.60	\$ 257,445.00	\$ 272,785.00
Other Operating Revenue	\$ -	\$ -	\$ -	\$ -	\$ -
Non-Operating Revenue	\$ -	\$ -	\$ -	\$ -	\$ -
Uses of Prop & Investment	\$ 87,428.54	\$ 90,972.62	\$ (16,421.35)	\$ 27,600.00	\$ 19,000.00
Interfund Billings	\$ -	\$ -	\$ -	\$ -	\$ -
Miscellaneous	\$ -	\$ -	\$ -	\$ -	\$ -
Cash Basis Receipts	\$ -	\$ -	\$ 20,000.00	\$ -	\$ -
<b>Revenue Totals</b>	<b>\$ 254,652.60</b>	<b>\$ 346,037.18</b>	<b>\$ 257,122.25</b>	<b>\$ 285,045.00</b>	<b>\$ 291,785.00</b>
<b>Expenditures</b>					
Operations	\$ 153,315.45	\$ 95,224.87	\$ 89,016.33	\$ 205,951.00	\$ 239,658.00
Depreciation/Amortization	\$ 31,560.16	\$ 31,214.18	\$ 31,214.04	\$ 31,215.00	\$ 31,215.00
Debt Payments		\$ -	\$ -	\$ -	\$ -
Fixed Asset Acquisition	\$ -	\$ -	\$ -	\$ -	\$ -
Transfers to Capital Projects and Other Funds	\$ 70,000.00	\$ 210,000.00	\$ 55,000.00	\$ 15,000.00	\$ -
Other	\$ -	\$ -	\$ -	\$ -	\$ -
<b>Expenditure Totals</b>	<b>\$ 254,875.61</b>	<b>\$ 336,439.05</b>	<b>\$ 175,230.37</b>	<b>\$ 252,166.00</b>	<b>\$ 270,873.00</b>
<b>Fund Total: Marine Service Center Fund</b>	<b>\$ (223.01)</b>	<b>\$ 9,598.13</b>	<b>\$ 81,891.88</b>	<b>\$ 32,879.00</b>	<b>\$ 20,912.00</b>




# Marine Service Center Fund

Budget Year 2023

Account	Account Description	2019 Actual Amount	2020 Actual Amount	2021 Actual Amount	2022 Amended Budget	2023 Level 1
<b>Fund 260 - Marine Service Center</b>						
<i>Operating Expenses</i>						
5203.001	Electric	87,127.59	183.79	(14,698.17)	17,000.00	17,000.00
5204.000	Telephone	2,862.04	2,935.29	2,961.52	2,940.00	2,940.00
5205.000	Insurance	4,794.34	5,235.12	7,424.24	7,425.00	7,900.00
5208.000	Bldg Repair & Maint	49,334.00	66,753.27	64,231.00	76,483.00	106,927.00
5212.000	Contracted/Purchased Serv	903.45	939.70	6,817.68	80,889.00	80,889.00
5214.000	Interdepartment Services	8,294.03	18,930.73	21,941.06	21,214.00	24,002.00
5226.000	Advertising	.00	246.97	339.00	.00	.00
<i>Operating Expenses Totals</i>		<b>\$153,315.45</b>	<b>\$95,224.87</b>	<b>\$89,016.33</b>	<b>\$205,951.00</b>	<b>\$239,658.00</b>
<i>Amortization &amp; Depreciation</i>						
6201.000	Depreciation-Land Improve	1,563.00	1,563.00	1,563.00	1,563.00	1,563.00
6205.000	Depreciation-Buildings	18,871.00	18,524.90	18,524.88	18,525.00	18,525.00
6206.000	Depreciation-Machinery	11,126.16	11,126.28	11,126.16	11,127.00	11,127.00
<i>Amortization &amp; Depreciation Totals</i>		<b>\$31,560.16</b>	<b>\$31,214.18</b>	<b>\$31,214.04</b>	<b>\$31,215.00</b>	<b>\$31,215.00</b>
<i>Cash Basis Expenditures</i>						
7200.000	Interfund Transfers Out	70,000.00	210,000.00	55,000.00	15,000.00	.00
<i>Cash Basis Expenditures Totals</i>		<b>\$70,000.00</b>	<b>\$210,000.00</b>	<b>\$55,000.00</b>	<b>\$15,000.00</b>	<b>\$0.00</b>
<b>Fund 260 - Marine Service Center Totals</b>		<b>\$254,875.61</b>	<b>\$336,439.05</b>	<b>\$175,230.37</b>	<b>\$252,166.00</b>	<b>\$270,873.00</b>
<b>Net Grand Totals</b>		<b>\$254,875.61</b>	<b>\$336,439.05</b>	<b>\$175,230.37</b>	<b>\$252,166.00</b>	<b>\$270,873.00</b>

MSC Fund - Fund 770  
 FY2023 Capital Projects

Status	Project number	Project Description	Source -							Source- Total authorized (approved + contingent)
			Grants (approved)	Loans/ Bond Proceeds (approved)	Working Capital	Source - Other source	Contingent Grants	Contingent Loans/Bonding	Contingent Other	
Authorized/in progress	90874	MSC Roof Condenser Replacement	-	-	130,000	-	-	-	-	130,000
Authorized/in progress	90901	MSC Bulkhead Repairs	-	-	-	-	7,940,000	-	500,000	8,440,000
Authorized/in progress	90905	MSC Bulkhead Condition Assessment	-	-	80,000	-	-	-	-	80,000
Authorized/in progress	90926	Arctic Door Replacement Egress	-	-	10,000	-	-	-	-	10,000
Authorized/in progress	90928	Freezer Vestibule Entry Curtains	-	-	10,000	-	-	-	-	10,000
Authorized/in progress	90930	Replace Loading Dock Bumper	-	-	15,000	-	-	-	-	15,000
Authorized/in progress	90959	MSC overhad door "A"	-	-	15,000	-	-	-	-	15,000
<b>Authorized/in progress Total</b>			-	-	<b>260,000</b>	-	<b>7,940,000</b>	-	<b>500,000</b>	<b>8,700,000</b>
<b>Grand Total</b>			-	-	<b>260,000</b>	-	<b>7,940,000</b>	-	<b>500,000</b>	<b>8,700,000</b>



**City and Borough of Sitka**

**DRAFT**

**GARY PAXTON INDUSTRIAL**  
**FUND**

**FISCAL YEAR 2023**

**Operating Budget**

City and Borough of Sitka, AK

**GARY PAXTON INDUSTRIAL PARK FUND - SUMMARY BY EXPENDITURE TYPE**

	2019 Actual Amount	2020 Actual Amount	2021 Actual Amount	2022 Amended Budget	2023 Budget
<b>Revenue</b>					
State Revenue	\$ -	\$ -	\$ -	\$ -	\$ -
Federal Revenue	\$ -	\$ -	\$ -	\$ -	\$ -
Operating Revenue	\$ 14,744.80	\$ 37,461.89	\$ 62,921.50	\$ 44,000.00	\$ 75,000.00
Other Operating Revenue	\$ -	\$ -	\$ 116.89	\$ -	\$ -
Non-Operating Revenue	\$ -	\$ -	\$ -	\$ -	\$ -
Uses of Property & Investments	\$ 175,437.79	\$ 183,542.92	\$ 84,854.11	\$ 119,336.00	\$ 136,851.00
Interfund Billings	\$ -	\$ -	\$ -	\$ -	\$ -
Miscellaneous Revenue	\$ 1,008.87	\$ -	\$ 5,214.69	\$ -	\$ -
Cash Basis Receipts	\$ 48,700.81	\$ 106,705.79	\$ 124,183.12	\$ 21,200.00	\$ 20,200.00
<b>Revenue Totals</b>	<b>\$ 239,892.27</b>	<b>\$ 327,710.60</b>	<b>\$ 277,290.31</b>	<b>\$ 184,536.00</b>	<b>\$ 232,051.00</b>
<b>Expenditures</b>					
Salaries and Wages	\$ -	\$ -	\$ -	\$ -	\$ -
Fringe Benefits	\$ -	\$ -	\$ -	\$ -	\$ -
Operating Expenses	\$ 279,502.12	\$ 244,473.06	\$ 220,088.35	\$ 247,461.00	\$ 267,121.00
Amortization & Depreciation	\$ 432,665.86	\$ 434,014.86	\$ 434,825.28	\$ 434,017.00	\$ 410,167.00
Cash Basis Expenditures	\$ 65,128.97	\$ 11,236.58	\$ 41,756.04	\$ 15,000.00	\$ 25,000.00
<b>Expenditure Totals</b>	<b>\$ 777,296.95</b>	<b>\$ 689,724.50</b>	<b>\$ 696,669.67</b>	<b>\$ 696,478.00</b>	<b>\$ 702,288.00</b>
<b>Fund Total: GPIF Fund</b>	<b>\$ (537,404.68)</b>	<b>\$ (362,013.90)</b>	<b>\$ (419,379.36)</b>	<b>\$ (511,942.00)</b>	<b>\$ (470,237.00)</b>

City and Borough of Sitka, AK

GARY PAXTON INDUSTRIAL PARK FUND - SUMMARY BY DEPARTMENT

	2019 Actual Amount	2020 Actual Amount	2021 Actual Amount	2022 Amended	2023 Budget
<b>Revenue</b>					
State Revenue	\$ -	\$ -	\$ -	\$ -	\$ -
Federal Revenue	\$ -	\$ -	\$ -	\$ -	\$ -
Operating Revenue	\$ 14,744.80	\$ 37,461.89	\$ 62,921.50	\$ 44,000.00	\$ 75,000.00
Other Operating Revenue	\$ -	\$ -	\$ -	\$ -	\$ -
Non-Operating Revenue	\$ -	\$ -	\$ 116.89	\$ -	\$ -
Uses of Prop & Investment	\$ 175,437.79	\$ 183,542.92	\$ 84,854.11	\$ 119,336.00	\$ 136,851.00
Interfund Billings	\$ -	\$ -	\$ -	\$ -	\$ -
Miscellaneous	\$ 1,008.87	\$ -	\$ 5,214.69	\$ -	\$ -
Cash Basis Receipts	\$ 48,700.81	\$ 106,705.79	\$ 124,183.12	\$ 21,200.00	\$ 20,200.00
<b>Revenue Totals</b>	<b>\$ 239,892.27</b>	<b>\$ 327,710.60</b>	<b>\$ 277,290.31</b>	<b>\$ 184,536.00</b>	<b>\$ 232,051.00</b>
<b>Expenditures</b>					
Operations	\$ 274,648.36	\$ 241,237.22	\$ 218,470.43	\$ 247,461.00	\$ 267,121.00
Depreciation/Amortization	\$ 432,665.86	\$ 434,014.86	\$ 434,825.28	\$ 434,017.00	\$ 410,167.00
Debt Payments	\$ 4,853.76	\$ 3,235.84	\$ 1,617.92	\$ -	\$ -
Fixed Asset Acquisition	\$ -	\$ -	\$ -	\$ -	\$ -
Transfers to Capital Projects and Other Funds	\$ 65,128.97	\$ 11,236.58	\$ 41,756.04	\$ 15,000.00	\$ 25,000.00
Other	\$ -	\$ -	\$ -	\$ -	\$ -
<b>Expenditure Totals</b>	<b>\$ 777,296.95</b>	<b>\$ 689,724.50</b>	<b>\$ 696,669.67</b>	<b>\$ 696,478.00</b>	<b>\$ 702,288.00</b>
<b>Fund Total: GPIIP Fund</b>	<b>\$ (537,404.68)</b>	<b>\$ (362,013.90)</b>	<b>\$ (419,379.36)</b>	<b>\$ (511,942.00)</b>	<b>\$ (470,237.00)</b>






# Gary Paxton Industrial Park Fund

Budget Year 2023

Account	Account Description	2019 Actual Amount	2020 Actual Amount	2021 Actual Amount	2022 Amended Budget	2023 Level 1
<b>Fund 270 - Gary Paxton Industrial Park</b>						
<i>Operating Expenses</i>						
5203.001	Electric	20,105.45	16,089.23	19,466.02	20,000.00	20,000.00
5203.005	Heating Fuel	17,319.87	.00	.00	.00	.00
5204.000	Telephone	1,382.62	1,414.33	1,416.38	1,400.00	1,400.00
5205.000	Insurance	16,906.21	22,059.09	19,831.43	20,858.00	20,950.00
5206.000	Supplies	31.50	.00	.00	.00	.00
5207.000	Repairs & Maintenance	.00	.00	1,611.49	15,000.00	15,000.00
5208.000	Bldg Repair & Maint	4,060.83	469.98	.00	.00	.00
5212.000	Contracted/Purchased Serv	95,444.49	96,623.43	106,839.40	111,768.00	112,725.00
5214.000	Interdepartment Services	73,191.21	70,121.76	66,863.52	70,185.00	89,246.00
5223.000	Tools & Small Equipment	.00	.00	.00	1,000.00	1,000.00
5225.000	Legal Expenditures	5,276.05	30,208.40	522.00	2,500.00	2,500.00
5226.000	Advertising	202.05	.00	457.24	2,500.00	2,500.00
5230.000	Bad Debts	39,957.68	2,146.97	404.29	.00	.00
5231.000	Credit Card Expense	685.40	1,072.47	1,058.66	1,250.00	800.00
5290.000	Other Expenses	85.00	1,031.56	.00	1,000.00	1,000.00
5295.000	Interest Expense	4,853.76	3,235.84	1,617.92	.00	.00
<i>Operating Expenses Totals</i>		<b>\$279,502.12</b>	<b>\$244,473.06</b>	<b>\$220,088.35</b>	<b>\$247,461.00</b>	<b>\$267,121.00</b>
<i>Amortization &amp; Depreciation</i>						
6101.000	Amortization	24,660.24	24,660.24	24,660.24	24,661.00	.00
6201.000	Depreciation-Land Improve	144,725.41	145,262.41	145,262.40	145,263.00	145,263.00
6202.000	Depreciation-Plants	62,520.12	62,520.24	62,520.12	62,521.00	62,521.00
6203.000	Depreciation-Harbors	189,219.55	190,031.33	190,842.00	190,031.00	190,842.00
6205.000	Depreciation-Buildings	11,540.54	11,540.64	11,540.52	11,541.00	11,541.00
<i>Amortization &amp; Depreciation Totals</i>		<b>\$432,665.86</b>	<b>\$434,014.86</b>	<b>\$434,825.28</b>	<b>\$434,017.00</b>	<b>\$410,167.00</b>
<i>Cash Basis Expenditures</i>						
7200.000	Interfund Transfers Out	65,128.97	11,236.58	41,756.04	15,000.00	25,000.00
<i>Cash Basis Expenditures Totals</i>		<b>\$65,128.97</b>	<b>\$11,236.58</b>	<b>\$41,756.04</b>	<b>\$15,000.00</b>	<b>\$25,000.00</b>
<b>Fund 270 - Gary Paxton Industrial Park Totals</b>		<b>\$777,296.95</b>	<b>\$689,724.50</b>	<b>\$696,669.67</b>	<b>\$696,478.00</b>	<b>\$702,288.00</b>
<b>Net Grand Totals</b>		<b>\$777,296.95</b>	<b>\$689,724.50</b>	<b>\$696,669.67</b>	<b>\$696,478.00</b>	<b>\$702,288.00</b>

GPIP Fund - Fund 780  
 FY2023 Capital Projects

Status	Project number	Project Description	Source -	Source -	Source -	Source -	Source -	Source -	Source - Total
			Grants (approved)	Loans/ Bond Proceeds (approved)	Working Capital	Other source	Contingent Grants	Contingent Loans/Bonding	Contingent Other
<b>Authorized/in progress</b>	<b>80273</b>	Site Improvements	-	-	232,185	-	-	-	232,185
<b>Authorized/in progress</b>	<b>90875</b>	GPIP Wash down pad	-	-	20,000	-	-	-	20,000
<b>Authorized/in progress</b>	<b>90960</b>	Geotech assessment of APC landfill sites	-	-	-	270,000	-	-	270,000
<b>Authorized/in progress Total</b>			-	-	<b>252,185</b>	<b>270,000</b>	-	-	<b>522,185</b>
<b>Grand Total</b>			-	-	<b>252,185</b>	<b>270,000</b>	-	-	<b>522,185</b>



**City and Borough of Sitka**  
**DRAFT**  
**INFORMATION TECHNOLOGY**  
**FUND**

**FISCAL YEAR 2023**

**Operating Budget**

City and Borough of Sitka, AK

**INFORMATION TECHNOLOGY FUND - SUMMARY BY EXPENDITURE TYPE**

	2019 Actual Amount	2020 Actual Amount	2021 Actual Amount	2022 Amended Budget	2023 Budget
<b>Revenue</b>					
State Revenue	\$ 5,919.33	\$ 26,118.17	\$ 31,537.31	\$ 24,920.00	\$ 21,185.00
Federal Revenue	\$ -	\$ -	\$ 13,024.07	\$ -	\$ -
Services	\$ 1,556,139.38	\$ 1,540,800.00	\$ 1,552,138.68	\$ 1,483,403.00	\$ 1,574,125.00
Other Operating Revenue	\$ 895.25	\$ 652.71	\$ -	\$ -	\$ -
Uses of Property & Investments	\$ 8,196.51	\$ 16,391.60	\$ (1,451.09)	\$ 5,800.00	\$ 4,000.00
Interfund Billings	\$ -	\$ -	\$ -	\$ -	\$ -
Miscellaneous Revenue	\$ -	\$ -	\$ -	\$ -	\$ -
Cash Basis Receipts	\$ 285,000.00	\$ 24,791.44	\$ -	\$ 24,500.00	\$ -
<b>Revenue Totals</b>	<b>\$ 1,856,150.47</b>	<b>\$ 1,608,753.92</b>	<b>\$ 1,595,248.97</b>	<b>\$ 1,538,623.00</b>	<b>\$ 1,599,310.00</b>
<b>Expenditures</b>					
Salaries and Wages	\$ 243,033.23	\$ 269,829.69	\$ 276,839.37	\$ 427,917.36	\$ 425,972.88
Fringe Benefits	\$ 146,425.62	\$ 154,515.34	\$ 282,031.91	\$ 246,562.60	\$ 293,381.78
Operating Expenses	\$ 657,162.40	\$ 753,614.79	\$ 833,684.93	\$ 948,356.33	\$ 1,108,628.00
Amortization & Depreciation	\$ 195,145.85	\$ 240,465.31	\$ 266,168.80	\$ 240,466.00	\$ 266,170.00
Cash Basis Expenditures	\$ 360,000.00	\$ -	\$ -	\$ 117,770.00	\$ 30,000.00
<b>Expenditure Totals</b>	<b>\$ 1,601,767.10</b>	<b>\$ 1,418,425.13</b>	<b>\$ 1,658,725.01</b>	<b>\$ 1,981,072.29</b>	<b>\$ 2,124,152.66</b>
<b>Fund Total: IT Fund</b>	<b>\$ 254,383.37</b>	<b>\$ 190,328.79</b>	<b>\$ (63,476.04)</b>	<b>\$ (442,449.29)</b>	<b>\$ (524,842.66)</b>

City and Borough of Sitka, AK

MANAGEMENT INFORMATION SYSTEMS FUND - SUMMARY BY DEPARTMENT

	2019 Actual Amount	2020 Actual Amount	2021 Actual Amount	2022 Amended Budget	2023 Budget
<b>Revenue</b>					
State Revenue	\$ 5,919.33	\$ 26,118.17	\$ 31,537.31	\$ 24,920.00	\$ 21,185.00
Federal Revenue	\$ -	\$ -	\$ 13,024.07	\$ -	\$ -
Services	\$ 1,557,034.63	\$ 1,541,452.71	\$ 1,552,138.68	\$ 1,483,403.00	\$ 1,574,125.00
Other Operating Revenue	\$ -	\$ -	\$ -	\$ -	\$ -
Uses of Property & Investments	\$ 8,196.51	\$ 16,391.60	\$ (1,451.09)	\$ 5,800.00	\$ 4,000.00
Interfund Billings	\$ -	\$ -	\$ -	\$ -	\$ -
Miscellaneous Revenue	\$ -	\$ -	\$ -	\$ -	\$ -
Cash Basis Receipts	\$ 285,000.00	\$ 24,791.44	\$ -	\$ 24,500.00	\$ -
<b>Revenue Totals</b>	<b>\$ 1,856,150.47</b>	<b>\$ 1,608,753.92</b>	<b>\$ 1,595,248.97</b>	<b>\$ 1,538,623.00</b>	<b>\$ 1,599,310.00</b>
<b>Expenditures</b>					
Operations	\$ 1,032,488.92	\$ 1,167,360.57	\$ 1,385,490.05	\$ 1,619,302.29	\$ 1,827,982.66
Depreciation/Amortization	\$ 195,145.85	\$ 240,465.31	\$ 266,168.80	\$ 240,466.00	\$ 266,170.00
Debt Payments	\$ 14,132.33	\$ 10,599.25	\$ 7,066.16	\$ 121,304.00	\$ -
Fixed Asset Acquisition	\$ -	\$ -	\$ -	\$ -	\$ 30,000.00
Transfers to Capital Projects and Other Funds	\$ 360,000.00	\$ -	\$ -	\$ -	\$ -
Other	\$ -	\$ -	\$ -	\$ -	\$ -
<b>Expenditure Totals</b>	<b>\$ 1,601,767.10</b>	<b>\$ 1,418,425.13</b>	<b>\$ 1,658,725.01</b>	<b>\$ 1,981,072.29</b>	<b>\$ 2,124,152.66</b>
<b>Fund Total: MIS Fund</b>	<b>\$ 254,383.37</b>	<b>\$ 190,328.79</b>	<b>\$ (63,476.04)</b>	<b>\$ (442,449.29)</b>	<b>\$ (524,842.66)</b>



# Information Technology Fund

Budget Year 2023


Account	Account Description	2019 Actual Amount	2020 Actual Amount	2021 Actual Amount	2022 Amended Budget	2023 Level 2
<b>Fund 300 - Information Technology Fund</b>						
<i>Salaries and Wages</i>						
5110.001	Regular Salaries/Wages	227,137.18	254,664.01	258,063.91	427,917.36	425,972.88
5110.002	Holidays	9,113.36	10,984.92	13,009.16	.00	.00
5110.003	Sick Leave	5,744.45	3,174.06	4,758.72	.00	.00
5110.004	Overtime	1,038.24	1,006.70	1,007.58	.00	.00
<i>Salaries and Wages Totals</i>		<b>\$243,033.23</b>	<b>\$269,829.69</b>	<b>\$276,839.37</b>	<b>\$427,917.36</b>	<b>\$425,972.88</b>
<i>Fringe Benefits</i>						
5120.001	Annual Leave	22,464.66	41,053.69	34,516.73	12,871.00	15,774.00
5120.002	SBS	16,415.65	18,336.53	19,018.64	19,719.71	27,079.20
5120.003	Medicare	3,882.97	4,337.39	4,498.69	4,664.48	6,405.33
5120.004	PERS	21,742.98	104,131.60	63,787.92	92,662.01	93,713.89
5120.005	Health Insurance	85,353.67	91,343.20	114,194.89	115,640.40	127,902.36
5120.006	Life Insurance	44.10	47.64	47.64	47.64	44.40
5120.007	Workmen's Compensation	1,347.59	1,373.29	1,036.59	957.36	1,277.60
5120.011	PERS on Behalf	.00	.00	81,408.81	.00	21,185.00
5400.000	OPEB Expense	(4,826.00)	(106,108.00)	(36,478.00)	.00	.00
<i>Fringe Benefits Totals</i>		<b>\$146,425.62</b>	<b>\$154,515.34</b>	<b>\$282,031.91</b>	<b>\$246,562.60</b>	<b>\$293,381.78</b>
<i>Operating Expenses</i>						
5201.000	Training and Travel	6,856.76	641.10	595.00	12,500.00	12,500.00
5204.000	Telephone	186,532.26	228,192.82	262,906.98	260,640.00	275,300.00
5204.001	Cell Phone Stipend	825.00	900.00	900.00	900.00	1,500.00
5205.000	Insurance	10,617.72	16,165.83	22,944.39	25,300.00	22,190.00
5206.000	Supplies	3,369.72	2,916.63	1,518.52	15,000.00	15,000.00
5207.000	Repairs & Maintenance	139,454.01	135,234.22	199,063.18	202,048.00	258,198.00
5208.000	Bldg Repair & Maint	315.05	.00	5,961.00	6,988.00	10,380.00
5212.000	Contracted/Purchased Serv	134,250.62	163,013.98	176,609.48	232,990.16	228,000.00
5214.000	Interdepartment Services	95,000.04	101,140.96	84,174.96	92,407.00	156,860.00
5221.000	Transportation/Vehicles	900.00	900.00	900.00	900.00	1,800.00
5222.000	Postage	56.43	173.69	28.95	.00	.00
5223.000	Tools & Small Equipment	64,022.01	90,927.53	70,710.70	105,149.17	126,900.00
5224.000	Dues & Publications	.00	2,606.88	.00	.00	.00
5226.000	Advertising	830.45	48.65	.00	.00	.00
5290.000	Other Expenses	.00	153.25	305.61	.00	.00
5295.000	Interest Expense	14,132.33	10,599.25	7,066.16	3,534.00	.00



# Information Technology Fund

Budget Year 2023

Account	Account Description	2019 Actual Amount	2020 Actual Amount	2021 Actual Amount	2022 Amended Budget	2023 Level 2
<b>Fund 300 - Information Technology Fund</b>						
<i>Operating Expenses</i>						
<i>Operating Expenses Totals</i>		\$657,162.40	\$753,614.79	\$833,684.93	\$958,356.33	\$1,108,628.00
<i>Amortization &amp; Depreciation</i>						
6205.000	Depreciation-Buildings	1,416.96	1,416.96	1,416.96	1,417.00	1,417.00
6206.000	Depreciation-Machinery	192,236.21	237,555.55	264,002.29	237,556.00	264,003.00
6208.000	Deprec-Furniture/Fixtures	1,492.68	1,492.80	749.55	1,493.00	750.00
<i>Amortization &amp; Depreciation Totals</i>		\$195,145.85	\$240,465.31	\$266,168.80	\$240,466.00	\$266,170.00
<i>Cash Basis Expenditures</i>						
7106.000	Fixed Assets-Machinery	.00	.00	.00	.00	30,000.00
7200.000	Interfund Transfers Out	360,000.00	.00	.00	.00	.00
7301.000	Note Principal Payments	.00	.00	.00	117,770.00	.00
<i>Cash Basis Expenditures Totals</i>		\$360,000.00	\$0.00	\$0.00	\$117,770.00	\$30,000.00
<b>Fund 300 - Information Technology Fund Totals</b>		<b>\$1,601,767.10</b>	<b>\$1,418,425.13</b>	<b>\$1,658,725.01</b>	<b>\$1,991,072.29</b>	<b>\$2,124,152.66</b>
<b>Net Grand Totals</b>		<b>\$1,601,767.10</b>	<b>\$1,418,425.13</b>	<b>\$1,658,725.01</b>	<b>\$1,991,072.29</b>	<b>\$2,124,152.66</b>



**City and Borough of Sitka**  
**DRAFT**  
**CENTRAL GARAGE FUND**

**FISCAL YEAR 2023**

**Operating Budget**



City and Borough of Sitka, AK

**CENTRAL GARAGE FUND - SUMMARY BY EXPENDITURE TYPE**

	2019 Actual Amount	2020 Actual Amount	2021 Actual Amount	2022 Amended Budget	2023 Budget
<b>Revenue</b>					
State Revenue	\$ 3,070.42	\$ 11,946.28	\$ 11,307.72	\$ 11,397.00	\$ 9,557.00
Federal Revenue	\$ -	\$ -	\$ -	\$ -	\$ -
Services	\$ 1,799,257.11	\$ 1,734,402.74	\$ 1,654,918.05	\$ 1,775,536.00	\$ 1,469,550.00
Other Operating Revenue	\$ -	\$ -	\$ -	\$ -	\$ -
Uses of Property & Investments	\$ 187,039.33	\$ 265,219.02	\$ 62,925.56	\$ 93,688.00	\$ 70,188.00
Interfund Billings	\$ -	\$ -	\$ -	\$ -	\$ -
Miscellaneous Revenue	\$ 5,269.06	\$ -	\$ 8,494.04	\$ -	\$ -
Cash Basis Receipts	\$ 225,067.00	\$ 60,000.00	\$ 115,855.00	\$ 26,000.00	\$ 175,141.00
<b>Revenue Totals</b>	<b>\$ 2,219,702.92</b>	<b>\$ 2,071,568.04</b>	<b>\$ 1,853,500.37</b>	<b>\$ 1,906,621.00</b>	<b>\$ 1,724,436.00</b>
<b>Expenditures</b>					
Salaries and Wages	\$ 122,980.79	\$ 127,888.46	\$ 105,175.79	\$ 123,670.01	\$ 134,005.61
Fringe Benefits	\$ 86,721.35	\$ 114,992.20	\$ 49,085.41	\$ 93,094.07	\$ 98,377.91
Operating Expenses	\$ 549,720.35	\$ 491,015.07	\$ 529,854.98	\$ 566,113.00	\$ 612,259.00
Amortization & Depreciation	\$ 486,080.75	\$ 568,667.67	\$ 674,823.23	\$ 568,670.00	\$ 669,119.00
Cash Basis Expenditures	\$ -	\$ -	\$ -	\$ 554,222.00	\$ 835,000.00
<b>Expenditure Totals</b>	<b>\$ 1,245,503.24</b>	<b>\$ 1,302,563.40</b>	<b>\$ 1,358,939.41</b>	<b>\$ 1,905,769.08</b>	<b>\$ 2,348,761.52</b>
<b>Fund Total: Central Garage Fund</b>	<b>\$ 974,199.68</b>	<b>\$ 769,004.64</b>	<b>\$ 494,560.96</b>	<b>\$ 851.92</b>	<b>\$ (624,325.52)</b>

City and Borough of Sitka, AK

**CENTRAL GARAGE FUND - SUMMARY BY DEPARTMENT**

	2019 Actual Amount	2020 Actual Amount	2021 Actual Amount	2022 Amended Budget	2023 Budget
<b>Revenue</b>					
State Revenue	\$ 3,070.42	\$ 11,946.28	\$ 11,307.72	\$ 11,397.00	\$ 9,557.00
Federal Revenue	\$ -	\$ -	\$ -	\$ -	\$ -
Services	\$ 1,799,257.11	\$ 1,734,402.74	\$ 1,654,918.05	\$ 1,775,536.00	\$ 1,469,550.00
Other Operating Revenue	\$ -	\$ -	\$ -	\$ -	\$ -
Uses of Property & Investments	\$ 187,039.33	\$ 265,219.02	\$ 62,925.56	\$ 93,688.00	\$ 70,188.00
Interfund Billings	\$ -	\$ -	\$ -	\$ -	\$ -
Miscellaneous Revenue	\$ 5,269.06	\$ -	\$ 8,494.04	\$ -	\$ -
Cash Basis Receipts	\$ 225,067.00	\$ 60,000.00	\$ 115,855.00	\$ 26,000.00	\$ 175,141.00
<b>Revenue Totals</b>	<b>\$ 2,219,702.92</b>	<b>\$ 2,071,568.04</b>	<b>\$ 1,853,500.37</b>	<b>\$ 1,906,621.00</b>	<b>\$ 1,724,436.00</b>
<b>Expenditures</b>					
Administration	\$ 274,945.49	\$ 280,414.93	\$ 292,574.03	\$ 284,407.89	\$ 276,054.64
Operations	\$ 476,977.00	\$ 448,480.80	\$ 389,042.15	\$ 498,469.19	\$ 568,587.88
Jobbing					\$ -
Depreciation/Amortization	\$ 486,080.75	\$ 568,667.67	\$ 674,823.23	\$ 568,670.00	\$ 669,119.00
Debt Payments	\$ 7,500.00	\$ 5,000.00	\$ 2,500.00	\$ -	\$ -
Fixed Asset Acquisition	\$ -	\$ -	\$ -	\$ 799,222.00	\$ 835,000.00
Transfers to Capital Projects and Other Funds	\$ -	\$ -	\$ -	\$ -	\$ -
Other	\$ -	\$ -	\$ -	\$ -	\$ -
<b>Expenditure Totals</b>	<b>\$ 1,245,503.24</b>	<b>\$ 1,302,563.40</b>	<b>\$ 1,358,939.41</b>	<b>\$ 2,150,769.08</b>	<b>\$ 2,348,761.52</b>
<b>Fund Total: Central Garage Fund</b>	<b>\$ 974,199.68</b>	<b>\$ 769,004.64</b>	<b>\$ 494,560.96</b>	<b>\$ (244,148.08)</b>	<b>\$ (624,325.52)</b>



# Central Garage Fund

Budget Year 2023


Account	Account Description	2019 Actual Amount	2020 Actual Amount	2021 Actual Amount	2022 Amended Budget	2023 Level 2
<b>Fund 310 - Central Garage Fund</b>						
<i>Salaries and Wages</i>						
5110.001	Regular Salaries/Wages	107,461.45	105,721.40	98,813.23	122,670.00	133,005.60
5110.002	Holidays	4,676.96	5,221.84	4,306.40	.00	.00
5110.003	Sick Leave	889.58	3,335.68	552.80	.00	.00
5110.004	Overtime	9,952.80	13,609.54	1,503.36	1,000.01	1,000.01
<i>Salaries and Wages Totals</i>		<b>\$122,980.79</b>	<b>\$127,888.46</b>	<b>\$105,175.79</b>	<b>\$123,670.01</b>	<b>\$134,005.61</b>
<i>Fringe Benefits</i>						
5120.001	Annual Leave	10,209.71	11,537.75	7,347.12	5,823.00	6,288.00
5120.002	SBS	8,459.88	8,366.91	6,755.32	7,937.92	8,600.12
5120.003	Medicare	2,001.12	1,979.11	1,597.93	1,877.64	2,034.26
5120.004	PERS	9,387.90	88,426.55	23,190.81	38,604.40	29,481.23
5120.005	Health Insurance	52,241.75	43,617.60	31,186.93	34,537.56	37,678.08
5120.006	Life Insurance	22.20	22.20	19.52	22.20	22.20
5120.007	Workmen's Compensation	6,901.79	7,493.08	4,375.06	4,291.35	4,717.02
5120.011	PERS on Behalf	.00	.00	(13,138.28)	.00	9,557.00
5400.000	OPEB Expense	(2,503.00)	(46,451.00)	(12,249.00)	.00	.00
<i>Fringe Benefits Totals</i>		<b>\$86,721.35</b>	<b>\$114,992.20</b>	<b>\$49,085.41</b>	<b>\$93,094.07</b>	<b>\$98,377.91</b>
<i>Operating Expenses</i>						
5201.000	Training and Travel	141.36	.00	.00	2,000.00	2,000.00
5202.000	Uniforms	894.96	687.64	697.10	500.00	500.00
5203.001	Electric	32,317.64	35,071.62	37,677.49	30,000.00	35,000.00
5203.005	Heating Fuel	6,265.27	5,977.92	6,295.12	6,000.00	6,000.00
5204.000	Telephone	2,277.08	1,897.80	1,914.54	2,000.00	2,000.00
5204.001	Cell Phone Stipend	.00	500.00	.00	600.00	600.00
5205.000	Insurance	105,557.40	110,748.24	122,644.26	120,926.00	106,050.00
5206.000	Supplies	177,586.05	160,060.27	158,466.66	200,800.00	250,800.00
5207.000	Repairs & Maintenance	54,958.67	48,956.33	75,512.77	70,000.00	75,000.00
5208.000	Bldg Repair & Maint	11,271.38	16,146.77	9,594.00	13,675.00	15,510.00
5211.000	Data Processing Fees	10,535.04	10,469.04	10,692.00	11,221.00	17,124.00
5211.001	Information Technology Special Projects	1,559.00	.00	.00	.00	.00
5212.000	Contracted/Purchased Serv	9,364.09	12,212.52	8,842.27	24,922.00	24,922.00
5214.000	Interdepartment Services	124,332.15	82,211.36	86,594.69	77,547.00	70,752.00
5221.000	Transportation/Vehicles	.00	.00	.00	2,922.00	3,001.00
5223.000	Tools & Small Equipment	2,890.67	155.36	1,462.86	2,000.00	2,000.00



# Central Garage Fund

Budget Year 2023

Account	Account Description	2019 Actual Amount	2020 Actual Amount	2021 Actual Amount	2022 Amended Budget	2023 Level 2
<b>Fund 310 - Central Garage Fund</b>						
<i>Operating Expenses</i>						
5226.000	Advertising	92.30	372.10	92.30	1,000.00	1,000.00
5231.000	Credit Card Expense	126.69	113.10	464.92	.00	.00
5290.000	Other Expenses	2,050.60	435.00	1,004.00	.00	.00
5290.001	Loss on Disposal of Fixed Assets	.00	.00	5,400.00	.00	.00
5295.000	Interest Expense	7,500.00	5,000.00	2,500.00	.00	.00
<i>Operating Expenses Totals</i>		<b>\$549,720.35</b>	<b>\$491,015.07</b>	<b>\$529,854.98</b>	<b>\$566,113.00</b>	<b>\$612,259.00</b>
<i>Amortization &amp; Depreciation</i>						
6201.000	Depreciation-Land Improve	971.04	971.04	971.04	972.00	972.00
6205.000	Depreciation-Buildings	27,507.96	27,507.96	27,507.96	27,508.00	27,508.00
6206.000	Depreciation-Machinery	29,876.12	32,583.26	37,533.98	32,584.00	31,828.00
6207.000	Depreciation-Vehicles	427,725.63	507,605.41	608,810.25	507,606.00	608,811.00
<i>Amortization &amp; Depreciation Totals</i>		<b>\$486,080.75</b>	<b>\$568,667.67</b>	<b>\$674,823.23</b>	<b>\$568,670.00</b>	<b>\$669,119.00</b>
<i>Cash Basis Expenditures</i>						
7106.000	Fixed Assets-Machinery	.00	.00	.00	10,000.00	835,000.00
7107.000	Fixed Assets-Vehicles	.00	.00	.00	789,222.00	.00
<i>Cash Basis Expenditures Totals</i>		<b>\$0.00</b>	<b>\$0.00</b>	<b>\$0.00</b>	<b>\$799,222.00</b>	<b>\$835,000.00</b>
<b>Fund 310 - Central Garage Fund Totals</b>		<b>\$1,245,503.24</b>	<b>\$1,302,563.40</b>	<b>\$1,358,939.41</b>	<b>\$2,150,769.08</b>	<b>\$2,348,761.52</b>
<b>Net Grand Totals</b>		<b>\$1,245,503.24</b>	<b>\$1,302,563.40</b>	<b>\$1,358,939.41</b>	<b>\$2,150,769.08</b>	<b>\$2,348,761.52</b>



**City and Borough of Sitka**  
**DRAFT**  
**BUILDING MAINTENANCE FUND**

**FISCAL YEAR 2023**

**Operating Budget**

City and Borough of Sitka, AK

**BUILDING MAINTENANCE FUND - SUMMARY BY EXPENDITURE TYPE**

	2019 Actual Amount	2020 Actual Amount	2021 Actual Amount	2022 Amended Budget	2023 Budget
<b>Revenue</b>					
State Revenue	\$ 4,846.79	\$ 20,308.73	\$ 23,310.44	\$ 19,377.00	\$ 17,924.00
Federal Revenue	\$ -	\$ -	\$ 6,788.33	\$ -	\$ -
Services	\$ 503,198.69	\$ 515,841.98	\$ 593,598.00	\$ 648,527.00	\$ 777,615.00
Other Operating Revenue	\$ -	\$ -	\$ -	\$ -	\$ -
Uses of Property & Investments	\$ 62,641.19	\$ 53,993.38	\$ (13,521.43)	\$ 16,000.00	\$ 10,000.00
Interfund Billings	\$ -	\$ -	\$ -	\$ -	\$ -
Miscellaneous Revenue	\$ -	\$ -	\$ -	\$ -	\$ -
Cash Basis Receipts	\$ 50,380.44	\$ 40,003.32	\$ 30,831.25	\$ 50,000.00	\$ 20,000.00
<b>Revenue Totals</b>	<b>\$ 621,067.11</b>	<b>\$ 630,147.41</b>	<b>\$ 641,006.59</b>	<b>\$ 733,904.00</b>	<b>\$ 825,539.00</b>
<b>Expenditures</b>					
Salaries and Wages	\$ 197,449.68	\$ 220,680.97	\$ 212,282.81	\$ 250,285.12	\$ 265,611.04
Fringe Benefits	\$ 130,246.36	\$ 172,313.08	\$ 199,638.42	\$ 197,652.00	\$ 209,215.89
Operating Expenses	\$ 355,525.30	\$ 297,994.07	\$ 312,262.09	\$ 492,904.00	\$ 804,027.00
Amortization & Depreciation	\$ 880.20	\$ 880.20	\$ 880.20	\$ 881.00	\$ 881.00
Cash Basis Expenditures	\$ 30,200.00	\$ -	\$ -	\$ 300,000.00	\$ -
<b>Expenditure Totals</b>	<b>\$ 714,301.54</b>	<b>\$ 691,868.32</b>	<b>\$ 725,063.52</b>	<b>\$ 1,241,722.12</b>	<b>\$ 1,279,734.93</b>
<b>Fund Total: Building Maintenance Fund</b>	<b>\$ (93,234.43)</b>	<b>\$ (61,720.91)</b>	<b>\$ (84,056.93)</b>	<b>\$ (507,818.12)</b>	<b>\$ (454,195.93)</b>

City and Borough of Sitka, AK

**BUILDING MAINTENANCE FUND - SUMMARY BY DEPARTMENT**

	2019 Actual Amount	2020 Actual Amount	2021 Actual Amount	2022 Amended Budget	2023 Budget
<b>Revenue</b>					
State Revenue	\$ 4,846.79	\$ 20,308.73	\$ 23,310.44	\$ 19,377.00	\$ 17,924.00
Federal Revenue	\$ -	\$ -	\$ 6,788.33	\$ -	\$ -
Services	\$ 503,198.69	\$ 515,841.98	\$ 593,598.00	\$ 648,527.00	\$ 777,615.00
Other Operating Revenue	\$ -	\$ -	\$ -	\$ -	\$ -
Uses of Property & Investments	\$ 62,641.19	\$ 53,993.38	\$ (13,521.43)	\$ 16,000.00	\$ 10,000.00
Interfund Billings	\$ -	\$ -	\$ -	\$ -	\$ -
Miscellaneous Revenue	\$ -	\$ -	\$ -	\$ -	\$ -
Cash Basis Receipts	\$ 50,380.44	\$ 40,003.32	\$ 30,831.25	\$ 50,000.00	\$ 20,000.00
<b>Revenue Totals</b>	<b>\$ 621,067.11</b>	<b>\$ 630,147.41</b>	<b>\$ 641,006.59</b>	<b>\$ 733,904.00</b>	<b>\$ 825,539.00</b>
<b>Expenditures</b>					
Administration	\$ 208,735.32	\$ 179,198.57	\$ 181,333.43	\$ 280,417.09	\$ 315,239.44
Operations	\$ 474,486.02	\$ 511,789.55	\$ 542,849.89	\$ 660,424.03	\$ 963,614.49
Debt Payments	\$ -	\$ -	\$ -	\$ -	\$ -
Depreciation/Amortization	\$ 880.20	\$ 880.20	\$ 880.20	\$ 881.00	\$ 881.00
Fixed Asset Acquisition	\$ -	\$ -	\$ -	\$ -	\$ -
Transfers to Capital Projects and Other Funds	\$ 30,200.00	\$ -	\$ -	\$ 300,000.00	\$ -
Other	\$ -	\$ -	\$ -	\$ -	\$ -
<b>Expenditure Totals</b>	<b>\$ 714,301.54</b>	<b>\$ 691,868.32</b>	<b>\$ 725,063.52</b>	<b>\$ 1,241,722.12</b>	<b>\$ 1,279,734.93</b>
<b>Fund Total: Building Maintenance Fund</b>	<b>\$ (93,234.43)</b>	<b>\$ (61,720.91)</b>	<b>\$ (84,056.93)</b>	<b>\$ (507,818.12)</b>	<b>\$ (454,195.93)</b>



# Building Maintenance Fund

Budget Year 2023

Account	Account Description	2019 Actual Amount	2020 Actual Amount	2021 Actual Amount	2022 Amended Budget	2023 Level 2
<b>Fund 320 - Building Maintenance Fund</b>						
<i>Salaries and Wages</i>						
5110.001	Regular Salaries/Wages	178,370.16	192,577.35	183,783.14	236,251.12	251,577.04
5110.002	Holidays	6,873.72	6,418.04	8,445.93	.00	.00
5110.003	Sick Leave	6,117.63	9,347.00	8,592.36	.00	.00
5110.004	Overtime	6,088.17	11,101.83	11,461.38	7,500.00	7,500.00
5110.010	Temp Wages	.00	1,236.75	.00	6,534.00	6,534.00
<i>Salaries and Wages Totals</i>		<b>\$197,449.68</b>	<b>\$220,680.97</b>	<b>\$212,282.81</b>	<b>\$250,285.12</b>	<b>\$265,611.04</b>
<i>Fringe Benefits</i>						
5120.001	Annual Leave	15,847.04	26,305.80	12,979.46	9,151.00	9,810.00
5120.002	SBS	13,446.65	14,303.15	14,595.60	15,903.71	16,883.19
5120.003	Medicare	3,180.69	3,383.26	3,452.47	3,761.81	3,993.61
5120.004	PERS	15,155.72	131,364.55	49,914.17	73,002.40	56,996.76
5120.005	Health Insurance	76,273.80	66,792.31	92,595.29	88,192.20	96,230.40
5120.006	Life Insurance	36.36	37.03	36.36	36.36	36.36
5120.007	Workmen's Compensation	10,258.10	11,533.98	8,959.63	7,604.52	7,341.57
5120.011	PERS on Behalf	.00	.00	43,748.44	.00	17,924.00
5400.000	OPEB Expense	(3,952.00)	(81,407.00)	(26,643.00)	.00	.00
<i>Fringe Benefits Totals</i>		<b>\$130,246.36</b>	<b>\$172,313.08</b>	<b>\$199,638.42</b>	<b>\$197,652.00</b>	<b>\$209,215.89</b>
<i>Operating Expenses</i>						
5201.000	Training and Travel	.00	.00	370.00	4,100.00	15,600.00
5202.000	Uniforms	473.88	317.32	237.05	400.00	400.00
5204.000	Telephone	480.00	499.95	400.00	600.00	.00
5204.001	Cell Phone Stipend	1,500.00	900.00	900.00	900.00	900.00
5206.000	Supplies	43,644.73	43,060.97	54,456.49	55,030.00	57,932.00
5207.000	Repairs & Maintenance	9,766.74	10,256.19	14,040.77	27,000.00	30,150.00
5211.000	Data Processing Fees	13,284.96	13,391.04	13,521.96	14,166.00	20,684.00
5211.001	Information Technology Special Projects	1,559.00	.00	.00	.00	.00
5212.000	Contracted/Purchased Serv	183,374.52	125,897.90	123,415.81	283,472.00	564,718.00
5214.000	Interdepartment Services	76,943.40	80,443.09	82,798.92	75,159.00	84,910.00
5221.000	Transportation/Vehicles	24,203.15	20,578.05	19,071.35	20,913.00	21,569.00
5223.000	Tools & Small Equipment	20.99	1,172.88	1,468.27	4,664.00	4,664.00
5226.000	Advertising	.00	.00	339.00	.00	.00
5227.002	Rent-Equipment	.00	565.40	1,242.47	2,500.00	2,500.00
5290.000	Other Expenses	273.93	911.28	.00	4,000.00	.00






# Building Maintenance Fund

Budget Year 2023

Account	Account Description	2019 Actual Amount	2020 Actual Amount	2021 Actual Amount	2022 Amended Budget	2023 Level 2
<b>Fund 320 - Building Maintenance Fund</b>						
<i>Operating Expenses</i>						
<i>Operating Expenses Totals</i>		\$355,525.30	\$297,994.07	\$312,262.09	\$492,904.00	\$804,027.00
<i>Amortization &amp; Depreciation</i>						
6206.000	Depreciation-Machinery	880.20	880.20	880.20	881.00	881.00
<i>Amortization &amp; Depreciation Totals</i>		\$880.20	\$880.20	\$880.20	\$881.00	\$881.00
<i>Cash Basis Expenditures</i>						
7200.000	Interfund Transfers Out	30,200.00	.00	.00	300,000.00	.00
<i>Cash Basis Expenditures Totals</i>		\$30,200.00	\$0.00	\$0.00	\$300,000.00	\$0.00
<b>Fund 320 - Building Maintenance Fund Totals</b>		<b>\$714,301.54</b>	<b>\$691,868.32</b>	<b>\$725,063.52</b>	<b>\$1,241,722.12</b>	<b>\$1,279,734.93</b>
<b>Net Grand Totals</b>		<b>\$714,301.54</b>	<b>\$691,868.32</b>	<b>\$725,063.52</b>	<b>\$1,241,722.12</b>	<b>\$1,279,734.93</b>



**City and Borough of Sitka**  
**DRAFT**  
**SPECIAL REVENUE FUNDS**

**FISCAL YEAR 2023**

**Operating Budget**

City and Borough of Sitka, AK

**PET ADOPTION - SUMMARY BY EXPENDITURE TYPE**  
Fund 113

	2019 Actual Amount	2020 Actual Amount	2021 Actual Amount	2022 Amended Budget	2023 Budget
<b>Revenue</b>					
Services	\$ -	\$ -	\$ -	\$ -	\$ -
Other Operating Revenue	\$ -	\$ -	\$ -	\$ -	\$ -
Uses of Property & Investments	\$ 1,196.00	\$ 1,399.07	\$ 942.72	\$ 1,000.00	\$ 600.00
Interfund Billings	\$ -	\$ -	\$ -	\$ -	\$ -
Miscellaneous Revenue	\$ 14,611.48	\$ 17,612.41	\$ 3,930.00	\$ 3,750.00	\$ 5,000.00
Cash Basis Receipts	\$ -	\$ -	\$ -	\$ -	\$ -
<b>Revenue Totals</b>	<b>\$ 15,807.48</b>	<b>\$ 19,011.48</b>	<b>\$ 4,872.72</b>	<b>\$ 4,750.00</b>	<b>\$ 5,600.00</b>
<b>Expenditures</b>					
Salaries and Wages	\$ -	\$ -	\$ -	\$ -	\$ -
Fringe Benefits	\$ -	\$ -	\$ -	\$ -	\$ -
Operating Expenses	\$ 4,132.07	\$ 5,283.67	\$ 10,082.62	\$ 15,000.00	\$ 25,000.00
Cash Basis Expenditures	\$ -	\$ -	\$ -	\$ -	\$ -
<b>Expenditure Totals</b>	<b>\$ 4,132.07</b>	<b>\$ 5,283.67</b>	<b>\$ 10,082.62</b>	<b>\$ 15,000.00</b>	<b>\$ 25,000.00</b>
<b>Fund Total: Pet Adoption Fund</b>	<b>\$ 11,675.41</b>	<b>\$ 13,727.81</b>	<b>\$ (5,209.90)</b>	<b>\$ (10,250.00)</b>	<b>\$ (19,400.00)</b>

City and Borough of Sitka, AK

**SITKA FORFEITURE FUND - SUMMARY BY EXPENDITURE TYPE**  
Fund 151

	2019 Actual Amount	2020 Actual Amount	2021 Actual Amount	2022 Amended Budget	2023 Budget
<b>Revenue</b>					
State Revenue	\$ -	\$ -	\$ -	\$ -	\$ -
Federal Revenue	\$ -	\$ -	\$ -	\$ -	\$ -
Services	\$ -	\$ -	\$ -	\$ -	\$ -
Other Operating Revenue	\$ -	\$ -	\$ -	\$ -	\$ -
Uses of Property & Investments	\$ -	\$ -	\$ -	\$ -	\$ -
Interfund Billings	\$ -	\$ -	\$ -	\$ -	\$ -
Miscellaneous Revenue	\$ -	\$ -	\$ 75,261.17	\$ 1,000.00	\$ 1,000.00
Cash Basis Receipts	\$ -	\$ -	\$ -	\$ -	\$ -
<b>Revenue Totals</b>	<b>\$ -</b>	<b>\$ -</b>	<b>\$ 75,261.17</b>	<b>\$ 1,000.00</b>	<b>\$ 1,000.00</b>
<b>Expenditures</b>					
Salaries and Wages	\$ -	\$ -	\$ -	\$ -	\$ -
Fringe Benefits	\$ -	\$ -	\$ -	\$ -	\$ -
Operating Expenses	\$ -	\$ -	\$ -	\$ 50,000.00	\$ 50,000.00
Cash Basis Expenditures	\$ -	\$ -	\$ -	\$ -	\$ -
<b>Expenditure Totals</b>	<b>\$ -</b>	<b>\$ -</b>	<b>\$ -</b>	<b>\$ 50,000.00</b>	<b>\$ 50,000.00</b>
<b>Fund Total: Sitka Forfeiture Fund</b>	<b>\$ -</b>	<b>\$ -</b>	<b>\$ 75,261.17</b>	<b>\$ (49,000.00)</b>	<b>\$ (49,000.00)</b>

City and Borough of Sitka, AK

**LIBRARY BUILDING FUND - SUMMARY BY EXPENDITURE TYPE**  
Fund 165

	2019 Actual Amount	2020 Actual Amount	2021 Actual Amount	2022 Amended Budget	2023 Budget
<b>Revenue</b>					
State Revenue	\$ -	\$ -	\$ -	\$ -	\$ -
Federal Revenue	\$ -	\$ -	\$ -	\$ -	\$ -
Services	\$ -	\$ -	\$ -	\$ -	\$ -
Other Operating Revenue	\$ -	\$ -	\$ -	\$ -	\$ -
Uses of Property & Investments	\$ 766.93	\$ 768.79	\$ (159.74)	\$ 500.00	\$ 200.00
Interfund Billings	\$ -	\$ -	\$ -	\$ -	\$ -
Miscellaneous Revenue	\$ -	\$ -	\$ -	\$ -	\$ -
Cash Basis Receipts	\$ -	\$ -	\$ -	\$ -	\$ -
<b>Revenue Totals</b>	<b>\$ 766.93</b>	<b>\$ 768.79</b>	<b>\$ (159.74)</b>	<b>\$ 500.00</b>	<b>\$ 200.00</b>
<b>Expenditures</b>					
Salaries and Wages	\$ -	\$ -	\$ -	\$ -	\$ -
Fringe Benefits	\$ -	\$ -	\$ -	\$ -	\$ -
Operating Expenses	\$ -	\$ -	\$ -	\$ 1,000.00	\$ 1,000.00
Cash Basis Expenditures	\$ -	\$ -	\$ -	\$ -	\$ -
<b>Expenditure Totals</b>	<b>\$ -</b>	<b>\$ -</b>	<b>\$ -</b>	<b>\$ 1,000.00</b>	<b>\$ 1,000.00</b>
<b>Fund Total: Library Building Fund</b>	<b>\$ 766.93</b>	<b>\$ 768.79</b>	<b>\$ (159.74)</b>	<b>\$ (500.00)</b>	<b>\$ (800.00)</b>

City and Borough of Sitka, AK

**SOUTHEAST ALASKA ECONOMIC DEVELOPMENT FUND - SUMMARY BY EXPENDITURE TYPE**  
Fund 171

	2019 Actual Amount	2020 Actual Amount	2021 Actual Amount	2022 Amended Budget	2023 Budget
<b>Revenue</b>					
State Revenue	\$ -	\$ -	\$ -	\$ -	\$ -
Federal Revenue	\$ -	\$ -	\$ -	\$ -	\$ -
Services	\$ -	\$ -	\$ -	\$ -	\$ -
Other Operating Revenue	\$ -	\$ -	\$ -	\$ -	\$ -
Uses of Property & Investments	\$ 103,753.91	\$ 64,779.22	\$ 43,995.90	\$ 50,000.00	\$ 20,000.00
Interfund Billings	\$ -	\$ -	\$ -	\$ -	\$ -
Miscellaneous Revenue	\$ -	\$ 52,400.00	\$ -	\$ -	\$ -
Cash Basis Receipts	\$ -	\$ -	\$ -	\$ -	\$ -
<b>Revenue Totals</b>	<b>\$ 103,753.91</b>	<b>\$ 117,179.22</b>	<b>\$ 43,995.90</b>	<b>\$ 50,000.00</b>	<b>\$ 20,000.00</b>
<b>Expenditures</b>					
Salaries and Wages	\$ -	\$ -	\$ -	\$ -	\$ -
Fringe Benefits	\$ -	\$ -	\$ -	\$ -	\$ -
Operating Expenses	\$ -	\$ -	\$ -	\$ -	\$ -
Cash Basis Expenditures	\$ 50,380.44	\$ 40,003.32	\$ 130,831.25	\$ 2,840,000.00	\$ 20,000.00
<b>Expenditure Totals</b>	<b>\$ 50,380.44</b>	<b>\$ 40,003.32</b>	<b>\$ 130,831.25</b>	<b>\$ 2,840,000.00</b>	<b>\$ 20,000.00</b>
<b>Fund Total: SEDA Fund</b>	<b>\$ 53,373.47</b>	<b>\$ 77,175.90</b>	<b>\$ (86,835.35)</b>	<b>\$ (2,790,000.00)</b>	<b>\$ -</b>

City and Borough of Sitka, AK

**GPIP CONTINGENCY FUND - SUMMARY BY EXPENDITURE TYPE**  
Fund 173

	2019 Actual Amount	2020 Actual Amount	2021 Actual Amount	2022 Amended Budget	2023 Budget
<b>Revenue</b>					
State Revenue	\$ -	\$ -	\$ -	\$ -	\$ -
Federal Revenue	\$ -	\$ -	\$ -	\$ -	\$ -
Services	\$ -	\$ -	\$ -	\$ -	\$ -
Other Operating Revenue	\$ -	\$ -	\$ -	\$ -	\$ -
Uses of Property & Investments	\$ 13,700.81	\$ 11,811.79	\$ 7,681.79	\$ 11,000.00	\$ 5,000.00
Interfund Billings	\$ -	\$ -	\$ -	\$ -	\$ -
Miscellaneous Revenue	\$ -	\$ -	\$ -	\$ -	\$ -
Cash Basis Receipts	\$ -	\$ -	\$ -	\$ -	\$ -
<b>Revenue Totals</b>	<b>\$ 13,700.81</b>	<b>\$ 11,811.79</b>	<b>\$ 7,681.79</b>	<b>\$ 11,000.00</b>	<b>\$ 5,000.00</b>
<b>Expenditures</b>					
Salaries and Wages	\$ -	\$ -	\$ -	\$ -	\$ -
Fringe Benefits	\$ -	\$ -	\$ -	\$ -	\$ -
Operating Expenses	\$ -	\$ -	\$ -	\$ -	\$ -
Cash Basis Expenditures	\$ 13,700.81	\$ 11,811.79	\$ 7,681.79	\$ 281,000.00	\$ 10,000.00
<b>Expenditure Totals</b>	<b>\$ 13,700.81</b>	<b>\$ 11,811.79</b>	<b>\$ 7,681.79</b>	<b>\$ 281,000.00</b>	<b>\$ 10,000.00</b>
<b>Fund Total: GPIP Contingency Fund</b>	<b>\$ -</b>	<b>\$ -</b>	<b>\$ -</b>	<b>\$ (270,000.00)</b>	<b>\$ (5,000.00)</b>

City and Borough of Sitka, AK

**SITKA COMMUNITY HOSPITAL DEDICATED FUND - SUMMARY BY EXPENDITURE TYPE**  
Fund 190

	2019 Actual Amount	2020 Actual Amount	2021 Actual Amount	2022 Amended Budget	2023 Budget
<b>Revenue</b>					
Tobacco Tax	\$ 835,730.47	\$ 806,706.38	\$ 850,328.74	\$ 833,000.00	\$ 968,000.00
Federal Revenue	\$ -	\$ -	\$ -	\$ -	\$ -
Services	\$ -	\$ -	\$ -	\$ -	\$ -
Other Operating Revenue	\$ 800.00	\$ 800.00	\$ 900.00	\$ -	\$ -
Uses of Property & Investments	\$ 1,576.00	\$ 1,352,220.28	\$ 758,920.46	\$ 715,000.00	\$ 715,000.00
Interfund Billings	\$ -	\$ -	\$ -	\$ -	\$ -
Miscellaneous Revenue	\$ -	\$ 245,848.97	\$ 365,698.37	\$ -	\$ 5,000.00
Cash Basis Receipts	\$ -	\$ -	\$ -	\$ -	\$ -
<b>Revenue Totals</b>	<b>\$ 838,106.47</b>	<b>\$ 2,405,575.63</b>	<b>\$ 1,975,847.57</b>	<b>\$ 1,548,000.00</b>	<b>\$ 1,688,000.00</b>
<b>Expenditures</b>					
Salaries and Wages	\$ -	\$ -	\$ -	\$ -	\$ -
Fringe Benefits	\$ -	\$ 1,169,437.46	\$ 1,327,450.25	\$ -	\$ -
Operating Expenses	\$ 848,162.94	\$ 888,947.87	\$ 504,882.16	\$ 1,451,869.00	\$ 1,667,722.00
Cash Basis Expenditures	\$ -	\$ -	\$ -	\$ -	\$ -
<b>Expenditure Totals</b>	<b>\$ 848,162.94</b>	<b>\$ 2,058,385.33</b>	<b>\$ 1,832,332.41</b>	<b>\$ 1,451,869.00</b>	<b>\$ 1,667,722.00</b>
<b>Fund Total: SCH Dedicated Fund</b>	<b>\$ (10,056.47)</b>	<b>\$ 347,190.30</b>	<b>\$ 143,515.16</b>	<b>\$ 96,131.00</b>	<b>\$ 20,278.00</b>



City and Borough of Sitka, AK

**STUDENT ACTIVITIES TRAVEL FUND - SUMMARY BY EXPENDITURE TYPE**  
Fund 191

	2019 Actual Amount	2020 Actual Amount	2021 Actual Amount	2022 Amended Budget	2023 Budget
<b>Revenue</b>					
Licenses & Permits	\$ 2,400.00	\$ 3,000.00	\$ 1,900.00	\$ 2,500.00	\$ 2,500.00
Uses of Property & Investments	\$ 143.71	\$ 175.73	\$ 138.14	\$ 200.00	\$ 130.00
Miscellaneous Revenue	\$ -	\$ -	\$ -	\$ -	\$ -
Cash Basis Receipts	\$ -	\$ -	\$ -	\$ -	\$ -
<b>Revenue Totals</b>	<b>\$ 2,543.71</b>	<b>\$ 3,175.73</b>	<b>\$ 2,038.14</b>	<b>\$ 2,700.00</b>	<b>\$ 2,630.00</b>
<b>Expenditures</b>					
Operating Expenses	\$ -	\$ -	\$ -	\$ 10,500.00	\$ 5,000.00
Cash Basis Expenditures	\$ -	\$ -	\$ -	\$ -	\$ -
<b>Expenditure Totals</b>	<b>\$ -</b>	<b>\$ -</b>	<b>\$ -</b>	<b>\$ 10,500.00</b>	<b>\$ 5,000.00</b>
<b>Fund Total: Student Activities Travel Fund</b>	<b>\$ 2,543.71</b>	<b>\$ 3,175.73</b>	<b>\$ 2,038.14</b>	<b>\$ (7,800.00)</b>	<b>\$ (2,370.00)</b>

City and Borough of Sitka, AK

**FISHERIES ENHANCEMENT FUND - SUMMARY BY EXPENDITURE TYPE**  
Fund 192

	2019 Actual Amount	2020 Actual Amount	2021 Actual Amount	2022 Amended Budget	2023 Budget
<b>Revenue</b>					
State Revenue	\$ -	\$ -	\$ -	\$ -	\$ -
Federal Revenue	\$ -	\$ -	\$ -	\$ -	\$ -
Services	\$ -	\$ -	\$ -	\$ -	\$ -
Other Operating Revenue	\$ -	\$ -	\$ -	\$ -	\$ -
Uses of Property & Investments	\$ (90.82)	\$ 164.39	\$ 11.17	\$ -	\$ -
Interfund Billings	\$ -	\$ -	\$ -	\$ -	\$ -
Miscellaneous Revenue	\$ -	\$ -	\$ -	\$ -	\$ -
Cash Basis Receipts	\$ 37,227.00	\$ 38,182.00	\$ 21,309.00	\$ 30,600.00	\$ 37,500.00
<b>Revenue Totals</b>	<b>\$ 37,136.18</b>	<b>\$ 38,346.39</b>	<b>\$ 21,320.17</b>	<b>\$ 30,600.00</b>	<b>\$ 37,500.00</b>
<b>Expenditures</b>					
Salaries and Wages	\$ -	\$ -	\$ -	\$ -	\$ -
Fringe Benefits	\$ -	\$ -	\$ -	\$ -	\$ -
Operating Expenses	\$ 36,008.25	\$ 38,416.25	\$ 22,462.50	\$ 30,600.00	\$ 50,000.00
Cash Basis Expenditures	\$ -	\$ -	\$ -	\$ -	\$ -
<b>Expenditure Totals</b>	<b>\$ 36,008.25</b>	<b>\$ 38,416.25</b>	<b>\$ 22,462.50</b>	<b>\$ 30,600.00</b>	<b>\$ 50,000.00</b>
<b>Fund Total: Fisheries Enhancement Fund</b>	<b>\$ 1,127.93</b>	<b>\$ (69.86)</b>	<b>\$ (1,142.33)</b>	<b>\$ -</b>	<b>\$ (12,500.00)</b>

City and Borough of Sitka, AK

**UTILITY SUBSIDIZATION FUND - SUMMARY BY EXPENDITURE TYPE**  
Fund 193

	2019 Actual Amount	2020 Actual Amount	2021 Actual Amount	2022 Amended Budget	2023 Budget
<b>Revenue</b>					
Other Operating Revenue	\$ -	\$ -	\$ -	\$ -	\$ -
Uses of Property & Investments	\$ 14,258.86	\$ 5,338.36	\$ (1,256.91)	\$ -	\$ -
Interfund Billings	\$ -	\$ -	\$ -	\$ -	\$ -
Miscellaneous Revenue	\$ -	\$ -	\$ -	\$ -	\$ -
Cash Basis Receipts	\$ -	\$ -	\$ 30,000.00	\$ 39,000.00	\$ 356,400.00
<b>Revenue Totals</b>	<b>\$ 14,258.86</b>	<b>\$ 5,338.36</b>	<b>\$ 28,743.09</b>	<b>\$ 39,000.00</b>	<b>\$ 356,400.00</b>
<b>Expenditures</b>					
Operating Expenses	\$ -	\$ -	\$ -	\$ -	\$ -
Cash Basis Expenditures	\$ 39,427.86	\$ 270,769.31	\$ 68,782.53	\$ 72,000.00	\$ 198,200.00
<b>Expenditure Totals</b>	<b>\$ 39,427.86</b>	<b>\$ 270,769.31</b>	<b>\$ 68,782.53</b>	<b>\$ 72,000.00</b>	<b>\$ 198,200.00</b>
<b>Fund Total: Utility Subsidization Fund</b>	<b>\$ (25,169.00)</b>	<b>\$ (265,430.95)</b>	<b>\$ (40,039.44)</b>	<b>\$ (33,000.00)</b>	<b>\$ 158,200.00</b>

City and Borough of Sitka, AK

**COMMERCIAL PASSENGER VESSEL EXCISE TAX FUND - SUMMARY BY EXPENDITURE TYPE**  
Fund 194

	2019 Actual Amount	2020 Actual Amount	2021 Actual Amount	2022 Amended Budget	2023 Budget
<b>Revenue</b>					
State Revenue	\$ 396,800.00	\$ 615,545.00	\$ 615,545.00	\$ -	\$ 1,500,000.00
Federal Revenue	\$ -	\$ -	\$ -	\$ -	\$ -
Services	\$ -	\$ -	\$ -	\$ -	\$ -
Other Operating Revenue	\$ -	\$ -	\$ -	\$ -	\$ -
Uses of Property & Investments	\$ 26,968.53	\$ 39,244.78	\$ (10,413.04)	\$ 12,000.00	\$ 12,000.00
Interfund Billings	\$ -	\$ -	\$ -	\$ -	\$ -
Miscellaneous Revenue	\$ -	\$ -	\$ -	\$ -	\$ -
Cash Basis Receipts	\$ 14,174.63	\$ -	\$ -	\$ -	\$ -
<b>Revenue Totals</b>	<b>\$ 437,943.16</b>	<b>\$ 654,789.78</b>	<b>\$ 605,131.96</b>	<b>\$ 12,000.00</b>	<b>\$ 1,512,000.00</b>
<b>Expenditures</b>					
Salaries and Wages	\$ -	\$ -	\$ -	\$ -	\$ -
Fringe Benefits	\$ -	\$ -	\$ -	\$ -	\$ -
Operating Expenses	\$ 150,000.00	\$ 90,000.00	\$ -	\$ 125,000.00	\$ -
Cash Basis Expenditures	\$ 325,492.67	\$ 13,789.16	\$ 91,199.97	\$ 15,000.00	\$ 1,212,892.00
<b>Expenditure Totals</b>	<b>\$ 475,492.67</b>	<b>\$ 103,789.16</b>	<b>\$ 91,199.97</b>	<b>\$ 140,000.00</b>	<b>\$ 1,212,892.00</b>
<b>Fund Total: CPET Fund</b>	<b>\$ (37,549.51)</b>	<b>\$ 551,000.62</b>	<b>\$ 513,931.99</b>	<b>\$ (128,000.00)</b>	<b>\$ 299,108.00</b>

City and Borough of Sitka, AK

**VISITOR ENHANCEMENT FUND - SUMMARY BY EXPENDITURE TYPE**  
Fund 195

	2019 Actual Amount	2020 Actual Amount	2021 Actual Amount	2022 Amended Budget	2023 Budget
<b>Revenue</b>					
Bed Tax	\$ 553,910.71	\$ 403,100.58	\$ 407,024.41	\$ 486,000.00	\$ 569,000.00
Uses of Property & Investments	\$ 3,137.00	\$ 941.94	\$ (530.00)	\$ -	\$ 1,000.00
Miscellaneous Revenue	\$ -	\$ -	\$ -	\$ -	\$ -
Cash Basis Receipts	\$ -	\$ -	\$ -	\$ -	\$ -
<b>Revenue Totals</b>	<b>\$ 557,047.71</b>	<b>\$ 404,042.52</b>	<b>\$ 406,494.41</b>	<b>\$ 486,000.00</b>	<b>\$ 570,000.00</b>
<b>Expenditures</b>					
Operating Expenses	\$ 450,541.88	\$ 527,873.73	\$ 501,047.68	\$ 464,489.00	\$ 531,200.00
Cash Basis Expenditures	\$ 200,000.00	\$ 80,000.00	\$ -	\$ -	\$ -
<b>Expenditure Totals</b>	<b>\$ 650,541.88</b>	<b>\$ 607,873.73</b>	<b>\$ 501,047.68</b>	<b>\$ 464,489.00</b>	<b>\$ 531,200.00</b>
<b>Fund Total: Visitor Enhancement Fund</b>	<b>\$ (93,494.17)</b>	<b>\$ (203,831.21)</b>	<b>\$ (94,553.27)</b>	<b>\$ 21,511.00</b>	<b>\$ 38,800.00</b>

City and Borough of Sitka, AK

**REVOLVING FUND - SUMMARY BY EXPENDITURE TYPE**  
Fund 410

	2019 Actual Amount	2020 Actual Amount	2021 Actual Amount	2022 Amended Budget	2023 Budget
<b>Revenue</b>					
State Revenue	\$ -	\$ -	\$ -	\$ -	\$ -
Federal Revenue	\$ -	\$ -	\$ -	\$ -	\$ -
Services	\$ -	\$ -	\$ -	\$ -	\$ -
Other Operating Revenue	\$ -	\$ -	\$ -	\$ -	\$ -
Uses of Property & Investments	\$ 50,297.73	\$ 51,845.74	\$ (9,861.37)	\$ 24,000.00	\$ 10,180.00
Interfund Billings	\$ -	\$ -	\$ -	\$ -	\$ -
Miscellaneous Revenue	\$ -	\$ 2,708.38	\$ -	\$ -	\$ -
Cash Basis Receipts	\$ 5,130.20	\$ 5,786.62	\$ 1,349.89	\$ -	\$ -
<b>Revenue Totals</b>	<b>\$ 55,427.93</b>	<b>\$ 60,340.74</b>	<b>\$ (8,511.48)</b>	<b>\$ 24,000.00</b>	<b>\$ 10,180.00</b>
<b>Expenditures</b>					
Salaries and Wages	\$ -	\$ -	\$ -	\$ -	\$ -
Fringe Benefits	\$ -	\$ -	\$ -	\$ -	\$ -
Operating Expenses	\$ 214.35	\$ 32.71	\$ 42.64	\$ 300.00	\$ 150.00
Cash Basis Expenditures	\$ 24,919.04	\$ 21,523.19	\$ 14,085.89	\$ 18,000.00	\$ 15,000.00
<b>Expenditure Totals</b>	<b>\$ 25,133.39</b>	<b>\$ 21,555.90</b>	<b>\$ 14,128.53</b>	<b>\$ 18,300.00</b>	<b>\$ 15,150.00</b>
<b>Fund Total: Revolving Fund</b>	<b>\$ 30,294.54</b>	<b>\$ 38,784.84</b>	<b>\$ (22,640.01)</b>	<b>\$ 5,700.00</b>	<b>\$ (4,970.00)</b>

City and Borough of Sitka, AK

**GUARANTY FUND - SUMMARY BY EXPENDITURE TYPE**  
Fund 420

	2019 Actual Amount	2020 Actual Amount	2021 Actual Amount	2022 Amended Budget	2023 Budget
<b>Revenue</b>					
State Revenue	\$ -	\$ -	\$ -	\$ -	\$ -
Federal Revenue	\$ -	\$ -	\$ -	\$ -	\$ -
Services	\$ -	\$ -	\$ -	\$ -	\$ -
Other Operating Revenue	\$ -	\$ -	\$ -	\$ -	\$ -
Uses of Property & Investments	\$ 12,201.57	\$ 11,869.60	\$ (2,503.48)	\$ 6,000.00	\$ 2,280.00
Interfund Billings	\$ -	\$ -	\$ -	\$ -	\$ -
Miscellaneous Revenue	\$ -	\$ -	\$ -	\$ -	\$ -
Cash Basis Receipts	\$ -	\$ -	\$ -	\$ -	\$ -
<b>Revenue Totals</b>	<b>\$ 12,201.57</b>	<b>\$ 11,869.60</b>	<b>\$ (2,503.48)</b>	<b>\$ 6,000.00</b>	<b>\$ 2,280.00</b>
<b>Expenditures</b>					
Salaries and Wages	\$ -	\$ -	\$ -	\$ -	\$ -
Fringe Benefits	\$ -	\$ -	\$ -	\$ -	\$ -
Operating Expenses	\$ -	\$ -	\$ -	\$ -	\$ -
Cash Basis Expenditures	\$ 6,138.57	\$ 5,262.60	\$ 3,422.52	\$ 6,000.00	\$ 3,500.00
<b>Expenditure Totals</b>	<b>\$ 6,138.57</b>	<b>\$ 5,262.60</b>	<b>\$ 3,422.52</b>	<b>\$ 6,000.00</b>	<b>\$ 3,500.00</b>
<b>Fund Total: Guaranty Fund</b>	<b>\$ 6,063.00</b>	<b>\$ 6,607.00</b>	<b>\$ (5,926.00)</b>	<b>\$ -</b>	<b>\$ (1,220.00)</b>

City and Borough of Sitka, AK

**CEMETERY FUND - SUMMARY BY EXPENDITURE TYPE**  
Fund 430

	2019 Actual Amount	2020 Actual Amount	2021 Actual Amount	2022 Amended Budget	2023 Budget
<b>Revenue</b>					
State Revenue	\$ -	\$ -	\$ -	\$ -	\$ -
Federal Revenue	\$ -	\$ -	\$ -	\$ -	\$ -
Services	\$ -	\$ -	\$ -	\$ -	\$ -
Other Operating Revenue	\$ -	\$ -	\$ -	\$ -	\$ -
Uses of Property & Investments	\$ 4,484.61	\$ 4,358.37	\$ (939.26)	\$ 2,000.00	\$ 2,000.00
Interfund Billings	\$ -	\$ -	\$ -	\$ -	\$ -
Miscellaneous Revenue	\$ -	\$ -	\$ -	\$ -	\$ -
Cash Basis Receipts	\$ -	\$ -	\$ -	\$ -	\$ -
<b>Revenue Totals</b>	<b>\$ 4,484.61</b>	<b>\$ 4,358.37</b>	<b>\$ (939.26)</b>	<b>\$ 2,000.00</b>	<b>\$ 2,000.00</b>
<b>Expenditures</b>					
Salaries and Wages	\$ -	\$ -	\$ -	\$ -	\$ -
Fringe Benefits	\$ -	\$ -	\$ -	\$ -	\$ -
Operating Expenses	\$ 1,979.45	\$ 2,247.61	\$ 1,927.37	\$ 2,000.00	\$ 2,000.00
Cash Basis Expenditures	\$ -	\$ -	\$ -	\$ -	\$ -
<b>Expenditure Totals</b>	<b>\$ 1,979.45</b>	<b>\$ 2,247.61</b>	<b>\$ 1,927.37</b>	<b>\$ 2,000.00</b>	<b>\$ 2,000.00</b>
<b>Fund Total: Cemetery Fund</b>	<b>\$ 2,505.16</b>	<b>\$ 2,110.76</b>	<b>\$ (2,866.63)</b>	<b>\$ -</b>	<b>\$ -</b>



City and Borough of Sitka, AK

**ROWE TRUST FUND - SUMMARY BY EXPENDITURE TYPE**  
Fund 440

	2019 Actual Amount	2020 Actual Amount	2021 Actual Amount	2022 Amended Budget	2023 Budget
<b>Revenue</b>					
State Revenue	\$ -	\$ -	\$ -	\$ -	\$ -
Federal Revenue	\$ -	\$ -	\$ -	\$ -	\$ -
Services	\$ -	\$ -	\$ -	\$ -	\$ -
Other Operating Revenue	\$ -	\$ -	\$ -	\$ -	\$ -
Uses of Property & Investments	\$ 9,424.27	\$ 9,455.40	\$ (1,958.11)	\$ 4,500.00	\$ 1,800.00
Interfund Billings	\$ -	\$ -	\$ -	\$ -	\$ -
Miscellaneous Revenue	\$ -	\$ -	\$ -	\$ -	\$ -
Cash Basis Receipts	\$ -	\$ -	\$ -	\$ -	\$ -
<b>Revenue Totals</b>	<b>\$ 9,424.27</b>	<b>\$ 9,455.40</b>	<b>\$ (1,958.11)</b>	<b>\$ 4,500.00</b>	<b>\$ 1,800.00</b>
<b>Expenditures</b>					
Salaries and Wages	\$ -	\$ -	\$ -	\$ -	\$ -
Fringe Benefits	\$ -	\$ -	\$ -	\$ -	\$ -
Operating Expenses	\$ -	\$ -	\$ -	\$ 4,500.00	\$ 1,800.00
Cash Basis Expenditures	\$ -	\$ -	\$ -	\$ -	\$ -
<b>Expenditure Totals</b>	<b>\$ -</b>	<b>\$ -</b>	<b>\$ -</b>	<b>\$ 4,500.00</b>	<b>\$ 1,800.00</b>
<b>Fund Total: Rowe Trust Fund</b>	<b>\$ 9,424.27</b>	<b>\$ 9,455.40</b>	<b>\$ (1,958.11)</b>	<b>\$ -</b>	<b>\$ -</b>

City and Borough of Sitka, AK

**LIBRARY ENDOWMENT FUND - SUMMARY BY EXPENDITURE TYPE**  
Fund 500

	2019 Actual Amount	2020 Actual Amount	2021 Actual Amount	2022 Amended Budget	2023 Budget
<b>Revenue</b>					
State Revenue	\$0.00	\$0.00	\$0.00	\$0.00	\$0.00
Federal Revenue	\$0.00	\$0.00	\$0.00	\$0.00	\$0.00
Services	\$0.00	\$0.00	\$0.00	\$0.00	\$0.00
Other Operating Revenue	\$0.00	\$0.00	\$0.00	\$0.00	\$0.00
Uses of Property & Investments	\$10,943.96	\$11,103.83	-\$2,223.64	\$3,000.00	\$2,200.00
Interfund Billings	\$0.00	\$0.00	\$0.00	\$0.00	\$0.00
Miscellaneous Revenue	\$4,087.07	\$3,012.40	\$8,416.00	\$1,000.00	\$6,000.00
Cash Basis Receipts	\$0.00	\$0.00	\$0.00	\$0.00	\$0.00
<b>Revenue Totals</b>	<b>\$15,031.03</b>	<b>\$14,116.23</b>	<b>\$6,192.36</b>	<b>\$4,000.00</b>	<b>\$8,200.00</b>
<b>Expenditures</b>					
Operating Expenses	\$2,015.51	\$874.43	\$3,982.57	\$0.00	\$0.00
Cash Basis Expenditures	\$0.00	\$0.00	\$0.00	\$35,000.00	\$30,000.00
<b>Expenditure Totals</b>	<b>\$2,015.51</b>	<b>\$874.43</b>	<b>\$3,982.57</b>	<b>\$35,000.00</b>	<b>\$30,000.00</b>
<b>Fund Total: Library Endowment Fund</b>	<b>\$13,015.52</b>	<b>\$13,241.80</b>	<b>\$2,209.79</b>	<b>-\$31,000.00</b>	<b>-\$21,800.00</b>

City and Borough of Sitka, AK

**BULK WATER FUND - SUMMARY BY EXPENDITURE TYPE**  
Fund 540

	2019 Actual Amount	2020 Actual Amount	2021 Actual Amount	2022 Amended Budget	2023 Budget
<b>Revenue</b>					
Other Operating Revenue	\$ 1,200.00	\$ 1,200.00	\$ 21,350.00	\$ -	\$ 1,200.00
Uses of Property & Investments	\$ 36,653.22	\$ 35,732.87	\$ (7,688.17)	\$ 11,500.00	\$ 6,675.00
Interfund Billings	\$ -	\$ -	\$ -	\$ -	\$ -
Miscellaneous Revenue	\$ -	\$ -	\$ -	\$ -	\$ -
Cash Basis Receipts	\$ -	\$ -	\$ 86,025.38	\$ -	\$ -
<b>Revenue Totals</b>	<b>\$ 37,853.22</b>	<b>\$ 36,932.87</b>	<b>\$ 99,687.21</b>	<b>\$ 11,500.00</b>	<b>\$ 7,875.00</b>
<b>Expenditures</b>					
Operating Expenses	\$ -	\$ -	\$ -	\$ -	\$ -
Cash Basis Expenditures	\$ -	\$ 30,000.00	\$ 104,000.00	\$ 30,000.00	\$ 10,200.00
<b>Expenditure Totals</b>	<b>\$ -</b>	<b>\$ 30,000.00</b>	<b>\$ 104,000.00</b>	<b>\$ 30,000.00</b>	<b>\$ 10,200.00</b>
<b>Fund Total: Bulk Water Fund</b>	<b>\$ 37,853.22</b>	<b>\$ 6,932.87</b>	<b>\$ (4,312.79)</b>	<b>\$ (18,500.00)</b>	<b>\$ (2,325.00)</b>

City and Borough of Sitka, AK

**SEASONAL SALES TAX/SCHOOL BOND DEBT SERVICE FUND - SUMMARY BY EXPENDITURE TYPE**  
Fund 651

	2019 Actual Amount	2020 Actual Amount	2021 Actual Amount	2022 Amended Budget	2023 Budget
<b>Revenue</b>					
State Revenue	\$2,458,721.00	\$908,918.00	\$0.00	\$816,719.00	\$1,532,249.00
Federal Revenue	\$0.00	\$0.00	\$0.00	\$0.00	\$0.00
Services	\$0.00	\$0.00	\$0.00	\$0.00	\$0.00
Other Operating Revenue	\$0.00	\$0.00	\$0.00	\$0.00	\$0.00
Uses of Property & Investments	\$44,446.18	\$59,012.49	-\$44,271.21	\$0.00	\$0.00
Interfund Billings	\$0.00	\$0.00	\$0.00	\$0.00	\$0.00
Miscellaneous Revenue	\$0.00	\$0.00	\$0.00	\$0.00	\$0.00
Cash Basis Receipts	\$1,490,482.24	\$1,279,834.18	\$1,394,702.75	\$1,250,000.00	\$1,600,000.00
<b>Revenue Totals</b>	<b>\$3,993,649.42</b>	<b>\$2,247,764.67</b>	<b>\$1,350,431.54</b>	<b>\$2,066,719.00</b>	<b>\$3,132,249.00</b>
<b>Expenditures</b>					
Salaries and Wages	\$0.00	\$0.00	\$0.00	\$0.00	\$0.00
Fringe Benefits	\$0.00	\$0.00	\$0.00	\$0.00	\$0.00
Operating Expenses	\$750,440.00	\$641,115.00	\$547,540.00	\$462,115.00	\$254,200.00
Other Financing Sources	\$0.00	\$0.00	\$528,469.48	\$0.00	\$0.00
Other Financing Uses	\$0.00	\$0.00	-\$537,098.05	\$0.00	\$0.00
Cash Basis Expenditures	\$2,880,000.00	\$2,155,000.00	\$1,850,000.00	\$1,940,000.00	\$2,050,000.00
<b>Expenditure Totals</b>	<b>\$3,630,440.00</b>	<b>\$2,796,115.00</b>	<b>\$2,388,911.43</b>	<b>\$2,402,115.00</b>	<b>\$2,304,200.00</b>
<b>Fund Total: Seasonal Sales Tax Fund</b>	<b>\$363,209.42</b>	<b>-\$548,350.33</b>	<b>-\$1,038,479.89</b>	<b>-\$335,396.00</b>	<b>\$828,049.00</b>

City and Borough of Sitka, AK

**PERMANENT FUND - SUMMARY BY EXPENDITURE TYPE**  
Fund 400

	2019 Actual Amount	2020 Actual Amount	2021 Actual Amount	2022 Amended Budget	2023 Budget
<b>Revenue</b>					
State Revenue	-	-	-	-	-
Federal Revenue	-	-	-	-	-
Services	-	-	-	-	-
Other Operating Revenue	-	-	-	-	-
Uses of Property & Investments	1,138,799	245,652	5,906,880	372,000	500,000
Interfund Billings	-	-	-	-	-
Miscellaneous Revenue	-	-	-	-	-
Cash Basis Receipts	118,925	180,941	-	-	-
<b>Revenue Totals</b>	<b>1,257,724</b>	<b>426,593</b>	<b>5,906,880</b>	<b>372,000</b>	<b>500,000</b>
<b>Expenditures</b>					
Salaries and Wages	-	-	-	-	-
Fringe Benefits	-	-	-	-	-
Operating Expenses	48,817	48,556	46,585	52,800	68,000
Cash Basis Expenditures	1,427,097	1,447,500	1,213,716	1,145,554	1,193,739
<b>Expenditure Totals</b>	<b>1,475,914</b>	<b>1,496,056</b>	<b>1,260,301</b>	<b>1,198,354</b>	<b>1,261,739</b>
<b>Fund Total: Permanent Fund</b>	<b>(218,190)</b>	<b>(1,069,463)</b>	<b>4,646,579</b>	<b>(826,354)</b>	<b>(761,739)</b>

**City and Borough of Sitka  
FY23 Consolidated Operating Budget**

**Summary of Significant Accounting  
and Budget Policies**

**Significant Accounting Policies**

Accounting for the financial activities of the City and Borough of Sitka is performed in accordance with Governmental Accounting and Financial Reporting Standards, as promulgated by the Governmental Accounting Standards Board (GASB), and applicable Federal and State of Alaska guidelines.

Specific accounting policies having an impact on this budget include the following:

Depreciation - Depreciation is recorded on the straight line basis for all fixed assets and useful lives used to calculate depreciation expense conform, as much as possible, to industry standards.

Inventories - Inventories of maintenance supplies and materials are accounted for under the periodic method on a first in - first out (FIFO) basis. Inventories of maintenance supplies and materials re expensed when consumed.

Bad Debt Expense - Bad debt expense is accounted for under the direct write off method.

Investments in Debt Securities - All investments in debt securities are considered to be held until maturity and are carried at historical cost. Investments are marked to market on a monthly basis separate from the accounting system and market value is reported to management monthly. Premiums and discounts on the purchase of debt securities are amortized on the effective interest methods.

Compensated Employee Absences - Compensated employee absences (annual leave) is expensed as accrued.

Grants - Grants from Federal Government Agencies are accounted for as revenue to the appropriate fund (normally a Capital Project Fund).

Capital Project Funds - All capital construction projects in excess of \$50,000 are normally accounted for in separate Capital Project Funds. Due to increased control initiated in FY97 some projects less than \$50,000 will be accounted for in Capital Projects Funds. For proprietary funds, capital construction is accounted for in separate capital project funds for internal management purposes only; and the end of the fiscal year, all proprietary fund capital projects are closed back to the parent fund through adjusting journal entries. Uncompleted projects are shown as construction in progress and grant revenue for capital construction is accounted for as grant revenue.

Fixed Assets - For accounting purposes the minimum level for fixed assets is set at \$5,000 and for infrastructure is set at \$10,000.

# City and Borough of Sitka FY23 Consolidated Operating Budget

## Summary of Significant Accounting And Budgeting Policies (cont.)

### Significant Budgeting Policies

Specific budgeting policies having an impact on this budget include the following:

**Budgeting Basis** - Budgeting is on a cash inflow / cash outlay basis. As the financial operations of proprietary funds are required to be accounted for under the accrual accounting basis, budgeting in these funds is for outlays (expenditures), not for expenses. So that the user may relate expenditure authority to its effect on the financial condition of such funds, pro forma financial statements showing the estimated financial effect of the authorized spending are also provided. Accrual accounting information is, where necessary, adjusted to a cash basis in order to provide management with consistent budget execution information.

**Operating and Capital Budgets** - Authorized expenditures for all funds are divided into separate and distinct capital and operating budgets. Capital budgets include authorized expenditures for acquisitions of fixed assets, minor construction projects, acquisitions of and improvements to land, and direct transfers of equity to capital project funds and other funds (in particular, internal service funds). All other authorized expenditures are contained within operating budgets.

**Lapsing of Appropriations and Reappropriations of Capital Expenditures** - All unencumbered operating budget appropriations lapse at the end of the fiscal year (June 30<sup>th</sup>). Capital expenditures do not lapse; however, for internal management purposes, capital appropriations are also assumed to lapse at the end of the fiscal year. Capital expenditures which carry forward to future years are reappropriated and are clearly shown as such in the budget. Amounts shown are estimates only. Actual remaining appropriations are reappropriated.

**Revenues** - For budgeting purposes, revenues for proprietary funds are assumed to be received in cash although, under accrual accounting rules, some revenues are recorded prior to the actual receipt of cash. These revenues include interest receivable, amortization's of discounts on investment securities, and utility fees billed but not yet received. The effect of these non-cash revenues is not considered to be significant enough to be material.

**Internal Budget Redistributions** - The Municipal Administrator has the authority to redistribute appropriations between accounts within specific Divisions of the General Fund, within Enterprise Funds and within Internal Service Funds. Authorized expenditures may not be redistributed between operating and capital budgets. Redistributions between certain Divisions of the General Fund, between different Funds or between operating and capital budgets of the same Fund, must be approved by the City and Borough of Sitka Assembly.

**Internally Funded Capital Projects** - Capital projects in excess of \$50,000 are normally accounted for in separate Capital Project Funds. Due to increased control initiated in FY97 some projects less than \$50,000 will be accounted for in Capital Project Funds. If such projects are funded through grants, donations, or revenue generated by the project, such revenues are accounted for directly under the Capital Project Fund. If a project is funded through the transfer of equity from the General Fund or a Proprietary Fund, the transfer is budgeted as *Interfund Transfers or Advances to Other Funds* under the General Fund or Proprietary Fund, and an *Advances From Other Funds* under the Capital Project Fund. For proprietary funds, capital construction is accounted for in separate capital project funds for internal management purposes only; and the end of the fiscal year, all proprietary fund capital projects are closed back to the parent fund through adjusting journal entries. Thus, if projected expenditures for Capital Project Funds lag behind expected levels, actual amounts of year-end working capital may exceed projected levels.

**Fixed Assets** - For budgeting purposes the minimum level for fixed assets is set at \$5,000 and for infrastructure is set at \$10,000.