



Sitka
Art Meets *Wild* Alaska!

Brand Guidelines

A user's guide to support the Sitka visitor experience

The Sitka Brand

How These Guidelines Work	1.1
What is a Destination Promise?	1.2
Our Destination Promise	1.3

Communicating the Brand

Our Copy Style	2.1
Our Photographic Style	2.3

Brand Identity

Brand Identity Inspiration	3.1
The Solid Sitka Wordmark	3.2
The Modeled Sitka Wordmark	3.3
The Sitka Raven	3.4
The Tagline	3.5
The Solid Sitka Wordmark with Tagline	3.6
The Modeled Sitka Wordmark with Tagline	3.7
Clearspace	3.8
Minimum Sizes	3.9
Prohibited Use	3.10
Special Treatments	3.11

Brand Elements

Colors - Wordmark	4.1
Colors - Pattern	4.2
Typography	4.3
Tiled Patterns	4.4

The Applied Brand

Cups & Coasters	5.1
Apparel	5.2
Display Advertising	5.3
City Vehicles	5.4
Smart Device Apps	5.5
Visitor Guide	5.6
Business Cabinet	5.7

Contact Information

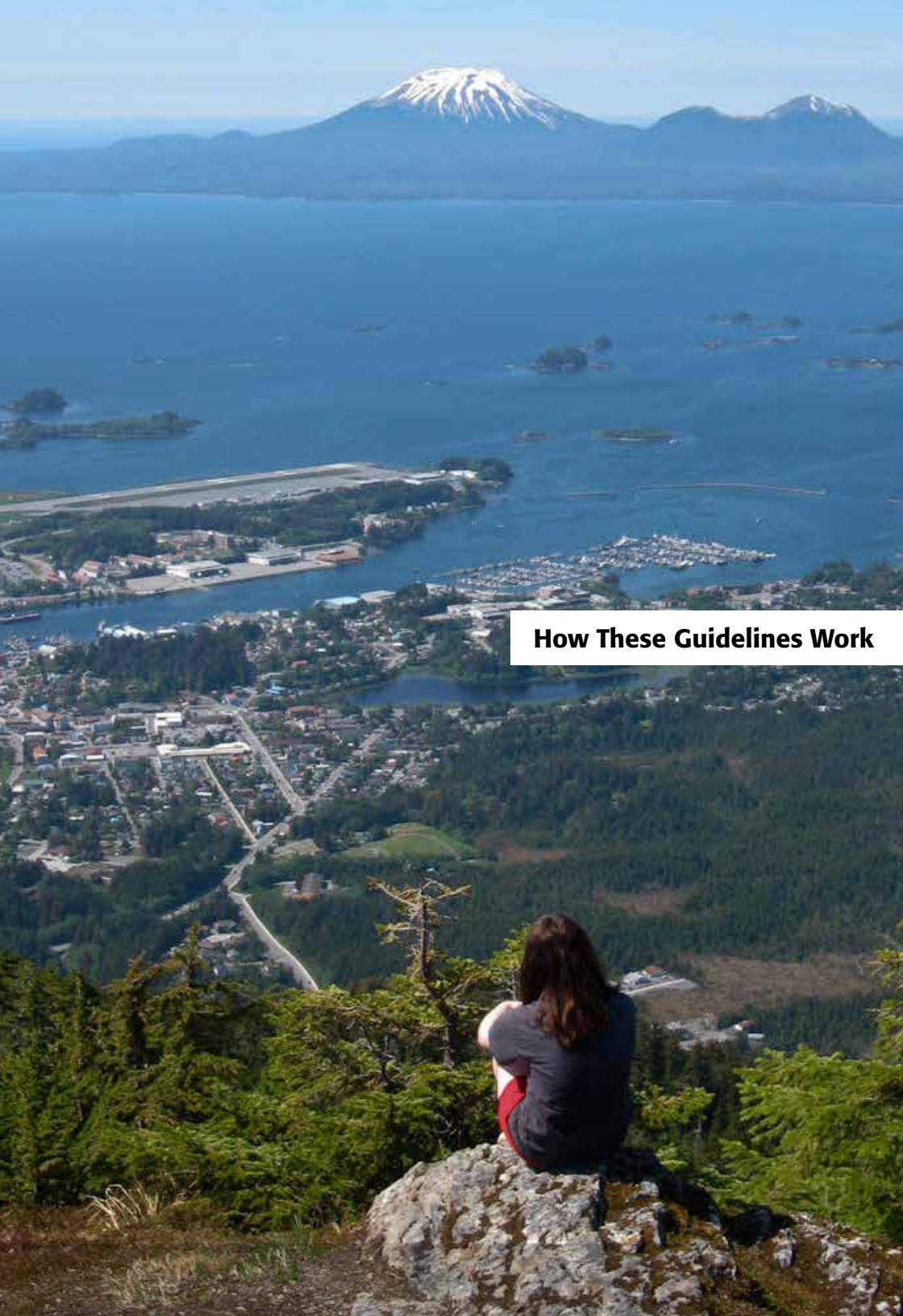


Sitka

*Photo courtesy of
Tillamook Design,
all rights reserved*

A photograph of a wooden boardwalk winding through a dense forest of tall, thin trees. The boardwalk is made of weathered wooden planks and leads the eye into the distance. The forest floor is covered in moss and fallen leaves. The trees are mostly evergreens, and the lighting is soft and diffused.

The Sitka Brand



How These Guidelines Work

The Sitka Brand strategy provides direction for portraying and unifying Sitka visitor experiences. It acts as a guidance system in conjunction with the wayfinding signs to communicate with the visitor and direct them toward local experiences. The Brand strategy also provides direction to tourism and municipal officials as well as private tourism entrepreneurs for brand supportive product development and public policy.

The Sitka Brand strategy, verbal and visual elements will help shape what we want people to think and feel about Sitka, Alaska as a visitor destination.

These Brand Guidelines are simply a reference document that explains the proper usage of Sitka's brand visuals such as the logo, colors, tagline and other graphic assets.

These guidelines are not necessarily meant to restrict creativity, rather they are meant to *guide* creativity to stay in concert with and to support the essence of the Sitka brand.



What is a Destination Brand?

A destination brand makes and fulfills a value promise. It is a unique blend of physical, intangible and emotional benefits which clearly differentiate a destination from other choices. Importantly, it acts as a guidance system to prioritize and influence every message, process, decision, communication, and investment.

Branding can be considered as the art and science of orchestrating the distinctive messages and experiences that we most want associated with Sitka to ensure that they are as unifying, compelling, and rewarding as possible.



Our Destination Promise

Our Promise:

“While most places in Alaska are defined by big nature and frontier adventures, Sitka promises a very different perspective because of its charismatic mix of friendly people, and a delightful fusion of art, culture and wilderness.”

Our Commitment:

We are dedicated to preserving, enjoying and sharing our authentic Alaska town and its surrounding natural environment while generating a sustainable visitor economy for resident employment and small businesses. We present transformational experiences that enable residents and visitors to interact with nature in ways that are compelling, environmentally sensitive and spiritually uplifting.

A bald eagle is captured in mid-flight over a body of water. Its wings are fully extended, showing the intricate structure of the feathers. The eagle's head is turned to the right, and its yellow beak is prominent. The water below is dark and rippled, reflecting the light. A white rectangular box is overlaid on the right side of the image, containing the text "Communicating the Brand".

Communicating the Brand

*Photo courtesy of
Tillamook Design,
all rights reserved*



Our Copy Style

The Sitka brand will be embedded in the copy for brochures, web sites, advertising, online communications and collateral materials. Wherever possible, copy should describe experiences with action-oriented and evocative language to provide a feel for what the reader will experience. Importantly, it must make the reader feel as though they're already enjoying the sights, sounds, smells, and sensations of the Sitka Region.

Copy should always be written in a friendly, relaxed, informative, and unpretentious manner to match our personality. It should be conversational and create the feel and tone of a one-on-one conversation.

It should be enticing and motivational, yet realistic and factual. It must not contain hype or exaggeration.




Our Photographic Style



High quality photography can be one of the most potent and versatile communication elements in Sitka's brand toolkit. This is because the stunning sense of place, seasons, moods and colors of Sitka make it extremely photogenic.

Images should project enriching, revitalizing and adventure-filled experiences that reflect our benefits and distinctive character. Questions to ask when selecting images to reflect the brand are:

- Are these real people doing real things in reasonably accessible places?
- Are the images believable?
- Do they have a WOW factor or strong "wish you were here" flavor?
- Do the subjects look natural and not posed?
- Are the subjects doing something interesting?
- Will the photographs resonate with the target audience?






Brand Identity

Brand Identity Inspiration

The final Sitka logo has evolved from several concepts that were inspired by the textures, colors and features from Sitka's heritage and natural environment.

The basic Sitka logo is derived from three primary visual resources. The Haida/Tlingit art forms, Russian architecture and an existing font called FF Motter Festival.



Tlingit and Haida Totemic Art



Russian Architecture

Sitka

FF Motter Festival Font

Sitka

The Stylized Wordmark

The Solid Sitka Wordmark

The solid Sitka wordmark is the visual foundation of the Sitka identity. It is considered the brand signature when used in its isolated form.

It may be reproduced in four basic variations:

1. Black against a white, solid light neutral or low contrast textured neutral background.
2. White against a black, solid dark or low contrast textured dark background.
3. Red (PMS 485 C) against a white or black background. The red may be used as a solid background behind a white wordmark.
4. Teal (PMS 327 C) against a white or black background. The teal may be used as a solid background behind a white wordmark.



Sitka



Sitka



Sitka



Sitka



Sitka



Sitka



Sitka



Sitka



Sitka



Sitka



Sitka



Sitka

The Modeled Sitka Wordmark

The modeled Sitka wordmark is a special version of the Sitka identity. It should only be used as a featured graphic and not as a secondary signature that follows other featured imagery.

Its includes a custom pattern inspired by migrating salmon and the light refractions in clear coastal tide pools.

The red dot in the "i" is inspired by the berry or sun held in a raven's beak from Haida/Tlinget folklore.

It may be reproduced in two basic variations:

1. Against 100% bright white.
2. Against 100% jet black



Migrating Salmon



Clear Tide Pools



The Modeled Sitka Wordmark against 100% white



The Modeled Sitka Wordmark against 100% black

The Sitka Raven

A secondary companion graphic of the Sitka brand is the “charismatic” Sitka Raven. It was developed to be used as a playful embellishment to be used with or without the wordmark for special occasions.

The Sitka Raven may be used as an isolated graphic or as a wordmark companion.

It is not intended to serve as a stand alone brand graphic where the Sitka brand has not already been visually introduced.



Tlingit and Haida Folklore Raven



A raven as seen in the Sitka region



The Tagline

Sitka's tagline provides a clear message of what Sitka's brand is all about. It reinforces the brand's message and helps connect an idea with Sitka's audience.

The tagline may be isolated or used as a part of the full Sitka Logo but must never be used more than once on the same page or visual display.

The tagline's form, either isolated or combined with the full Sitka logo, must never be reconstructed or altered. It can only be reproduced from the original production files.

Art Meets Wild Alaska!

The Solid Sitka Wordmark with Tagline

When the Sitka wordmark and the tagline are combined together as a consolidated graphic, the tagline must be positioned below the wordmark and sized as the same length.

The tagline may be used with any of the solid color versions as black, black with a red "Wild", black with a teal "Wild" or in all red.



The Modeled Sitka Wordmark with the Raven and Tagline

When combined with the wordmark and the raven, the tagline must be positioned below the wordmark as in the solid versions but must always include black lettering with a red "Wild".



Clearspace

The clearspace around the Sitka wordmark, the combined raven/workmark, isolated raven or isolated tagline, must be maintained at all times. These areas must never be invaded by other graphics, borders or photographic elements.

The distance defined by the height of the downward return of the "S" determines the minimum clear space required between the outer most elements of the logo and the definable outer edge of a field or the nearest edge of another graphic or visual element.



Minimum Sizes

Minimum sizes have been determined for the all versions of the wordmark with and without the tagline.

When the wordmark is paired with the tagline, the minimum size is 7/8" measured from the left side of the tagline to the right side of the tagline. This proportion also applies to the tagline when it is used as an isolated graphic.

When the wordmark is used without the tagline, the minimum size is 1/2" measured from the left side of the "S" in the wordmark to the right side of the "a". This proportion also applies to the Raven/wordmark composite.



7/8"



7/8"



1/2"



1/2"

Prohibited Use



All versions of the Sitka logo should be used accurately, consistently and in compliance with these guidelines.

The following examples illustrate how misuse of the logo will diminish its impact and reflect unfavorably on the Sitka brand.

Note: Some diversions from these prohibited use rules may be considered only if there are specific occasions where special treatments of the logo are appropriate to support an event or unique campaign. These special treatments should never be adopted as official and routinely used identities.

Only upon careful consideration and subsequent approval by the Sitka brand manager, may special treatments be created.



Never change the colors from what has been approved in this document.



Never alter the tint of the colored wordmark.



Never slant or skew any of the logos.



Never reorganize any of the logo elements.



Never place the black raven or black graphics over a black background.



Never use any of the logos in a sentence.



Never obstruct any of the logos with a graphic, text or object.



Never squeeze, stretch or distort any of the logos.



WILDLIFE TOURS

Never use any of the logos as part of a third party logo or brand.

Special Treatments

As a brand is used in the course of ongoing marketing campaigns, some diversions from the prohibited use rules on page 3.9 may be considered only if there are specific occasions where special treatments of the logo are appropriate to support an event or unique campaign. These special treatments should never be adopted as official and routinely used identities.

Only upon careful consideration and subsequent approval by the Sitka brand manager, may special treatments be created.

Examples of special treatments can be found on pages 5.1 and 5.2.





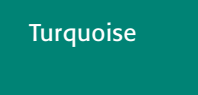
Brand Elements

Colors - Wordmark

The Sitka wordmark may be reproduced in any of the three primary colors.

All colors are broken down into reproduction formulas for print media (CMYK), digital (RGB) and web media (HEX).

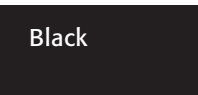
Primary



CMYK 100/21/64/7
RGB 0/151/117
HEX 00/83/75





CMYK 5/98/100/.5
RGB 226/35/26
HEX E2/23/1A



CMYK 0/0/0/100
RGB 35/31/32
HEX 23/1F/20

Secondary



Colors - Pattern

The Sitka pattern is composed by primary, secondary and blended color sets. These colors reflect the character of Sitka pattern and should never be altered.

All colors are broken down into reproduction formulas for print media (CMYK), digital (RGB) and web media (HEX).

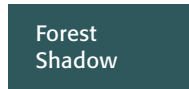
Primary



CMYK 66/81/3/9
RGB 105/72/144
HEX 69/48/90



CMYK 68/26/4/21
RGB 62/130/171
HEX 3E/82/AB



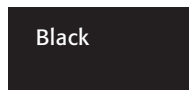
CMYK 83/51/53/29
RGB 46/88/92
HEX 2E/58/5C



CMYK 68/11/72/17
RGB 74/14/98
HEX 4A/93/62



CMYK 5/98/100/.5
RGB 226/35/26
HEX E2/23/1A

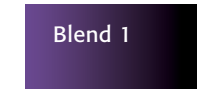


CMYK 0/0/0/100
RGB 35/31/32
HEX 23/1F/20

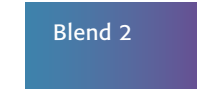
Secondary



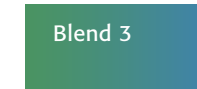
Blends



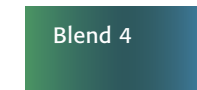
Purple Majesty
Raven Black



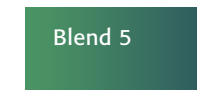
Blue Ocean
Purple Majesty



Moss Green
Blue Ocean



Moss Green
Forest Shadow
Blue Ocean



Moss Green
Forest Shadow

Typography

Regulated typography is a powerful tool used to support the Sitka brand and should be used in all forms of visual communication to maintain a strong and unified brand expression.

The Formata Font Family

Formata is the primary font family for the Sitka brand. It was selected out of thousands of fonts to be compatible with the Brand Identities. It includes 8 styles that can be used together or separately while avoiding visual competition within the brand applications.



Formata Bold

**ABCDEFGHIJKLMNOPQRSTUVWXYZ
abcdefghijklmnopqrstuvwxyz1234567890**

Formata Bold Italic

***ABCDEFGHIJKLMNOPQRSTUVWXYZ
abcdefghijklmnopqrstuvwxyz1234567890***

Formata Medium

**ABCDEFGHIJKLMNOPQRSTUVWXYZ
abcdefghijklmnopqrstuvwxyz1234567890**

Formata Medium Italic

***ABCDEFGHIJKLMNOPQRSTUVWXYZ
abcdefghijklmnopqrstuvwxyz1234567890***

Formata Regular

ABCDEFGHIJKLMNOPQRSTUVWXYZ
abcdefghijklmnopqrstuvwxyz1234567890

Formata Regular Italic

*ABCDEFGHIJKLMNOPQRSTUVWXYZ
abcdefghijklmnopqrstuvwxyz1234567890*

Formata Light

ABCDEFGHIJKLMNOPQRSTUVWXYZ
abcdefghijklmnopqrstuvwxyz1234567890

Formata Light Italic

*ABCDEFGHIJKLMNOPQRSTUVWXYZ
abcdefghijklmnopqrstuvwxyz1234567890*

Tiled Patterns

There will be occasions where graphic embellishments add helpful visual impact to a visual communication as long as they do not compete with or diminish the character of the brand.


Two tiled patterns have been developed. The square pattern can be tiled in all directions to create a continuous graphic background.

Side A1 matches to A2 and B1 matches to B2 respectively.

The pattern bar may be tiled on either side to create an expandable graphic rule. Such uses should be proposed to the brand manager for approval prior to implementation.

Side C1 matches to C2 respectively.

Application examples can be seen on pages 5.4 and 5.7 in the following section.





The Applied Brand

Cups & Coasters

Coffee cups and drink coasters are popular items visitors buy as gifts and souvenirs.

Private vendors who want to use the Sitka Brand assets in their custom products must contact the Sitka CVB for a brand licensing release. Only after a submitted brand licensing release has been approved may a retailer use Sitka Brand assets for retail purposes.



Apparel

Sitka apparel is also an important retail vehicle. Depending on the target market, designs may need to be expressed more liberally. Creative interpretations of the brand assets can be explored but only under the guidance and approval of the Sitka brand manager.

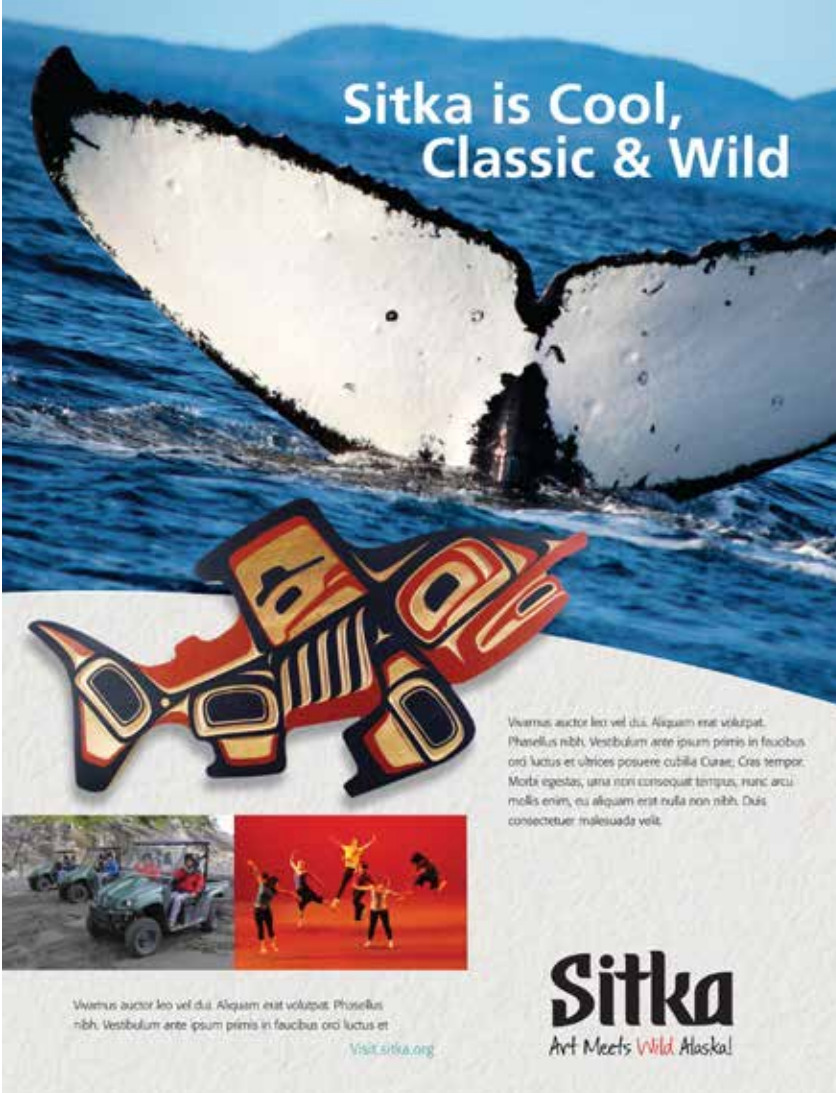


Display Advertising

Advertising should be visually bold and use minimal copy.

It is recommended that ads incorporate full photographic hero imagery that represents key Sitka experiences. Inset imagery is used to compliment the message or promote additional experiences secondary to the impact of the primary image.

When possible, images should depict people engaged with the environment or art.



Sitka is Cool,
Classic & Wild

Vivamus auctor leo vel dui. Aliquam erat volutpat. Phasellus nibh. Vestibulum ante ipsum primis in faucibus orci luctus et ultrices posuere cubilia Curae; Cras tempor. Morbi egestas, urna non consequat tincidunt, nunc arcu mollis enim, eu aliquam erat nulla non nibh. Duis consectetur malesuada velit.

Vivamus auctor leo vel dui. Aliquam erat volutpat. Phasellus nibh. Vestibulum ante ipsum primis in faucibus orci luctus et

Visit sitka.org

Sitka
Art Meets Wild Alaska!

City Vehicles

City vehicles should use the City version of the Sitka wordmark. Vehicles are visible items in the Sitka environment and can help promote the visual perception of the Sitka identity to visitors and locals alike.



Smart Device App

Community smart device apps are a growing trend in delivering information about a community.

Typically, they are made available to visitors and local patrons as free downloads.

There are many developers who provide both custom and template solutions in a range of costs.



Visitor's Guide

The visitor's guide should be treated as a travel magazine. The articles within it tell the reader about key attractions and events in Sitka.

It also serves as a passive marketing tool, written in a positive and entertaining voice supported by professional photography and printed on magazine-grade paper stock.

The Sitka wordmark may be used as solid white or as any of the recommended color versions described on page 3.4 depending on the photo image used on a specific issue.

Titles of key articles within the issue are featured on the cover with a short descriptive caption.

The organization credit remains a fixed element from issue to issue

Full bleed photographic imagery should be bold and relative to the featured article.

"Visitor's Guide" is part of the masthead and its font, size and placement remains consistent in each issue.



Business Cabinet

A business cabinet includes a business card, letterhead and envelope. The ensemble is less of a marketing tool and more of a business communication vehicle.

Although these materials should be more conservative in design than the Sitka marketing materials, they should convey a branded flavor that welcomes the reader to the region while establishing a credible persona.





Contact Information

For information and assistance regarding adoption and use of the Sitka brand and visual identity, e-mail us at info@sitka.org.

Visit us online at sitka.org

The Sitka brand strategy was created following extensive research and community consultation by Great Destination Strategies in collaboration with Total Destination Marketing and Axia Creative.

GreatDS.com
DestinationBranding.com
AxiaCreative.com