



THE STATE
of **ALASKA**
GOVERNOR MIKE DUNLEAVY

Department of Natural Resources

DIVISION OF PARKS AND OUTDOOR RECREATION
Office of History & Archaeology
550 West 7th Avenue, Suite 1310
Anchorage, Alaska 99501-3561
Main: 907.269.8700

November 6, 2024

RE: FY24 Historic Preservation CLG Grant Applications Available

To Alaska CLGs:

The Office of History & Archaeology is accepting grant applications from Certified Local Governments (CLGs) for 60-40 matching grant projects from the National Park Service, Historic Preservation Fund (HPF).

All projects need to be completed by September 30, 2026.

The Historic Preservation Fund (HPF) grant program provides up to 60 percent assistance with a 40 percent CLG cost-sharing match in a historic preservation project in one of the following categories:

- Survey
- Inventory
- National Register Nomination
- Historic Preservation Planning
- Public Preservation Education
- Predevelopment
- Development

Priorities proposed by the Alaska Historical Commission during their June 2023 meeting remain valid. Refer to the Priorities when creating your CLG application package. The package, priorities, and other forms or examples are available online at <https://dnr.alaska.gov/parks/oha/designations/grants.htm>.

The Office of History & Archaeology anticipates \$100,000 will be available for award to eligible projects. The maximum federal share for Predevelopment grants is \$25,000. The maximum federal amount for all other categories of grants is \$50,000. Please note the new application package includes additional information which must be provided if you are applying for a Development project.

The application deadline is 3:00 p.m. on February 7, 2025.

For questions, please contact Maria Lewis at maria.lewis@alaska.gov or by telephone at 907-269-8717.

Sincerely,

A handwritten signature in blue ink, reading "Judith E. Bittner".

Judith E. Bittner
State Historic Preservation Officer

CLG GRANT APPLICATION

Office of History & Archaeology
Alaska Department of Natural Resources
550 West 7th Avenue, Suite 1310
Anchorage, Alaska 99501

FY24 Historic Preservation Fund: Grants for Certified Local Governments

Deadline: Applications are due by 3:00 pm on Friday, February 7, 2025

The Certified Local Government (CLG) listed below is applying for a reimbursable 60-40 matching grant from the National Park Service, Historic Preservation Fund (HPF), administered through the State of Alaska, Office of History and Archaeology.

CLG Name: _____

Project Title: _____

Federal Tax Identification Number: _____

UEI: _____ VCUST: _____

Type of CLG Grant Project: (Check project type below, as applicable)

- | | |
|---|--|
| <input type="checkbox"/> Survey | <input type="checkbox"/> Public Preservation Education |
| <input type="checkbox"/> Inventory | <input type="checkbox"/> Predevelopment |
| <input type="checkbox"/> National Register Nomination | <input type="checkbox"/> Development (<i>See additional requirements on Page 14</i>) |
| <input type="checkbox"/> Historic Preservation Planning | |

Budget Summary. Federal Award Request: \$ _____

- | | |
|-----------------------------|----------|
| a. Total Project Cost (TPC) | \$ _____ |
| b. Federal Share (60%) | \$ _____ |
| c. Sponsor Share (40%) | \$ _____ |

Source of applicant (sponsor) share: (Use figures from "Sources" box on budget form)

- | | |
|-------------------------------|----------|
| a. Cash | \$ _____ |
| b. In-kind Goods and Services | \$ _____ |
| c. Donated Goods and Services | \$ _____ |

Name, title and contact information for the following:

Grant Manager: _____
Mailing Address: _____
City, State, Zip: _____
Telephone: _____
E-mail Address: _____

Preservation Commission Chair:

Mailing Address:

Telephone:

E-mail Address:

CLG Contact:

Mailing Address:

Telephone:

E-mail Address:

Signature: Authorized Local Government Official

Date

Name and Title (Print or Type)

Community Name

Willingness to Comply with Grant Requirements

1. I understand that this is a 60-40 matching grant program from the National Park Service Historic Preservation Fund (HPF), administered by the State of Alaska Department of Natural Resources, Office of History and Archaeology.
2. If awarded an HPF grant, I understand that it is my responsibility to comply with all pertinent State and Federal regulations, the State-Local Grant Agreement, and requirements outlined in the *Historic Preservation Fund: Certified Local Government Grants Manual*. Federal requirements may include but are not limited to the following: Section 106 and Section 110, National Historic Preservation Act (54 USC 306108); Americans with Disabilities Act; Architectural Barriers Act; National Environmental Policy Act; 2 CFR 200; and Build America, Buy America (also known as the Infrastructure Investment and Jobs Act), P.L. 117-58, Section 70914.
3. Should this project be awarded, I understand that project records are subject to audit after project completion, and that if such an audit questions expenditures for which I have been reimbursed I will return an amount equal to the questioned expenditures.
4. I understand that no grant exists until the State Historic Preservation Officer (SHPO) signs the State-Local Grant Agreement, even if the Alaska Historical Commission recommends funds for my project. Any funds expended before the performance period specified on the fully executed grant agreement or before obtaining the SHPO's signature may not be reimbursed without specific approval.
5. I understand that this is a reimbursable grant program. It is my responsibility to front costs, then seek reimbursement from the Office of History and Archaeology.

Signature: Authorized Local Government Official

Date

Name and Title (Print or Type)

CLG GRANT APPLICATION: FY24

CLG:

Project Name:

PROJECT INFORMATION See [Writing a Successful CLG Application](#) for more detail.

- 1. PROJECT DESCRIPTION** – *If needed, use continuation pages provided at the end of this document. **Please limit length to 2,000 word count.***
 - a. Provide a brief introduction to your project including the aim, scope, and significance of the project to your community.

b. List any previous HPF grants this project has received. *(Cite HPF number and grant name.)*

c. Briefly describe the relationship of this project to past, present, or future preservation work.
1,500 word limit.

2. PRESERVATION OBJECTIVES

How does the project relate to annual CLG grant priorities established for this fiscal year? (*Cite relevant grant priorities and explain how each relates to your project.*) *500 word limit.*

a.

b. How does the project relate to the goals and objectives of the [State Historic Preservation Plan](#). (*Cite relevant goals and objectives and how your project would further them.*)
1,000 word limit.

- c. Describe how the project meets an identified historic preservation priority of your community.
Does the project contribute to the implementation of your local historic preservation plan?
If so, how? *1,000 word limit.*

3. PROJECT PERSONNEL- *The Project Manager (PM) must have proven experience working on historic preservation projects. If the project is a survey, inventory, or National Register nomination, the PM must meet the professional qualification standards in 36 CFR 61. If not identified in this application, the Office of History and Archaeology must review selection of Project Manager prior to finalization of the contract with the individual.*

- a. Note who will act as Project Manager (PM). Attach the PM's résumé showing past experience working on preservation projects. List any previous HPF Projects the PM has worked on. *(If planning to contract with PM after grant is awarded, outline the job qualifications that will be required.) 1,000 word limit.*

- b. Identify the local government personnel who will act as Grants Manager for the project.

- Rev: Nov 2024

4. **WORK PLAN.** *Thoroughly address all items necessary for your project type. See [Writing a Successful CLG Application](#) for more detail. Use continuation sheets if needed. **1,000 word limit.***
- a. Explain how the project will be undertaken.

- b. Describe the geographic area encompassed by the proposed project. For survey, inventory, development, and National Register nomination projects, attach maps of the project area. Include the estimated number of buildings, structures, sites, square miles, etc., to be addressed. *500 word limit.*

- c. Cite any planning studies, condition assessments, design drawings, research reports, publications, or other sources of relevant information you plan to use for this project.
500 word limit.

- d. Provide a work schedule showing months, expected activities, and benchmarks to achieve throughout the grant period of performance. *500 word limit.*

5. FINAL PRODUCTS

- a. Describe publications, workshops, audio-visual materials, reports, websites, brochures, survey materials, nominations, interpretive signs, etc., that will be produced as part of the proposed project. Identify the intended audience and where the public will be able to access these materials. Describe how you will inform your community about the project. *1,000 word limit.*

6. ADDITIONAL INFORMATION

- a. Attach letters of commitment and support, as appropriate, from teachers, historical societies, museums, Native groups, and others. (*Note attachments below.*)
- b. Attach other relevant information, such as links to pertinent websites and copies of photographs. *5 image limit.* Please do not include reports. (*Note attachments below.*)

7. BUDGET: Maximum Federal Requests are \$50,000 for Development projects; \$25,000 for other Project Categories.

Your budget submittal shall consist of one narrative and two tables. *Use fillable Excel worksheet or submit similar budget tables, and complete the narrative portion below for this Budget section.*

- a. *Budget Summary* table identifying planned cost share of 60% federal and 40% match
- b. *Matching Share* table showing sources of match.
- c. *Budget Narrative* explaining costs in detail and describing how costs were calculated.

BUDGET NARRATIVE: Describe activities to be performed under Personal Services, Contractual Services, Supplies/Materials, Travel, and Other cost categories.

- a. Personal Services: describe work each position/person will perform for the proposed project. *1,000 word limit.*

Sitka Woman's Club Cottage Structural Repairs and Wiring Cleanup

Budget Summary: CLG Grant Application

Total by Cost Category	<i>Cost Category</i>	<i>Sponsor Share</i>	<i>Federal Share</i>
\$\$		40%	60%
17,500	Personal Services		
	Construction Contractor (pilings, beams, & building committee of 4	2,000.00	14,000.00
	1-volunteer grant manager	3,500.00	
0	Travel		
0	Contractual		
8,590	Supplies/Materials		
	lumber for posts & beams	990.00	
	jack rental	500.00	
	cribbing	1,000.00	
	grout	300.00	
	blue board insulation	2,300.00	2,000.00
	insulation supplies	1,500.00	
900	Other (specify)		
	shipping	300.00	
	misc. supplies	600.00	
26,990	Total Project Costs (TPC)	12,990.00	16,000.00

Matching Share: Sponsor's Sources of Match

5,200.00	Cash Expenditures
5,500.00	In-kind Contributions
2,290.00	Donations & Volunteer Time
12,990.00	= Sponsor's 40% of TPC

Instructions: Double click inside the worksheet to activate formulas and complete budget.

1. Calculate anticipated expenses and describe in appropriate Cost Categories. Add extra rows or categories, as needed.
2. Multiply "Total Project Costs" by 0.40 to determine Sponsor and 0.60 to determine Federal shares.
3. Show amounts comprising the "Source of Sponsor's Share."



To: Sitka Women's Club
300 Harbor Drive
Sitka, Alaska 99835

From: PEAK Engineering, LLC
601 Alice Loop, Suite 110
Sitka, Alaska 99835

Subject: Foundation Posts/Piles and Floor Beams Estimate

To whom it may concern,

Alaska Timber and Truss, LLC of Petersburg, Alaska, is happy to provide the below-mentioned boards, posts and beams for the project located at 300 Harbor Drive, Sitka, Alaska 99835.

1. 12 – 6"x6"x5' AYC Posts for a total of \$720.00
2. 3 – 6"x6"x12' WH floor beams for a total of \$270.00
3. 7 – 6"x6"x16' SS posts/beams for a total of \$840.00 (Cribbing)
4. 6 – 2"x6"x10' SS studs (for falsework as needed) \$120.00
5. 4 – 1"x6"x10' SS boards (for formwork) \$40.00

The Subtotal for these materials is \$1,990.00

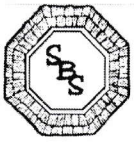
FOB Sitka is \$300

Alaska Timber & Truss will donate and ship the lumber needed to effect these repairs to the Sitka Women's Club.

Sincerely,

/email/

Brett C Martin
President
Alaska Timber & Truss, LLC
P 907.401.0777
E Brett@AKTimber.com



**spenard
builders
supply**

DATE	QT NUMBER
01-03-25	79123491



QUOTATION

QUOTE

Page 1
QT

S 637581
O SALE SITKA TAX CASH
L
D

S 637581
H SALE SITKA TAX CASH
I
P

T
O SITKA, AK 99835

T
O SITKA, AK 99835

JOB NO.		CUSTOMER PO. PRICE QUOTE	COST CODE	EST SHIP DATE 01-10-25	CLERK # krd9	SHIPPED FROM SITKAKYD QT
QTY	ITEM NO.	DESCRIPTION		U/M	UNIT PRICE	EXTENDED PRICE
1	ISD22SM	BLUE BOARD/PRICE QUOTE 2" 2X8 STYROFOAM SE 25PSI LINE WEIGHT: 5.45		EA	50.03	50.03

Unless otherwise specified herein, all prices shown shall only be valid for materials delivered for or received by the Purchaser within 30 days from the date of this quotation.

TOTAL WEIGHT: 5.45		SUBTOTAL	TAX	TOTAL
		50.03	2.50	52.53
Effective: 01/03/2025 Expires: 01/10/2025 Location: SITKA AK YARD Phone: 907-747-3339		BFS RETAINS THE RIGHT TO ADJUST ALL QUOTED PRICES IN THE EVENT OF SHORTAGES, ENVIRONMENTAL IMPACTS, FREIGHT INCREASES, OR GOVERNMENTAL REGULATIONS.		
		Printed: 01/03/2025 10:49:27		

Thank you for the opportunity to quote.

QUOTATIONS SUBJECT
TO CREDIT APPROVAL

- b. Contractual Services: List contractor name(s), if known. Describe work each will perform. *500 word limit.*
- c. Supplies/Materials: Describe types of materials and/or supplies required for this project, how they relate to the project, estimated quantities, etc. *500 word limit.*
- d. Travel: Identify who will be traveling, how many trips are anticipated, trip purpose, and destination. *500 word limit.*

- e. Other: Identify other costs which do not fall into one of the above categories. Explain purpose and relevance to this proposed project. *500 word limit.*

CHECKLIST

Applicant, has your entity...

- ☐ maintained current certification under the Certified Local Government program?
- ☐ signed and dated this application?
- ☐ signed the form titled: *Willingness to Comply with Grant Requirements?*
- ☐ provided the information requested on each page of the application package?
- ☐ included a public outreach component?
- ☐ attached maps showing location of project?
- ☐ attached photographs or clear photocopies showing overall character of properties for survey, inventory, National Register nomination, pre-development and development projects?
- ☐ attached letters of support from the community and, if needed, property owners?
- ☐ attached a resolution supporting this proposal (or indicate you've requested one prior to the Alaska Historical Commission meeting to recommend awards)?
- ☐ explained historic preservation commission involvement in the project, and addressed its role in the review process?
- ☐ checked your budget for accuracy?

Development projects: *Have you included additional information described on page 14?*

Deadline: Applications are due 3:00 pm on Friday, February 7, 2025.

Only complete, signed, dated applications will be considered.

Submit applications and questions to the CLG Program Coordinator
at **maria.lewis@alaska.gov** and **dnr.oha@alaska.gov**

Development: For development projects, additional information is needed. Provide the following items. (See OHA Application webpage for forms or examples, as needed.)

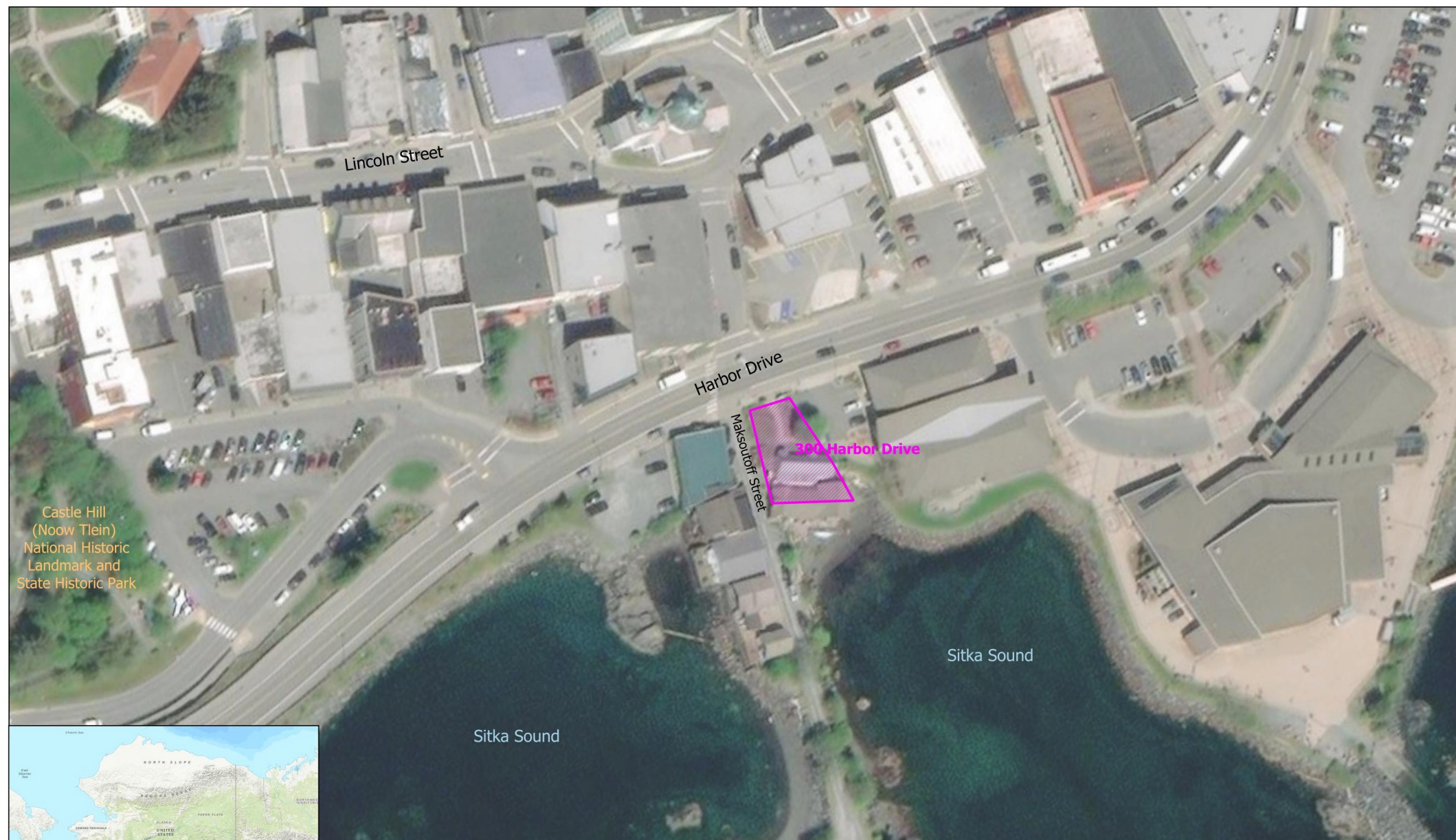
1. Property Name as listed in National Register of historic Places
2. National Register Number <https://www.nps.gov/subjects/nationalregister/database-research.htm>
3. Section 106 Review with OHA
4. Environmental Screening Worksheet
5. Owner's Consent to work on Property
6. Public Notice of Potential Project: Provide dates and locations of notice to the general public, affected agencies and tribes. Also provide a synopsis of any comments received.
7. Statement of Willingness to Execute a Covenant with OHA, if necessary



Figure 1. Sitka Woman's Club Cottage 2024.



Figure 2. Sitka Woman's Club Cottage, 1951 (SWC files, Sitka, AK)





Castle Hill
(Noow Tlein)
National Historic
Landmark and
State Historic Park

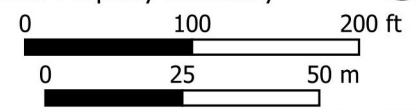
Sitka Sound

Sitka Sound



Legend

-  300 Harbor Drive, Sitka Alaska
-  Sitka Woman's Club Property Boundary



SITKA WOMAN'S CLUB COTTAGE/CLUBHOUSE
AHRS NO. SIT-0226
300 HARBOR DRIVE, SITKA, ALASKA
USGS SITKA A-4
C056S063E | 01 |



From: [NPS WASO NRHE NR Info](#)
To: [NPS WASO NRHE NR Info](#)
Subject: National Register Weekly List 10/18/2024
Date: Friday, October 18, 2024 5:49:14 AM

CAUTION: This email originated from outside the State of Alaska mail system. Do not click links or open attachments unless you recognize the sender and know the content is safe.

WEEKLY LIST OF ACTIONS TAKEN ON PROPERTIES: 10/11/2024 THROUGH 10/17/2024

KEY: State, County, Property Name, Address/Boundary, City, Vicinity, Reference Number, NHL, Action, Date, Multiple Name

ALASKA, SITKA BOROUGH,
Sitka Woman's Club Building,
300 Harbor Drive,
Sitka, SG100010895,
LISTED, 10/15/2024

CALIFORNIA, LOS ANGELES COUNTY,
Santa Monica Civic Auditorium,
1855 Main Street,
Santa Monica, SG100010919,
LISTED, 10/16/2024

CALIFORNIA, SAN DIEGO COUNTY,
Heart of Bankers Hill Historic District,
Generally bounded by W. Walnut Ave (north), Redwood Canyon (south), Brant and
Curlew Streets (west), and Front Street (east),
San Diego, SG100010887,
LISTED, 10/17/2024

CALIFORNIA, VENTURA COUNTY,
Scarlett Ranch,
5011 West Gonzalez Road,
Oxnard vicinity, RS100010545,
LISTED, 10/11/2024

CONNECTICUT, NEW LONDON COUNTY,
Cedar Grove Cemetery,
638 Broad Street,
New London, SG100010932,
LISTED, 10/16/2024

KANSAS, FRANKLIN COUNTY,

John Boyle
Commissioner

dnr.alaska.gov



Department of
Natural Resources

Anchorage, Alaska

STATE OF ALASKA

PRESS RELEASE

For Immediate Release: November 1, 2024

Beloved Sitka House Listed in National Register of Historic Places

(Sitka, AK) – A famous Southeast Alaska property has been nationally recognized for its association with U.S. women's history. The Sitka Women's Club Building was listed by the Keeper of the National Register of Historic Places in Washington, DC on October 15, 2024.

"The Sitka Women's Club building is a physical reminder of how women's rights reached the furthest corners of the United States at the beginning of the 20th century, and helped transform Sitka from a Russian colony into a modern, quintessentially American community," said **Lieutenant Governor Nancy Dahlstrom**, who serves as chair of the Alaska Historical Commission.

The historic building was constructed in 1895 by Hans Christian Pande, an immigrant from Tønsberg, Vestfold Fylke in Norway, for his daughter Ragnhild who used it initially as a hat shop. The building retains features that illustrate and convey a wood-frame Norwegian vernacular cottage. When the building was constructed, it sat alone prominently on the rocky outcropping directly on the water. Local Sitkans called the house the "Cottage by the Sea." By the turn of the 19th century, the house became the property of William Parker Mills of the W.P. Mills Company (a lumber company that made the Mills family one of the wealthiest in Southeast Alaska) and his wife Florence Edith, one of the founders of Sitka's Woman's Club who sat near the top of Sitka's social hierarchy. Through much of the 20th century, the house was an epicenter for Sitka's Progressive Era ideals such as professionalism, social clubs, women's suffrage, temperance, volunteerism, and the traditional feminism espoused by the town's pioneering upper-middle-class families.

Embedded in Sitka's social fabric, the building's historic use supported women's clubs that conducted philanthropic and community work. To honor Florence Edith Mills, her children W. P. Mills Jr. and Loretta May Mills sold her former house to the Sitka Woman's Club for \$1 in 1951. Today, the building serves as the first permanent home for the organization, representing the culmination of earlier efforts and achievements of Sitka women by the mid-20th century.

"Listing the building on the National Register is wonderful news," said **Anne Pollnow**, who submitted the nomination on behalf of the [Sitka Woman's Club](#). "The Sitka Woman's Club thanks the Alaska Historical Commission and State Historic Preservation Office staff for shepherding the nomination through the process."

The [Alaska Historical Commission](#) considered the nomination at its meeting on Nov. 16, 2023, initiating comments from Commission members. The State Historic Preservation Office prepared the nomination package and submitted it to the Keeper on August 30, 2024.

The Department of Natural Resources' mission is to develop, conserve and maximize the use of Alaska's natural resources consistent with the public interest.

MEDIA CONTACTS

Katherine Ringsmuth, PhD, State Historian

Office of History & Archaeology

907.269.8714

katie.ringsmuth@alaska.gov

Anne Elise Pollnow, Archaeologist

Sitka Women's Club

907.738.0794

anne@sealevelsitka.com

###

STAY CONNECTED:

DNR Newsroom: http://dnr.alaska.gov/commis/dnr_newsroom.htm

DNR on Social Media: http://dnr.alaska.gov/commis/social_media.htm

DNR Public Information Center: <http://dnr.alaska.gov/commis/pic/>



To: Sitka Women's Club
300 Harbor Drive
Sitka, Alaska 99835

From: PEAK Engineering, LLC
601 Alice Loop, Suite 110
Sitka, Alaska 99835

Subject: Foundation summary for Home located at 300 Harbor Drive, Sitka AK 99835

To whom it may concern,

PEAK Engineering, LLC of Sitka Alaska, inspected the pile-supported foundation of a house located at 300 Harbor Drive in Sitka, Alaska. The home has undergone several foundation improvements/repairs over its lifetime. This assessment was conducted to determine any deficiencies that may exist with the foundation.

Currently, there are several issues that need to be rectified in short order to maintain the structural integrity of the building. These include a combination of

1. Foundation support (consisting of concrete or grout)
2. Posts/piles or pillars from either treated timbers or Alaskan Yellow Cedar, and
3. Main floor beams consisting of Spruce, hemlock or Yellow cedar.

There are an estimated 12 support posts for the foundation that require a stable base to be formed and poured with either concrete or grout. The posts/piles/pillars are all founded on bedrock; therefore, a small amount of concrete or grout to form a flat surface beneath the base of the post will be necessary. The total amount of grout/concrete required is less than 5 cubic feet. The bulk of the cost of making the base foundation will be the labor component in forming and pouring. Very little will be material costs.

The posts/piles are 5 feet or less in length for a total estimated length of 60' or 6 – 10' posts/piles will need to be provided.

The main floor beams, of which there is one requiring immediate attention and two that require attention that would best be served by replacement at the same time, would all be 12' long.

To effect these repairs, the house would have to be jacked so that posts/piles could be replaced simultaneously along with the three floor beams at the same time.

The estimate to purchase posts/piles (\$720) and floor beams (\$270) is a lump sum of \$990 dollars FOB Petersburg. Shipping will run approximately \$300 to Sitka for a total delivered price of \$1,290.00.

The foundation bases will cost \$150 for the materials (grout and reinforcement) and the labor component to form, and pour will be \$2500 for a total constructed price of the bases of \$2,650.00. Set up for the grout/concrete shall be no less than 7 days before the jacks are removed.



Jacks, falsework, and cribbing are required to jack the structure. The falsework and cribbing will be obtained from the same mill, providing the posts and beams. The total cost of these materials will not exceed \$1000. The Jacks can be rented or supplied for no more than \$500 for the duration of the project. The labor component of jacking should not exceed \$2,500.00.

The total cost to make the repairs to the foundation of the house located at 300 Harbor Drive in Sitka, Alaska, is \$7,940.00.

Should you have any questions regarding this summary, please contact me at 907.401.0777

Sincerely,

/email/

Brett C Martin, EIT

Vice-President

PEAK Engineering, LLC


P 907.401.0777


E brett@peakengineeringllc.com

PROJECT PHOTOGRAPHS

Compromised Pilings and Floor Beams






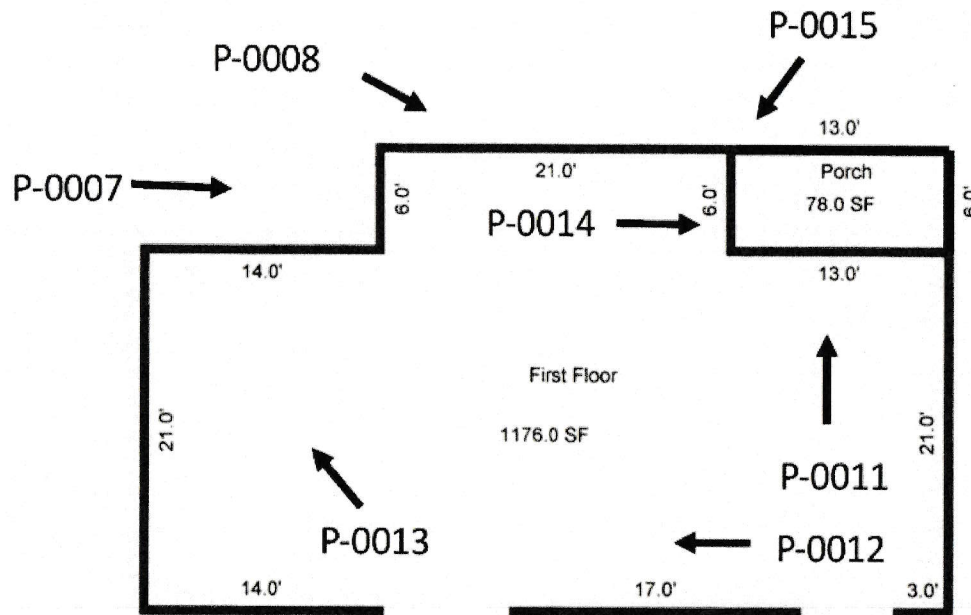
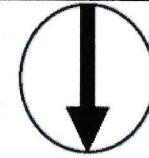


Wiring Issues





North



P-0015

13.0'

13.0'

P-0011

P-0012

P-0014

First Floor

1176.0 SF

P-0008

P-0007

14.0'

P-0013

14.0'

Walkway

P-0002

P-0019

P-0001

P-0009

P-0010

P-0022

P-0021

P-0020

Sidewalk

Harbor Drive

Maksoutoff
Street

Parking
Lot

P-0006

P-0005

P-0004

THE SITKA WOMAN'S CLUB

\$1,000.00

WALDO MILLS SCHOLARSHIP



WHO CAN APPLY?

SINGLE MOTHERS LIVING IN SITKA

The Waldo Mills Scholarship is available to single mothers living in Sitka and pursuing a their education. Considered enrollment may be part or full time, and in-person or online for the Spring 2025 semester. This scholarship opportunity is open to single mothers enrolled in college, vocational programming, or certification classes.

HOW TO APPLY:

Submit a one-page letter describing your present situation and educational goals. Please provide your phone number, address, and student identification number if applicable. Please note the school you are attending and their registrar's office contact phone number.

SUBMISSION:

You may send your letter by email to: [**sitkawomansclub@gmail.com**](mailto:sitkawomansclub@gmail.com).

Or you may mail your letter to:

The Sitka Woman's Club
300 Harbor Drive
Sitka AK 99835

DEADLINE:

All submissions must be emailed or postmarked by November 30th, 2024.

For questions or more information, please email us or call:
Kim at 752-6369 or Anne at 907-738-0794.



ATTENTION: WOMEN OWNED BUSINESSES

Apply now for our

\$1,500.00

\$1,000.00

\$500.00

Grants

ELIGIBILITY:

**Must be a woman-owned business
serving the communtiy of Sitka, in Sitka**

How to apply: Send a brief discription of your business including:
How you were inspired, How you plan to use this grant, business
goals, and how your business contributes to our community.

Submission: Send your grant request to:
sitkawomansclub@gmail.com OR 300 Harbor Drive, Sitka AK 99835

Deadline: February 15, 2025

Feel free to email us if you have any questions

**Sitka Woman's Club
2024 Mini-Grant Applicants**

No.	Applicants	Need	Contact	Phone No.	Address	Tax ID	Ask	Award
1	Brave Heart Volunteers	Expenses for <i>Light Up a Life</i> candlelight ceremony	Angie DelMoral	907-747-4600	PO Box 6336		\$150	\$150
2	Friends of Circus Arts	Scholarships for Women	Kimberly Capp	503-739-3371	1315 Sawmill Creek Rd.	81-3561257	\$600	\$300
3	Sitka School District	Classroom Library	Carmel Haug	509-670-9893	305 Baranof St.		\$250	\$250
4	SAFV	Housing Costs	Natalie Wojcik	907-747-3491	PO Box 6136	92-0077632	\$250	\$0
5	Girls Group at BMS	Books, hygiene products, haircuts, & manicures	Judith Young	907-966-6372	601 HPR		\$500	\$300
6	Dolly Parton Imagination Library-Sitka Emblem Club #142	Books for kids under 5yo	Nicole Filipek	206-769-3685	c/o Sitka Emblem Club #142, PO Box 142	92-6003533	\$500	\$300
7	Sitka Fastpitch Softball Club	Pitching Machine	Nicole Balovich	907-738-8018	1417 Davidoff St.	82-3756125	\$500	\$500
8	SMC Community Garden	Raised beds, tools, & soil	Debby LeVeck	907-623-8349	103 Burkhart Dr.	N.A.T.I.V.E.	\$500	\$250
9	XES Kinder Teacher	Art supplies	Hanna Boord	907-966-1504	305 Baranof St.		\$500	\$150
10	SHS - Special Ed.	Tranquil space furnishings	Meggan Turner	907-738-8228	1000 Lake St.		\$500	\$250
11	Babies & Books	Books & Program support	Jane Seesz	907-738-4667	c/o Lois Rhodes 710 Lake St.	92-0133227	\$250	\$150
12	Fireweed Dance Guild	Dance Scholarship, Child or Adult	Melinda McAdams	907-966-2557	PO Box 2081	92-0133227	\$585	\$300
Total Amount							\$5,085	\$2,900



Figure 1. Early iteration of the Sitka Woman's Club, Circa 1900s



Figure 2. Club social 1960s.

4/15/1967

Sitka Woman's Clubhouse.

Wood frame construction - One floor
 Exterior: Stained Shingle - Gray
 White Frame Windows, Glass Doors, Trim
 Roof - Steep Pitched, Stained Shingle
 Resultant Attic - High Head room - used for storage.
 Attic Accessible by Drop Staircase from Main Rm. ceiling
 Floor - Covered by floorboard
 All new Wiring & Electrical Fixtures
 Electric Stove
 New Stainless steel Kitchen Sink
 New Lavatory
 Oil Furnace @ Hot Water circulating heating system - roof of Furnace Room
 below windows on main floor.
 Front of Structure at ground level & bed rock
 Back " " Raised at varying Height - resultant walking space under
 part of structure - has beded siding around base where required.

Present cost to replace Building as of April 20, 1967
 Is \$19200.00
 Ray Lindblom
 Gen. Contractor
 Sitka Alaska.

Figure 3. Building report 1967

Sitka Woman's Club

A Brief History

(Sources provided by The Sitka Woman's Club Album #AL 870 in the Isabel Miller Museum Collection and R.N. DeArmond. Compiled by Irene Williams 1/23/00)

Social clubs, fraternities and sororities have been very much a part of the American culture, and early-day Sitka followed the pattern. With the exception of a couple of national women's groups – the Daughters of the American Revolution and the Women's Christian Temperance Union they were strictly local and often short lived.

(In the "Sitka's Past" column appearing in the *Daily Sitka Sentinel* week of January 17-21 2000 the following appeared: "**December 1899** –The Woman's Club of Sitka held its December meeting at the Governor's House. They had decided on "The Merchant of Venice" for their study and the opening act of the play was read and discussed.")

Several groups are thought to be precursors of the Woman's Club:

- WCTU- Women's Christian Temperance Union formed in 1888 in Sitka was instrumental in causing Sitka to go dry thus making Sitka the first Alaska city to be dry. It continued dry until 1923.
- DAR – A Chapter of the Daughters of the American Revolution was formed and lasted about 5 years. Mrs. Elizabeth DeArmond was a charter member.
- Women's Reading Club was active by 1909. An article in *The Alaskan* appeared about the Women's Reading Club. It listed Mrs. George Stowell as President and Mrs. Florence Mills (W.P.) as vice-president with 14 charter members. (In 1951, Florence Mills' son donated the club house [the Cottage-by-the Sea House] to the present Sitka Woman's Club). This club was organized with five (5) departments:
 1. Art and Literature
 2. Music and Drama
 3. Philanthropy and Sociology
 4. Parliamentary Law
 5. Household Economics

Mrs. Elizabeth Patton Brady, wife of Governor John Brady, became president and continued in office until Governor Brady resigned in 1906 as the government moved to Juneau.

A picture number PH-1029 in the Isabel Miller Museum Collection may be a photograph of the art and literature department of the Women's Reading Club. It is a photography taken by Edward DeGroff ca. 1885 and shows seven women painting: Virginia Packle

(Mrs. Behrends), Gertrude Patton Knapp, Mrs. William Turner, Mrs. Haydon, Mrs. Kitty Baker Emmons, Mrs. Joe Turner, Mrs. Webster, and Miss Jackson.

"The Sitka Woman's Club was originally called the Friendly Society. The Friendly Society was organized May 16, 1916 in connection with the Community Church. Through its Belgian Relief and Red Cross work during World War I, The Friendly Society became more of a community organization.

A picture in the Isabel Miller Collection #Ph-1030 shows several women of the Friendly Society working as Red Cross workers during 1914-1918. They are: Mrs. Peter Kostrometinoff, Mrs. Geroge Kostrometinoff, Anna Kostrometinoff (dau of Peter) Mrs. Ponteleioff, Mrs. C. C. Georgeson, Marie Chubaroff Brightman, Mary (Sasha) Kashevaroff (Calvin), Nadja Kashevaroff, Mrs. Demidoff, Esther Thierschild (child), Agnes Brightman, Elizabeth DeArmond, Mrs. Harry Ashball (maiden name Erler), Mrs. E. M. Goddard and Mrs. Martha Kashevaroff (Andrew's wife). These include both the first president and the last president of The Friendly Society.

Sitka was without any newspaper from 1907- 1920 therefore there was a lack of newspaper articles of any women's clubs' activities. It is known, though that the Friendly Society was active in knitting socks and scarves for soldiers during World War

When the newspaper resumed publication in 1922, there were many articles written about the philanthropic efforts of the Friendly Society. Members met at the homes of Mrs. Florence Mills, Mrs. Ernest Polley and Mrs. Bessie (Theodore) Kettleison. Bessie Kettleison's meetings were held in the Pioneer Home Superintendent's home as Mr. Kettleison was the superintendent

Over the years, the Sitka Woman's Club was involved in the following projects:

1. Sent care packages to Armenia
2. Contributed \$50.00 to the Public Library Board in 1922
3. Organized the first annual city-wide clean-up week (which continues to this day)
4. Sponsored lectures on topics of interest of the day
5. Instrumental in getting ordinances regarding sanitation and littering passed by the City Council
6. Developed a scholarship program to benefit single mothers attempting to get into the labor market through continuing education

In 1935, finding the program definitely patterned after that of a federated club, the constitution was presented to American Federation of Woman's Clubs and the club was accepted for membership.

In 1939, there was a name change to The Sitka Woman's Club. "Although the name is Sitka Woman's Club many members were residents of Mt. Edgecumbe on a small island across the bay from Sitka."

The focus of the club was to be of service to the community, to champion humanitarian causes wherever they might be as well as to identify problems and devise solutions. Any woman interested in these goals was encouraged to join. During the 1920's and 30's, there were few other clubs in Sitka and The Friendly Society attracted many members, a situation that continued to prevail well into the 1950's.

The Sitka Woman's Club started the ball rolling collecting funds for a City Library building because the library was in an apartment building and the lease would lapse in four years.

In 1939, The Friendly Club affiliated with the Woman's Clubs of America, a national organization. The national affiliation was later dropped but the local name remained.

In February 1940, there was a report of the Sitka Woman's Club in *The Northern Star Newspaper*. The meetings were held in the Russian Mission known as the Bishop's House.

The next news article pertaining to the Woman's Club was in the Sitka Sentinel on May 11, 1951. Thirty members were present to sign the Articles of Incorporation. This was necessitated by the donation offer of the W.P. Mills Company of the Rangehild Building to the Sitka Woman's Club. Caroline (Mrs. Leslie) Yaw was elected president.

Mr. Waldo Mills acting on behalf of the W.P. Mills Company, gave the club the small house that still stands on Harbor Drive adjacent to the Kettleson Library. In return, the club agreed to care for the Mills Family graves in the local cemetery.

The Women's Club received the Rangehild Building which had been erected in 1897. Capt. Hans Christian Pande built it and he and his daughter lived in it. She conducted a millinery shop in one part. The building was called The Cottage-by-the-Sea. Capt. Pande and a prospector by the name of Hostad mined and later sold their claims known as Pande Basin. Rangehild Pande married Miss Hostad. They had one child and she soon divorced him and left Sitka after selling the Cottage-by-the-Sea to a Dr. James L. Coggsell for the sum of \$450.00

Dr. Coggsell was a dentist and the father of Florence Coggsell Mills (Mrs. W.P. Mills). He visited her in Sitka and established a dental practice in the Cottage-by-the Sea Building. On January 13, 1910, Dr. Coggsell turned the building over to the W. P. Mills Company along with a saw mill, the water works and some rental properties. Later the Cottage-by-the-Sea became a rental property. It was originally a duplex with the two apartments usually rented to teachers.

Having a building of their own allowed the club to expand their fund raising to include preparing and serving dinners and luncheons for the Sitka Rotary Club, Chamber of Commerce, and other organizations, thus filling a need that could not be met by the local restaurants of that day. The club house with a view was rented to many civic groups to make it more useful.

"Teas for tour parties and rummage sales helped support their philanthropic efforts, and the Community Calendar was one of their most successful projects. Gifts of more than \$1000 annually went to the City Library, scouts, Little League, CARE. As well as financial aid, free service is given by club members to the City Library at the desk. In order to support their many donations, the club sponsored many fund raising activities such as making jams and jellies from local wild berries and selling them to the growing tourist trade.

According to the Sitka Woman's Club minutes of January, 1964, the following officers were installed: Cleo Beck – President, Margaret Petro – Vice- President, Lucia Quinn – Treasurer, Gladys Whitmore – Secretary. Margaret Petro, Luella Smith, and Gladys Whitmore were named to a committee to look into the necessity of making a claim for tideland ownership.

"The October 1964 Sitka Woman's Club minutes report that Mrs. Thielke suggested the possibility of affiliated membership in National Women's Club and offered to investigate."

Sitka Woman's Club hosted a tea for Governor Eagan in 1967 as well as teas for tourists. Items on display for the tourists included items representing the Alaska Native culture such as a Chilkat robe and a button robe. Pictures show tables laden with jam and jelly for sale to the tourists.

In October, 1972, the Sitka Woman's Club hosted a Sunday afternoon reception for the new Director of the Sitka Community College, David Knapp and his wife, Marilyn.

In the 1970's, club membership began to dwindle due to a number of factors. Many women were working outside the home, other women's organizations developed in Sitka and vied for membership, and normal attrition (members do grow old!). The building was leased to the City & Borough of Sitka and was used for the Senior Citizens Nutrition Program. Many will remember it as the Double "O".

In 1986, the Double "O" moved to the new Senior Center. By that time, the club consisted of a handful of older members and there was serious talk of disbanding. A few younger women in the community believed the club was worth saving and recruited enough new members to continue.

In the fall of 1986, Ann Brauer leased the building and opened an antique shop. She sold the business in 1995 to Lana Scott (Lana Scott died in 1996) whose estate currently holds a five year lease on the building.

The club continues to be dedicated to the goals set forth in the beginning—to be of service to the community. All proceeds not needed to maintain the building and fund the scholarship program are distributed among other non-profit organizations concerned with the welfare of the community, especially as it pertains to women and children.

In 1995, the Sitka Woman's Club donated almost \$5,000 to that purpose. Recipients included Sitkans Against Family Violence, the Teen Resource Center, Girl Scouts, Salvation Army, Sitka Fine Arts Camp, Sitka Alternative School, and others. In addition, three \$500.00 scholarships were awarded.

Presidents of The Friendly Society:

1916 – 1929	Elizabeth DeArmond
1930 – 1935	Mrs. Jackson L. Webster
1936	Mrs. Carl Peterson
1937 – 1938	Mrs. Jack Calvin (Mary [Sasha] Kashevaroff)

Presidents of the Woman's Club

1939	Mrs. T. W. Peyton
1940 – 1942	Mrs. C. G. Stuart
1943	Martha Kostrometinoff
1944	Sara Fernald
1945	Eunice Fletcher
1946	Wanda Holic
1947	Louise Avrit
1948	Dorothy Bilbo
1949	Alice Peterson (Mrs. Carl)
1950	Ruth Arthur
1951	Grace Chase
1952	Myrth Sarvela
1953	Mrs. R.L. Shackelford
1954	Hortense Lanier
1955	Luella Smith
1956	Caroline Yaw
1957	Cleo Campbell Beck
1958	Eleanor Rosevear
1959	Charlotte Morgan
1960	Charlotte Morgan
1961	Charlotte Morgan
1962	Margaret Petro as 1 st of January
1963	Ida DeRock
1964	Cleo Campbell Beck
1965 – 1966	Gladys Whitmore
1967 – 1968	Gladys Whitmore
1969	Gladys Whitmore
1970	Charlotte Morgan
1971	Isabel Miller
1972	Gertrude Wood
1973 – 1974	Gertrude Wood