

Fiscal Year 2017

Local Purchase tracking

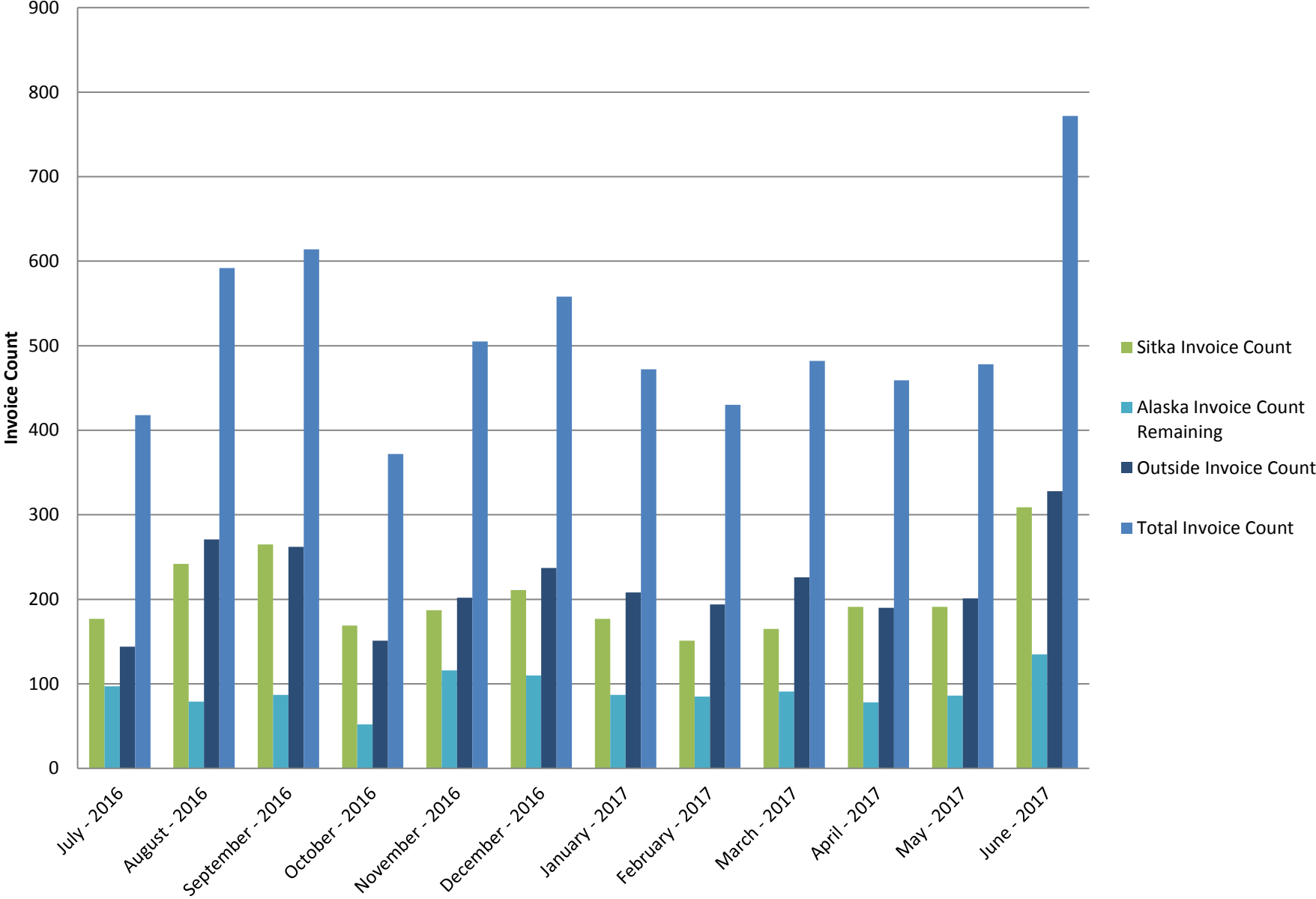
Month	Fiscal Year	Alaska Invoice Count			Alaska Dollar Amt			Total Dollar Amt	% Sitka Count	% Sitka Dollar	
		Sitka Invoice Count	Remaining	Outside Invoice Count	Total Invoice Count	Sitka Dollar Amt	Remaining				Outside Dollar Amt
July - 2016	2017	177	97	144	418	2,090,981	395,907	493,799	2,980,687	42%	70%
August - 2016	2017	242	79	271	592	831,255	686,926	2,266,078	3,784,259	41%	22%
September - 2016	2017	265	87	262	614	1,332,503	1,067,236	2,417,908	4,817,647	43%	28%
October - 2016	2017	169	52	151	372	1,121,855	457,329	585,489	2,164,673	45%	52%
November - 2016	2017	187	116	202	505	1,159,192	2,299,595	1,411,675	4,870,462	37%	24%
December - 2016	2017	211	110	237	558	1,239,260	2,600,810	1,229,286	5,069,356	38%	24%
January - 2017	2017	177	87	208	472	889,106	1,321,641	2,070,583	4,281,330	38%	21%
February - 2017	2017	151	85	194	430	1,593,478	1,082,697	1,013,204	3,689,379	35%	43%
March - 2017	2017	165	91	226	482	470,811	853,564	508,920	1,833,295	34%	26%
April - 2017	2017	191	78	190	459	1,247,465	1,887,442	1,359,467	4,494,374	42%	28%
May - 2017	2017	191	86	201	478	1,178,985	1,695,642	634,986	3,509,613	40%	34%
June - 2017	2017	309	135	328	772	2,032,600	2,617,261	1,985,947	6,635,808	40%	31%
Fiscal Year Total	2017	2435	1103	2614	6152	\$15,187,491.0	16,966,050	\$15,977,342.0	\$48,130,883.0	40%	32%

Notes:

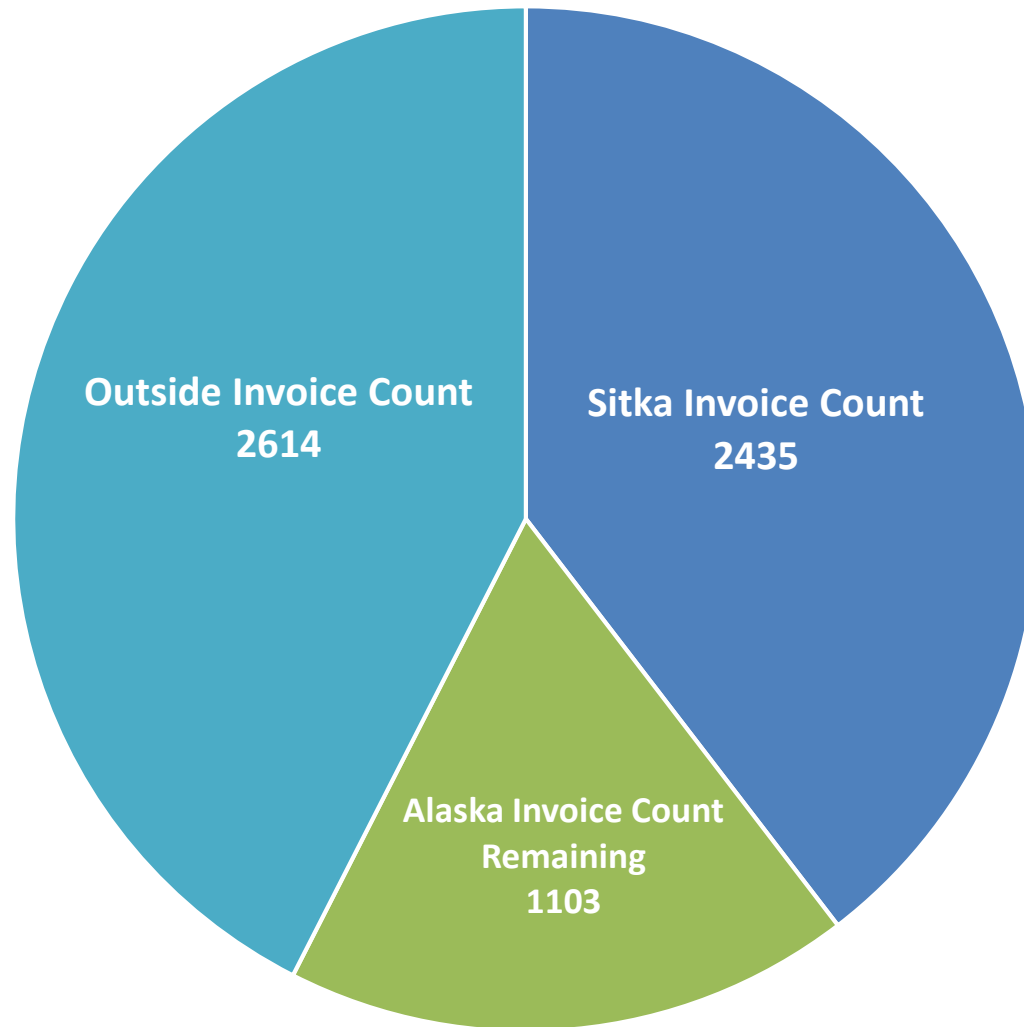
Alaska (Remaining) = Alaska - Sitka

Outside = Total - (Alaska (Remaining) + Sitka)

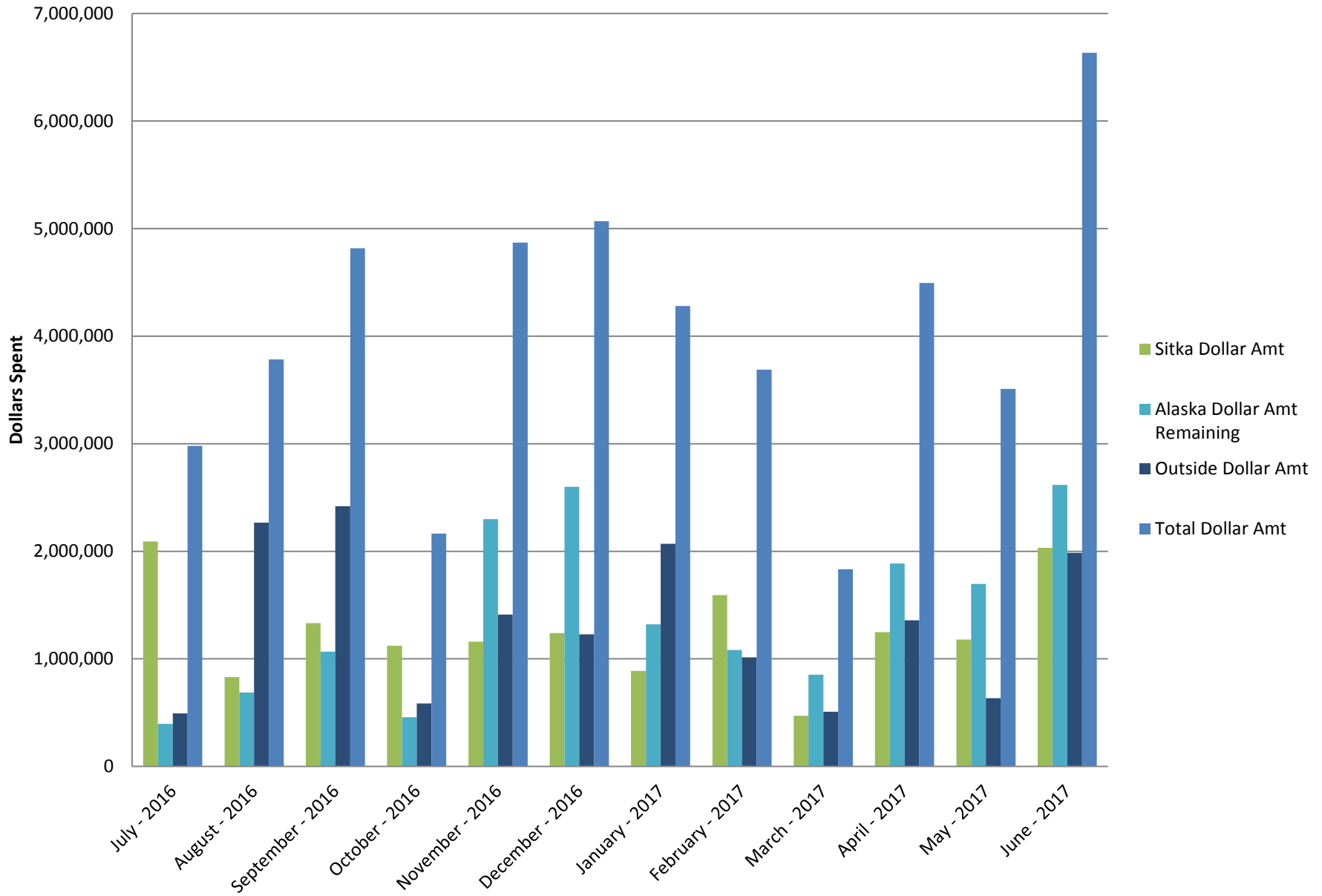
Invoice Count Fiscal Year 2017



Invoice Count - Total: 6152



Dollars Spent Fiscal Year 2017



Dollars Spent - Total: \$48,130,883.00

