

## Early Childhood Survey Results

### WHAT IS THE EC SURVEY?

- 10-question survey of families with kids birth to five
- Covering childcare access, participation in children's programs, and access to information
- 24 survey events: daycares, bazaar, parent-teacher conferences, Wooch.een parent meeting
- Alaska Association of School Boards analyzed results

### WHO TOOK THE SURVEY?

- 233 families took the survey
- Parents, foster parents, grandparents, step-parents
- 74% of households had two adults in the household
- Families reporting number of children in the household: 1 child in household (37%), 2 children (34%), 3 children (19%), 4 or more children (10%)

### WHAT EVENTS DO FAMILIES ATTEND?

Most families attend child-friendly events monthly. 22 families said they had not attended events in the previous 2-3 months. Reasons for not attending? Time conflicts and lack of information.

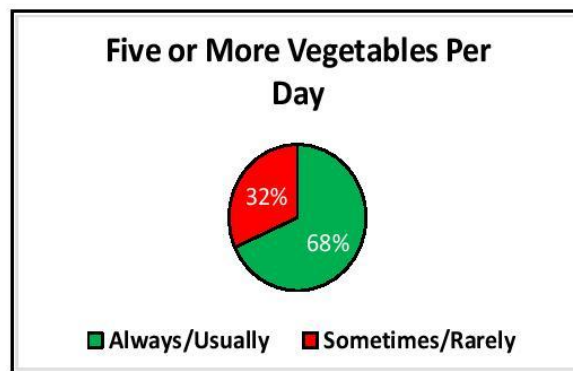
#### POPULAR EVENTS:

- Seasonal events like carnivals
- School events
- Sitka Public Library activities
- Imagination Library events
- Babies and Books events
- Playgroups



### THE MOST CONCERNING QUESTION?

While the survey was private and anonymous, many people who took the survey made comments aloud when it came to the vegetable question! Apparently it is not easy to get children to eat their vegetables.



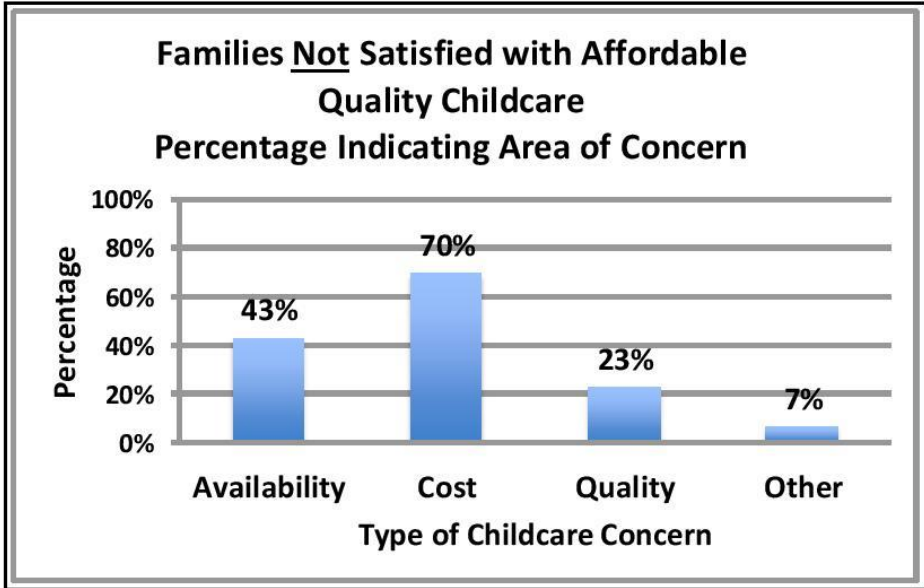
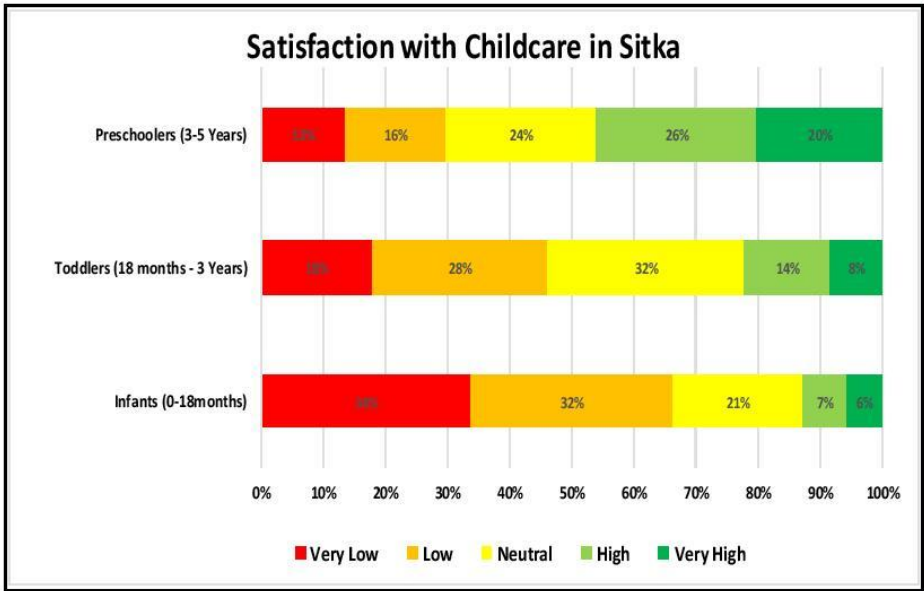
Here's the good news. Serving sizes for children are quite small. For example, a half of an apple may be a serving size for your little one.

### WHERE DO FAMILIES GET INFORMATION?

#### TOP SOURCES:

- FAMILY: 68%
- FRIENDS: 75%
- FACEBOOK: 47%





- The satisfaction question asked about childcare in general: babysitters, families and friends, parents at home, pre-schools, licensed in-home care, the school district, and Head Start were “lumped” together.
- The survey results cannot identify if some types of childcare are considered more satisfactory than others.
- Childcare is a concern for families.
- Satisfaction with childcare increases with the age of the child.
- Only 34% of families report neutral to very high satisfaction with childcare for infants.
- 70% of families report neutral to very high satisfaction with childcare for preschoolers (children aged 3-5) with 46% percent reporting high to very high.
- The cost of childcare is the biggest concern.
- The availability of childcare is also a concern.
- Only 23% of families not satisfied with childcare expressed quality as a concern.



### WHAT'S NEXT?

- We will continue to look at the survey results for trends and areas of concern.
- This spring and next fall, we will continue to communicate the results to families and the community.
- In the fall, we will hold a number of community events to hear your ideas for addressing early childhood and childcare concerns.

Want to know what is happening around town? Sitka Kids is a Facebook page created to post secular family-friendly events for kids. The KCAW Calendar is another good source of information. Go to [www.kcaw.org](http://www.kcaw.org) and click on Community Calendar.

